

Program Book



**BRINGING
GENETICS
TOGETHER**





BestGene Inc.
www.thebestgene.com

2140 Grand Ave. Suite#205
Chino Hills, CA 91709
U.S.A.

Tel: +1-888-821-9155
Fax: +1-888-822-8445
info@thebestgene.com



Drosophila Embryo Injection Services

- ***The cheapest price for the best service! Starting from \$200 per injection.***
- ***User friendly system! Real time tracking of service progress online.***
- ***Inject 200+ embryos per service.***
- ***Deliver transformed and/or balanced flies. We do the crosses!***
- ***One shipping & handling charge per order! No matter how many services purchased.***
- ***Selection of w^{1118} , yw or your own strain for transposable-element injection.***
- ***PhiC31 integrase-mediated site-specific transgenesis - the broadest selection of $attP$ sites.***
- ***Screen for **white**, **yellow**, **vermillion**, and/or **GFP/RFP/DsRed/YFP/CFP**.***
- ***MiMIC injection service.***
- ***CRISPR injection service.***
- ***Over **70,000** individual constructs were successfully injected and over **370,000** transformants delivered!***

Welcome to The Allied Genetics Conference



Customize a schedule just for you, based on a wide range of themes:

Development and Morphogenesis
Disease Models and Aging
Evolution and Quantitative Biology
Genomics and Gene Regulation
Intracellular Dynamics
Neuroscience, Systems to Molecules
New Technology and Resources
Stem Cell, Regeneration and Germline
Professional Development and Education

Here is the meeting you've been asking for, we are..

Bringing Genetics Together



GSA's Mission and Board of Directors	3
Welcome from the GSA President	4
Welcome from the TAGC Co-Chairs	5
Community Organizers	6
TAGC Meeting Sponsors	7
Thank you to the Meeting Organizers and Session Chairs	8
General Information	9
Speaker Ready Room	
Poster Presentation Times	
Exhibitor Hours	
Social Media Policy	
Internet/Cyber Café	
Registration/Badge/Program Book/T-Shirt Pickup	
FlyBase, MGI, SGD, WormBase, and Zfin Demo Room	
Meals, Parking/Shuttle Bus	
Professional Development and Education Programs	13
Schedule of Events	15
Plenary and Platform Session Listings	
<i>C. elegans</i> Development, Cell Biology and Gene Expression Meeting.....	25
2016 Ciliate Molecular Biology Conference	37
57 th Annual Drosophila Research Conference.....	49
Mouse Genetics 2016	73
Population, Evolutionary and Quantitative Genetics Meeting	85
Yeast Genetics Meeting.....	97
12 th International Conference on Zebrafish Development and Genetics.....	109
Poster Session Listings	
<i>C. elegans</i> Development, Cell Biology and Gene Expression Meeting.....	125
2016 Ciliate Molecular Biology Conference	133
57 th Annual Drosophila Research Conference.....	136
Mouse Genetics 2016	155
Population, Evolutionary and Quantitative Genetics Meeting	160
Yeast Genetics Meeting.....	167
12 th International Conference on Zebrafish Development and Genetics.....	175
Education Posters.....	186
Exhibitors	
Exhibit Hall Map	
Alpha Listing of Exhibitors/Company Description	188
Cross Community Workshops	199
Presenting Author index	205
Genetic Index	217
GSA Past Presidents	235
Advertisers	236
Meeting Room Floor Plan	Inside Back Cover

C. elegans cover image credit to Carolyn Marks and David Hall.
Yeast cover image credit to: Masur-Own work, CC BY 2.5,
<https://commons.wikimedia.org/w/index.php?curid=905559>



Founded in 1931, the Genetics Society of America (GSA) is a professional scientific society with more than 5,000 members worldwide working to **deepen**

our understanding of the living world by advancing the field of genetics, from the molecular to the population level. GSA represents the collective interests of the genetics and model organism communities in advocating support for research, educating students and the public about the importance of genetics, and providing a respected and authoritative voice on genetic issues increasingly in the public eye.

GSA promotes research and fosters an international community of geneticists by promoting interaction among geneticists (including microbial, plant, animal, human, and population and theoretical geneticists), while cultivating a community of thought leaders in the field.

GSA publishes two peer-edited scholarly journals:

- *GENETICS*, which has published high quality original research across the breadth of the field since 1916, and
- *G3: Genes|Genomes|Genetics*, an open access journal launched in 2011 to disseminate high quality foundational research in genetics and genomics.



The Society has a deep commitment to fostering the next generation of scholars in the field through providing career development activities and resources and offering travel grant programs including the GSA Undergraduate Travel Awards and DeLill Nasser Awards for Professional Development in Genetics.

2016 GSA Board of Directors

Stan Fields, President
Lynn Cooley, Vice-President
Jasper D. Rine, Immediate Past President
David Greenstein, Secretary
Sue Jinks-Robertson, Treasurer
Angelika Amon
JoAnne Engebrecht
Erika L. Matunis
Lauren M. McIntyre
Fernando Pardo-Manuel de Villena

Dmitri A. Petrov
Craig S. Pikaard
Eric U. Selker
Huntington F. Willard
Deborah Yelon
Brenda J. Andrews, Editor-in-Chief, *G3: Genes|Genomes|Genetics*
Mark Johnston, Editor-in-Chief, *GENETICS*
Trainee Advisory
Representatives: Heath Blackmon • Sonia Hall

WELCOME FROM THE PRESIDENT



Welcome to Orlando and to TAGC. With this conference, the GSA undertakes an unusual experiment: assemble more than 2,500 aliquots of 7 different genetics communities, incubate in a large mixing chamber at warm temperature, and take time-points over 5 days. Successful outcomes would include novel cross-fertilizations and sustained macromolecular interactions; personal cerebral storage devices filling to capacity with cutting-edge knowledge; and instant chemistry leading to lifelong attachments. We'll know at the final time-point whether the experiment has worked by observing if its subjects are exuberant, exhilarated and maybe even a bit exhausted, completely consumed by the scientific talks, the discussions with colleagues and the mentoring, education and professional development activities.

We hope you will use your time in Orlando to reflect on, and delight in, the astonishing accomplishments of our field; to make new friends and collaborators; and with these newly made colleagues as well as those of long-standing, to plan out future projects to solve grand challenges in biology through genetics. And please use this opportunity to learn a bit more about what the GSA does for those who love genetics, including in journal publications, in advocacy, in education, in communication, and in the advancement of our trainees. From all of us at GSA, be part of a sensational experiment.

Best wishes,

Stan Fields
GSA President



During the meeting, you are encouraged to post thoughts on exciting scientific presentations and on other meeting events using the #TAGC16

WELCOME FROM THE CO-CHAIRS

Dear TAGC Enthusiasts,

We welcome you to this unprecedented gathering of Geneticists!

We have been looking forward to this meeting since we began planning 4 years ago. You may be wondering why GSA has launched TAGC, when the individual model organism conferences have done well over the last three decades? The answer is simple and compelling: We are in a new age of Genetics and Genomics and we are seeing a major explosion of knowledge in every field. In this new age, model organisms will continue to play an important role in biological discovery. But we feel that we can accelerate the pace of discovery by coming together and learning from each other to create something even bigger.

With this idea in mind, we asked: What makes a great meeting? Great people, terrific program, an attractive meeting site that accommodates all activities and is affordable, exciting scientific and special events, social gatherings, and flawless logistics. The result we envision? Great science, lots of interaction, meaningful discussions and scientific exchange, exposure to new technology, seeding new collaborations, and having lots of fun. We hope you find all these things and more at this unique “jamboree” of 7 concurrent meetings. Work hard, play hard, interact, stay up late, get up early, and enjoy every minute!



Phil Hieter, Meeting Co-chair



Jeannie Lee, Meeting Co-chair

Community Representatives

Geoffrey Kapler, Ciliates
Paul Sternberg, *C. elegans*
Sue Celniker, *Drosophila*
John Schimenti, Mouse
Michael Lynch, Population, Evolutionary and Quantitative Genetics
Michael Snyder, Yeast
Rebeccas Burdine, Zebrafish
Katie Dumas, Trainee Representative

Cross-Community Workshop Advisor, David Bilder
GSA Poster Awards, Peter Stirling
Sponsorship, Mike Snyder

Meeting Organizers

***C. elegans* Development, Cell Biology and Gene Expression Meeting**

Monica Gotta, University of Geneva

Kevin O'Connell, NIDDK, NIH

2016 Ciliate Molecular Biology Conference

Mark Winey, University of Colorado, Boulder

Geoffrey Kapler, Texas A&M University

Judith Van Houten, University of Vermont

Joshua Smith, Missouri State University

57th Annual Drosophila Research Conference

Susan Celniker, Lawrence Berkeley National Laboratory, Chair

David Bilder, University of California, Berkeley

Nancy Bonini, University of Pennsylvania

Ross Cagan, Mount Sinai School of Medicine

Mouse Genetics 2016

Teresa Gunn, McLaughlin Research Institute, Montana, Co-chair

Monica Justice, University of Toronto and Hospital for Sick Children, Canada, Co-chair

David Beier, Seattle Children's Research Institute, Washington

Martin Hrabé de Angelis, Helmholtz Center and Technical University, Munich, Germany

Yumiko Saga, National Institute of Genetics, Japan

Philippe Soriano, Mount Sinai School of Medicine, New York

François Spitz, EMBL Heidelberg, Germany

Population, Evolutionary and Quantitative Genetics Meeting

Michael Lynch, Indiana University, Chair

Kirsten Bomblies, Harvard University

Lauren McIntyre, University of Florida

Bret Payseur, University of Wisconsin

Dimitri Petrov, Stanford University

Yeast Genetics Meeting

Brenda Andrews, University of Toronto

Michael Snyder, Stanford University

Lars Steinmetz, Stanford University

Yoshikazu Ohya, University of Tokyo

12th International Conference on Zebrafish Development and Genetics

Rebecca Burdine, Princeton University

Richard Dorsky, University of Utah

Joan Heath, Walter and Eliza Hall Institute of Medical Research

Anming Meng, Tsinghua University

Teresa Nicolson, Oregon Health & Science University

Elizabeth Patton, The University of Edinburgh, UK

The Genetics Society of America gratefully acknowledges
the following meeting sponsors

Foundation Sponsors



Gold Sponsors



Silver Sponsors

10x Genomics
Calico
Canadian Institute for
Advanced Research
Canadian Institutes for
Health Research
Canadian Science Publishing
Canadian Society for Molecular
Biosciences

eLife
Illumina
National Institute on Aging
The Jackson Laboratory
Rare Diseases Models
and Mechanisms
Disease Models & Mechanisms
Twist Bioscience

Bronze Sponsors

E&J Gallo Winery
University of British Columbia,
Michael Smith Laboratories

University of British Columbia,
Wine Research Centre

The Meeting Organizers would like to thank the following organizers and session chairs.

C. elegans Development, Cell Biology and Gene Expression Meeting

Julie Ahringer, Javier Apfeld, Joshua Bembenek, Mike Boxem, Julie Claycomb, Zhuo Du, Christian Eckmann, Jane Hubbard, Antony Jose, Xantha Karp, Michel Labouesse, Tamara Mikeladze-Dvali, Karen Oegema, Hannah Seidel, Geraldine Seydoux, Harold Smith, Anne Spang, Mi Hye Song, Martin Srayko, Jun Takayama, Anne Villeneuve, Ronen Zaidel-Bar, Esther Zanin

2016 Ciliate Molecular Biology Conference

Mireille Betemier, Doug Chalker, Jacek Gaertig, Jean-Francois Gout, Sabrice Guerrier, Jeff Kapler, Laura Landweber, Eric Meyer, Mariusz Nowacki, Chad Pearson, Martin Simon, Josh Smith, Naomi Stover, Anne-Marie Tassin, Sean Taverna, Megan Valentine, Judith Van Houten, Mark Winey, Emily Wiley

57th Annual Drosophila Research Conference

Erika Bach, Kari Barla, Arash Bashirullah, Hugo Bellen, Jacob Berry, Pradeep Bhaskar, David Bilder, Nancy Bonini, Ben Brown, Ana Busturia, Susan Celniker, Hsiao-Tuan Chao, Ron Davis, David Doupé, Daniela Drummond-Barbosa, Rodrigo Fernandez-Gonzalez, Nathalie Franc, Robin Fropf, Liz Gavis, Sharon Greenblum, Benjamin Housden, Aniek Janssen, Gary Karpen, Krystyna Keleman, Amy Kiger, Helmut Kramer, Rebecca Kreipke, Amanda Larracuent, John Laver, Ming-Chia Lee, Kari Lenhart, Howard Lipshitz, Dali Ma, Anthony Long, Erika Matunis, Michele Markstein, Lucy O'Brien, Kate O'Connor-Giles, Terry Orr-Weaver, Parthive Patel, Norbert Perrimon, Margot Quinlan, Pr. Jean-Marc Reichhart, Tor Erik Rusten, Hannele Ruohola-Baker, Nasser Rusan, Todd Schoborg, Matt Sieber, Sarah Siegrist, Conor Sipe, Jason Tennesen, Mark Van Doren, Marta Wayne, Mo Weng, Yang Wu, Ting Xie, Julie Zeitlinger

2016 Mouse Genetics Meeting

David Beier, Teresa Gunn, Viive Howell, Martin Hrabe de Angelis, Monica Justice, Thomas Keane, Darla Miller, Lluís Montoliu, Steve Munger, Fernando Pardo Manuel de Villena, Bill Pavan, Fernando Pardo-Manuel de Villena, Yumiko Saga, Gabriela Sanchez-Andrade, John Schimenti, Clare Smith, Philippe Soriano, Francois Spitz

Population, Evolutionary and Quantitative Genetics Meeting

Kirsten Bomblies, Dan Hartl, Michael Lynch, Lauren McIntyre, Bret Payseur, Dmitri Petrov

Yeast Genetics Meeting

Brenda Andrews, Karen Arndt, Rachel Brem, Orna Cohen-Fix, Kara Dolinski, Aimee Dudley, Maitreya Dunham, Audrey Gasch, Dan Gottschling, Yona Kassir, Oliver Kerscher, Michael Knop, Karl Kuchler, Leonid Kruglyak, Vicki Lundblad, Mike McMurray, Helen Murphy, Yoshi Ohya, Steve Oliver, Lorraine Pillus, Gavin Sherlock, Mike Snyder, Lars Steinmetz, Peter Stirling, Dave Toczyski, Phong Tran, Toshi Tsukiyama, Fred van Leeuwen, Kevin Verstrepen, Eric Weiss

12th International Conference on Zebrafish Development and Genetics

James Amatruda, Herwig Baier, Darius Balciunas, Ashley Bruce, Rebecca Burdine, Rob Cornell, Jill de Jong, Richard Dorsky, Bruce Draper, Iain Drummond, Steve Farber, Michael Granato, Jenya Grinblat, David Grunwald, Joan Heath, Kristen Kwan, James Lister, Lisa Maves, Anming Meng, Mary Mullins, Teresa Nicolson, Liz Patton, Ken Poss, Fabienne Poulain, John Rawls, Alex Schier, Bettina Schmid, Howard Sirotkin, Brant Weinstein, Deborah Yelon, Len Zon

Trainee Organizing Committee

Andrew Adrian, Haifa Alhadyan, Krista Dobi, Alexandra Erwin, Sonia Hall, Alex Hurlburt, Patty Jumbo-Lucioni, David Mets, Karissa Milbury, Stephanie Patchett, Douglas Reilly, Victoria Schulman, Aakanksha Singhvi, Amanda Socha, Maria Sterrett, Zeba Wunderlich

GSA extends its sympathy for the following community members that passed away during the last 12 months: J. Nichol Thomson, Bill Gelbart, Austin Hughes and John Preer.

Badges

Badges are required for admission to all sessions, posters, exhibit hall and mixers. Security will not allow individuals without badges to enter the Exhibit Hall. If you lose your badge, a replacement may be requested at the Conference Registration counters.

Presenters - Speaker Ready Room, Anaheim

All those giving oral talks are required to load and check their presentation the day before the start of their session in the Anaheim room, which will be open during the following hours:

Wednesday, July 13	1:00 pm – 9:30 pm
Thursday, July 14	7:00 am – 5:00 pm
Friday, July 15	7:00 am – 5:00 pm
Saturday, July 16	7:00 am – 5:00 pm

NOTE: You will not be able to upload presentations in the meeting room so checking in at the Speaker Ready Room is vital to the success of your talk.

Poster Sessions and Exhibits – Cypress Ballroom

All posters and exhibits will be in the Cypress Ballroom. The Hall will be open to conference registrants on a 24 hour basis beginning at 5:00 pm, Wednesday, July 13 until 12:00 noon, Saturday, July 16. Security will be posted at the entrance to the Hall and only individuals with the official TAGC registration badge will be admitted.

Exhibit representatives will be at their booths during the following hours:

Wednesday, July 13	9:00 pm – 11:00 pm
Thursday, July 14	8:00 am – 4:00 pm
Friday, July 15	8:00 am – 4:30 pm
Saturday, July 16	8:00 am – 12:00 noon

Authors are expected to present at their boards according to the following schedule:

Thursday, July 14	1:30 pm – 2:30 pm	Even-numbered posters
	2:30 pm – 3:30 pm	Odd-numbered posters
Friday, July 15	1:30 pm – 2:10 pm	“A” posters
	2:10 pm – 2:50 pm	“B” posters
	2:50 pm – 3:30 pm	“C” posters
Saturday, July 16	10:00 am – 11:00 am	Odd-numbered posters
	11:00 am – 12:00 noon	Even-numbered posters

All posters must be removed from poster boards **no later than 1:00 pm on Saturday, July 16**. After that time, remaining posters will be removed and recycled. Posters may only be removed by their own authors. Posters that are not collected may not be taken by someone who is not an author on that poster.

Mobile App

Download the TAGC mobile app to your smartphone (iOS and Android platforms). The Mobile App gives you the meeting at your fingertips. Once the app has been downloaded, you do not need an Internet connection to view information. Users of Blackberrys or Windows Mobile Devices have full access to the Program through the web version available at genetics2016.org.

WiFi/Internet

Free WiFi will be available at the Orlando World Center Marriott in guest rooms public space and the lobby.

Registration

Registrants can pick up registration materials and Certificates of Attendance at the registration desk in Cypress Ballroom 1 Alcove during the following times:

Wednesday, July 13	2:30 pm – 9:30 pm
Thursday, July 14	7:00 am – 5:00 pm
Friday, July 15	7:30 am – 5:00 pm
Saturday, July 16	7:30 am – 2:00 pm

Social Media Policy

Live tweeting of presentations is allowed unless the speaker explicitly opts out by stating so at the start of their talk. Attendees are encouraged to post their thoughts on exciting scientific advances and other meeting events. Use #TAGC16 to let everyone know what is happening at the meeting.

Camera, Mobile Phone, and Video Recording Policies

Attendees are strictly prohibited from using cameras, including mobile phone and tablet cameras, and all other audio and/or video recording devices in all meeting session rooms. This policy includes the poster section of the exhibit hall.

This means attendees may not take photos or video of speakers presenting or their slides. Attendees not adhering to this policy may be asked to leave the room and will be asked to delete all photos or videos already taken; additional action may be taken with repeated or egregious offenders. When registering, you are required to agree that you will adhere to this policy.

Attendees are asked to be respectful of their colleagues by turning off all mobile devices before entering meeting rooms.

Ticketed/Optional Events

For the following events you need to have purchased a ticket in advance to attend. If you are interested in attending one of these events, and did not register in advance, stop by the conference registration desk in Cypress Ballroom 1 Alcove to see if there are any tickets available.

- Mentoring Roundtables #1 and #2 (Thursday and Saturday)
- Science Café (Thursday)
- Editor’s Panel Discussion and Roundtable (Friday)
- Closing Reception (Saturday)

Security/Lost and Found

For all emergencies and lost and found items contact the Orlando World Center Marriott Security by dialing 0 from any house phone. The conference registration desk will be able to assist you as well.

GENERAL INFORMATION

FlyBase, MGI, SGD, WormBase, Zfin Demo Room – Palms Ballroom Canary 3-4

All registrants are invited to the demo room to learn how to make the best use of their tools and features for your research and teaching. Throughout the afternoon, other than the scheduled group presentations noted below, personnel are available in the demo room for one-on-one tutorials, troubleshooting and discussions.

Thursday, July 14

9:00 am - 8:00 pm Demo room open for tutorials and discussions

Presentations:

12:45 pm - 1:00 pm	FlyBase: New in FlyBase: Orthology, Human Disease, Gene2Function, miRNA, Author Reagent Form, Protein Domains, Gene Summaries, Video Tutorials, and Community Resources
1:15 pm - 1:30 pm	WormBase: WormBase: a portal to nematode model systems for all research communities
6:15 pm - 6:30 pm	SGD: Saccharomyces Genome Database: New data displays and computational tools
6:45 pm - 7:00 pm	MGI: Searching for human disease, gene expression, genome features on Mouse Genome Informatics
7:15 pm - 7:30 pm	Zfin: Exploring new data at ZFIN: Human disease models and Expression as Phenotype

Friday, July 15

9:00 am - 8:00 pm Demo room open for tutorials and discussions

Presentations:

12:45 pm – 1:00 pm	SGD: Saccharomyces Genome Database: New data displays and computational tools
1:15 pm – 1:30 pm	Zfin: Exploring new data at ZFIN: Human disease models and Expression as Phenotype
1:40 pm – 1:55 pm	MGI: Searching for human disease, gene expression, genome features on Mouse Genome Informatics
6:45 pm – 7:00 pm	WormBase: WormBase: a portal to nematode model systems for all research communities
7:15 pm – 7:30 pm	FlyBase: New in FlyBase: Orthology, Human Disease, Gene2Function, miRNA, Author Reagent Form, Protein Domains, Gene Summaries, Video Tutorials, and Community Resources

Meals/Meal Plans

Those who purchased a meal plan in advance should redeem their TAGC Meal Plan ticket (provided with their namebadge) by visiting the Meal Plan Ticket Desk at the Cypress Ballroom. The Ticket Desk will provide you with the coupons necessary to use for meals. Meal coupons should be treated like cash and cannot be replaced if lost.

Meal plan coupons can be used at all of the hotel restaurants, cash and carry carts and the food court. Those who did not purchase a meal plan can dine at any of those locations as well at the prevailing menu pricing.

GENERAL INFORMATION

Seating is available in the Crystal Ballroom after picking up your meals at the concessions or food carts.

Parking/Shuttle Bus

Complimentary self-parking is available to meeting attendees. A shuttle service is available between the Orlando World Center Marriott and the Marriott Village overflow properties for those who are registered at those hotels. See the app, hotel front desk and conference registration desk for the shuttle schedule.

Childcare/Family Room

Onsite childcare services may be available through your hotel concierge. Individual or group sitters may be arranged to provide in-room hotel childcare. Please check with your hotel well in advance of your arrival date. The Orlando World Center Marriott also has a wide variety of age appropriate activities for children.

It is the responsibility of the parents, guardian, legal guardian, or individual requesting childcare services to screen caregivers and to make a determination as to the appropriateness of the caregiver. The Genetics Society of America does not screen any of the childcare services and assumes no responsibility with respect to these services and accepts no liabilities.

Children must be accompanied by a parent or guardian during exhibit hours. Parents or guardians may bring children under the age of 18 to educational and social events provided the children do not disrupt the event. Under no circumstances are children under the age of 18 allowed in the Exhibit Hall during set-up and dismantle times.

A Family Room for nursing mothers is located in the Orlando World Center Marriott's North Tower on the lobby level in the Key Largo room. Please note that parents and guardians are responsible for providing infant care supplies. The Family Room is unsupervised and The Genetics Society of America is not responsible for any accidents or injuries that may occur..

Code of Conduct

GSA expects attendees and exhibitors to respect each other, GSA staff, and Marriott staff and behave in a courteous and civilized fashion. Attendees should respect common sense rules for public behavior, personal interaction, common courtesy, and respect for private property.

Abusive, harassing, or threatening behavior towards any other attendee, GSA staff, or Marriott staff will not be tolerated. Please report any incidents in which an attendee of the meeting is abusive, insulting, intimidating, bothersome, or acting in an unsafe or illegal manner to GSA staff or security immediately. Please contact: Anne Marie Mahoney; mahoney@genetics-gsa.org if you need to file a complaint.

GSA Education @ TAGC

Wednesday, July 13, 2016 – Descriptions of all events are available online.
GSA Education Pre-Conference Workshops

Crash Course in Vision & Change: 9:00 am – 4:00 pm

Educator Flex Pass: 9:00 am - 12:00 pm: Morning Session
Collaborative Hackathon: Make Lesson Plans using a Model Organism Card Game
Teaching Foundational Concepts through Primary Literature
Integrating Discovery-based Research into the Undergraduate Curriculum

Educator Flex Pass: 1:00 pm - 4:00 pm: Afternoon Session
All three morning workshops will be repeated.

Saturday, July 16, 2016

You Can Publish That, Too! Publishing education resources: 4:00 pm - 6:00 pm

Professional Development Events

Wednesday, July 13, 2016

Next Stage Mixers: Undergraduates, graduate students, postdocs, and new faculty members: 5:00 pm - 7:00 pm

Thursday, July 14, 2016

Mentoring Roundtables 1: 12:30 pm - 1:30 pm

Job Fair: 1:30 pm - 3:30 pm

Plenary Session and Workshop for Undergraduate Researchers: 4:00 pm - 6:00 pm

Science Café with Brian Malow: 10:00 pm - 11:30 pm:

Friday, July 15, 2016

Career Workshop - Nailing the Job Talk: 2:30 pm - 3:15 pm:

Women in Genetics Workshop and Networking: 6:00 pm - 8:00 pm
Powered by WiG: Thanks to the women whose generous contributions provided funding for this workshop.

Saturday, July 16, 2016

Trainee Bootcamp Workshops
Concurrent Session 1: 8:00 am – 9:00 am
Finding a Job in Academia
Publishing in the Digital Age
Finding Funding

Concurrent Session 2: 9:00 am – 10:00 am
Careers Beyond Traditional Academia
Scientific Publishing
Finding Funding

Career Workshop - Negotiating Job Offers: 10:30 am - 11:15 am

Mentoring Roundtables 2: 12:30 pm - 1:30 pm

GeneticsCareers Center

Watch for announcements about how to sign up for career counseling and networking opportunities @GeneticsGSA #TAGC16.

Open:

Thursday, July 14, 1:30 pm – 3:30 pm

Friday, July 15, 2:00 pm – 4:00 pm

Saturday, July 16, 10:00 am – 12:00 pm



These professional development events brought to you by the

TAGC Trainee Organizing Committee

Kathleen Dumas (Buck Institute), *Chair*

Andrew Adrian (University of Iowa)

Haifa Alhadyian (University of Kansas)

Krista Dobi (Baruch College)

Alexandra Erwin (University of Kansas)

Sonia Hall (University of Massachusetts Medical School)

Alex Hurlburt (Indiana University)

Patty Jumbo-Lucioni (Samford University)

David Mets (University of California, San Francisco)

Karissa Milbury (University of British Columbia)

Stephanie Patchett (University of Texas, Austin)

Douglas Reilly (Worcester Polytechnic Institute)

Victoria Schulman (Weill Cornell Graduate School of Medical Sciences)

Aakanksha Singhvi (The Rockefeller University)

Amanda Socha (Dartmouth College)

Maria Sterrett (Indiana University)

Zeba Wunderlich (Harvard Medical School)

Look at the Schedule of Events for each community
to find more education workshops! Also be sure to visit the
Education, Outreach, and Broader Impacts posters in the Exhibit Hall.

**Be on the lookout for informal talks and meetups about education and outreach
at GSA Central in the Exhibit Hall! They will be announced on social media
throughout the conference. #TAGC16 @GeneticsGSA**

SCHEDULE OF EVENTS

<u>Wednesday, July 13</u>			
2:00pm-9:30pm		Speaker Ready Room Open <i>All presenters must upload their presentation 24 hours in advance of their session</i>	Hall of Cities Anaheim
2:30pm-9:30pm		Registration Open	Cypress Ballroom 1 Alcove
2:30pm-9:30pm		Meal Plan Ticket Desk	Cypress Ballroom Registration
5:00pm-7:00pm		Next Stage Mixers : Undergrad Mixer <i>Ticketed event</i> Graduate Student Mixer <i>Ticketed event</i> Postdoc Mixer <i>Ticketed event</i> Early Career Faculty Mixer <i>Ticketed event</i>	North Tower Key West Sawgrass/Vinoy Harbor Beach Marco Island
7:00pm-9:00pm		Scientific Sessions:	
	W	Plenary Session 1: Germline Dynamics	Grand Ballroom 8A
	C	Ciliate Genomics: Genome Structure and Organization	Palms Ballroom Canary 2
	D	Opening General Session	Crystal Ballroom M
	M	International Resources	Crystal Ballroom G1
	P	PEQG Keynote 1	Crystal Ballroom J1
	Y	The Dynamic Genome	Crystal Ballroom G2
	Z	Regeneration and Stem Cells	Grand Ballroom 7A
9:00pm-11:00pm		Opening Mixer with Exhibits	Cypress Ballroom
<u>Thursday, July 14</u>			
12:00 am-12:00 am		Posters Open	Cypress Ballroom
6:30am-1:00pm		Meal Plan Ticket Desk	Cypress Ballroom Registration
7:00am-5:00pm		Registration Open	Cypress Ballroom 1 Alcove
7:00am-		Speaker Ready Room Open	Hall of Cities

SCHEDULE OF EVENTS

5:00pm		<i>All presenters must upload their presentation 24 hours in advance of their session</i>	Anaheim
7:45am-10:00am		Genetics and Determinants of Health Joint Plenary Session	Palms Ballroom Sago/Sabal/Royal
8:00am-4:00pm		Exhibits Open	Cypress Ballroom
9:00am-8:00pm		Demo Room: MOD (FlyBase, MGI, SGD, WormBase, Zfin) Demo Room Open for Tutorials and Discussions	Palms Ballroom Canary 3-4
10:30am-12:30pm		Scientific Sessions:	
	W	Genomics, Gene Regulation and Technology	Grand Ballroom 8A
	C	Programmed DNA Rearrangement I	Palms Ballroom Canary 2
	D	Drosophila Plenary Session I	Palms Ballroom Sago/Sabal/Royal
	M	Comparative Genomics, Computational Methods and Evolution	Crystal Ballroom G1
	P	Natural Selection and Adaptation	Crystal Ballroom J1
	Y	Post-Transcriptional Gene Regulation	Crystal Ballroom G2
	Z	Early Development and Morphogenesis	Grand Ballroom 7A
	Z	Neural Circuits, Neurophysiology and Behavior	Grand Ballroom 7B
12:30pm-1:30pm		Mentoring Roundtables #1 <i>Pre-registration Required</i>	North Tower Harbor Beach/Marco Island
12:30pm-1:30pm		Speaking Up for Genetics and Model Organism Research <i>Food for purchase</i>	Crystal Ballroom H
1:30pm-3:30pm		Poster Presentations	Cypress Ballroom
1:30pm-3:30pm		GeneticsCareers Center and Job Fair	Cypress Ballroom 1C

SCHEDULE OF EVENTS

4:00pm-6:00pm		Scientific Sessions:	
	W	Intracellular Organelles, Trafficking, and the Cytoskeleton	Grand Ballroom 8A
	C	Evolution and Population Biology	Palms Ballroom Canary 2
	D	Cell Division and Growth Control	Palms Ballroom Sago
	D	Neural Development	Palms Ballroom Sabal
	D	Organogenesis & Gametogenesis	Palms Ballroom Royal
	M	Development	Crystal Ballroom G1
	P	James F. Crow Symposium	Crystal Ballroom J1
	Y	Epigenetics and Transcriptional Regulation	Crystal Ballroom G2
	Z	Cardiac Development	Grand Ballroom 7A
	Z	Gene Regulation and RNA Biology	Grand Ballroom 7B
		Plenary Session and Workshop for Undergraduate Researchers	Sawgrass
7:45pm-9:45pm		Scientific Sessions:	
	W	Plenary Session 2: Systems Biology	Grand Ballroom 8A
	C	Genome Stability and Dynamics	Palms Ballroom Canary 2
	D	Cell Cycle and Cell Death	Palms Ballroom Sago
	D	Evolution & Quantitative Genetics I	Palms Ballroom Sabal
	D	Pattern Formation	Palms Ballroom Royal
	M	Translational and Systems Genetics	Crystal Ballroom G1
	P	PEQG Keynote 2	Crystal Ballroom J1
	Y	Tackling Human Disease Using Yeast	Crystal Ballroom G2
	Z	Neurobiology	Grand Ballroom 7A
10:00pm-11:30pm		Science Cafe Event <i>Ticketed event</i>	Palms Ballroom Sabal

SCHEDULE OF EVENTS

Friday, July 15		
12:00 am- 12:00 am		Posters Open Cypress Ballroom
7:00am- 5:00pm		Speaker Ready Room Open <i>All speakers must upload their presentation 24 hours in advance of their session</i> Hall of Cities Anaheim
7:30am- 5:00pm		Registration Open Cypress Ballroom 1 Alcove
8:00am- 9:30am		Scientific Sessions:
	W	Aging and Cell Death <i>Sponsored by the National Institute on Aging</i> Grand Ballroom 8A
	C	Programmed DNA Rearrangement II Palms Ballroom Canary 2
	D	Cell Biology & Cytoskeleton Palms Ballroom Sago
	D	Evolution & Quantitative Genetics II Palms Ballroom Sabal
	D	Chromatin & Epigenetics Palms Ballroom Royal
	M	Technological Innovations Crystal Ballroom G1
	P	Cryptic Variation and Robustness Crystal Ballroom J1
	Y	Division and Development Crystal Ballroom G2
	Z	Models of Human Disease Grand Ballroom 7A
	Z	Evolution Grand Ballroom 7B
8:00am- 4:30pm		Exhibits Open Cypress Ballroom
9:00am- 8:00pm		Demo Room: MOD (FlyBase, MGI, SGD, WormBase, Zfin) Demonstrations Open for Tutorials and Discussions Palms B allroom Canary 3-4
10:00am- 12:00pm		Scientific Sessions:
	W	Cell Cycle, Cell Division, Cytokinesis Grand Ballroom 8A
	C	Chromatin Structure & Chromatin Modification Palms Ballroom Canary 2
	D	Physiology, Organismal Growth & Aging Palms Ballroom Sago
	D	Techniques & Resources Palms Ballroom Sabal

SCHEDULE OF EVENTS

	D	RNA Biology	Palms Ballroom Royal
	M	Human Disease Models 1	Crystal Ballroom G1
	P	Mutation & Recombination	Crystal Ballroom J1
	Y	Stress Sensing and Damage Control	Crystal Ballroom G2
	Z	Emerging Technologies - Imaging	Grand Ballroom 1-2
	Z	Signaling	Grand Ballroom 7B
	Z	Organogenesis (Mesoderm, Endoderm, Ectoderm)	Grand Ballroom 7A
11:00am-12:00pm		Scientific Sessions:	
	W	Cell Polarity and Cell Fate	Grand Ballroom 8A
12:00pm-1:30pm		Editor's Panel Discussion and Roundtable <i>Ticketed event</i>	North Tower Harbor Beach/Marco Island
1:30pm-3:30pm		Poster Presentations	Cypress Ballroom
1:30pm-3:30pm		GeneticsCareers Center	Cypress Ballroom 1C
2:00pm-2:45pm		GeneticsCareers Workshop – Nailing the Job Talk	Cypress Ballroom 1B
4:00pm-6:00pm		Scientific Sessions:	
	W	Cell Patterning and Morphogenesis	Grand Ballroom 8A
	C	Ciliate Signaling Systems: Signal Transduction, Protein Secretion, and Trafficking	Palms Ballroom Canary 2
	D	Cell Biology & Signal Transduction	Palms Ballroom Sago
	D	Drosophila Models of Human Disease I	Palms Ballroom Sabal
	D	Regulation of Gene Expression I	Palms Ballroom Royal
	M	Epigenetics	Crystal Ballroom G1
	P	Molecular Evolution	Crystal Ballroom J1
	Y	Yeast Evolution in and out of the Lab	Crystal Ballroom G2
	Z	Highlighted Talks, Awards Ceremony and Community Meeting	Grand Ballroom 7A

SCHEDULE OF EVENTS

6:00pm- 7:30pm	Women in Genetics Panel and Networking <i>Ticketed event</i>	North Tower Harbor Beach/Marco Island
7:30pm- 9:30pm	Development and Evolution Joint Plenary Session	Palms Ballroom Sago/Sabal/Royal
<u>Saturday, July 16</u>		
12:00 am- 12:00noon	Posters Open	Cypress Ballroom
7:00am- 5:00pm	Speaker Ready Room Open <i>All speakers must upload their presentation 24 hours in advance of their session.</i>	Hall of Cities Anaheim
7:30am- 2:30pm	Registration Open	Cypress Ballroom 1 Alcove
8:00am- 10:00am	Workshops:	
	Automated Tracking for Quantitative Phenotyping	Grand Ballroom 3
	CRISPR-based Genome Engineering	Crystal Ballroom J2
	Using CyVerse Cyberinfrastructure to Enable Data Intensive Research, Collaboration, and Education	Grand Ballroom 1
	Model Organisms to Face Environmental Problems	Palms Ballroom Canary 1
	Integrating Research and Teaching: Professional Development for Current and Future Faculty Members	St. Thomas
	Informatics Resources to Aid the Genetic Dissection of Neural Circuitry	Palms Ballroom Canary 2
	Everything you Wanted to Know about Sex	Palms Ballroom Sabal
	modMetabolome: Model Organism Metabolomics Consortium Workshop	Grand Ballroom 8A
	Feeding Behavior, Nutrition and Metabolism: Emerging Model Organisms	Palms Ballroom Royal
	Functional Genomics for Conserved Gene Function Discovery	Crystal Ballroom J1
	Cell Competition in Flies and Mice	Crystal Ballroom G1

SCHEDULE OF EVENTS

		Developmental Mechanics	Crystal Ballroom G2
		Model Systems in Drug Discovery	Grand Ballroom 2
		CRISPR/Cas9 - Techniques and applications in Fish, Flies, & Mice	Grand Ballroom 7A
		Gene Function Discovery within the IMPC Resource	Crystal Ballroom C
		Utilizing NCBI Databases for Model Organism Research	Grand Ballroom 12-14
		Systems Genetics in Complex Populations	Crystal Ballroom A-B
		An Introduction to Using Galaxy for Genetic Data Analysis	Grand Ballroom 11
		The InterMOD Consortium: A common interface to model organism data	Crystal Ballroom N-Q
8:00am-9:00am		Trainee Bootcamp Workshops: Session 1: Finding a Job in Academia Finding Funding Publishing in the Digital Age	North Tower Bahamas Grand Cayman Aruba
8:00am-12:00pm		Exhibits Open	Cypress Ballroom
9:00am-10:00am		Trainee Bootcamp Workshops: Session 2: Careers Beyond Traditional Academia Finding Funding Scientific Publishing	North Tower Bahamas Grand Cayman Aruba
10:00am-12:00pm		Poster Presentations <i>All posters must be removed by 1 pm</i>	Cypress Ballroom
10:00am-12:00pm		GeneticsCareers Center	Cypress Ballroom 1C
10:30am-11:15am		GeneticsCareers Workshop - Negotiating Job Offers	Cypress Ballroom 1B
12:15pm-1:45pm		Mentoring Roundtables #2 <i>Ticketed event</i>	North Tower Harbor Beach/Marco Island
1:45pm-3:45pm		Scientific Sessions:	
	W	Meiosis, Germ Line Development, and Sex Determination	Grand Ballroom 8A
	C	Cell Motility: Cilia, Basal Bodies, and Tubulin	Palms Ballroom Canary 2
	D	Organelles & Trafficking	Palms Ballroom Sago

SCHEDULE OF EVENTS

	D	Drosophila Models of Human Disease II	Palms Ballroom Sabal
	D	Gene Expression & Chromatin	Palms Ballroom Royal
	M	Cancer and Immunology	Crystal Ballroom G1
	P	Population Genetics	Crystal Ballroom J1
	Y	Revisiting Classical Genetics with New Technology	Crystal Ballroom G2
	Z	Neural Development and Regeneration	Grand Ballroom 7A
	Z	Cancer	Grand Ballroom 7B
4:00pm-6:00pm		Scientific Sessions:	
	W	RNAi, microRNAs, and Developmental Timing	Grand Ballroom 8A
	C	Cell Biology, Morphogenesis, & Development	Palms Ballroom Canary 2
	M	Rosa Beddington Lecture Stem Cells	Crystal Ballroom G1
	P	Complex Trait Evolution	Crystal Ballroom J1
	Z	Models of Human Disease	Grand Ballroom 7A
4:00pm-6:00pm		Workshops:	North Tower
	D	Spotlight on Undergraduate Research using Genetics Research Models	Aruba
	D	The Ecdysone Workshop	Palms Ballroom Canary 4
	D	Genetic and Genomic Models of Polyploidy	Crystal Ballroom A-B
	Y	Beyond cerevisiae: Exploiting yeast diversity in nature to understand genome evolution in diverse environments	Crystal Ballroom C-D
	Y	Getting Even More Out of SGD	Crystal Ballroom G2
	D	Drosophila Microbiota	Crystal Ballroom M
		You Can Publish That, Too - Publishing Education Resources	Bahamas
6:00pm-6:30pm	M	IMGS Business Meeting	Crystal Ballroom G1

SCHEDULE OF EVENTS

7:30pm-9:30pm		Scientific Sessions:	
	W	Plenary Session 3: Development and Disease	Grand Ballroom 8A
	C	Community Resources: Current and Future Needs	Palms Ballroom Canary 2
	D	Immunity and Pathogenesis	Palms Ballroom Sago
	D	Neurophysiology and Behavior <i>Sponsored by the National Institute on Aging</i>	Palms Ballroom Sabal
	D	Stem Cells	Palms Ballroom Royal
	P	PEQG Keynote 3	Crystal Ballroom J1
	Y	Structural and Cellular Organization	Crystal Ballroom G2
	Z	Haematopoiesis and Vascular Biology	Grand Ballroom 7B
	Z	Cell Biology and Polarity	Grand Ballroom 7A
9:30pm-11:00pm		Closing Reception	Cypress Ballroom 1
<u>Sunday, July 17</u>			
7:55am-8:00am	D	Poster Awards Presentation	Palms Ballroom Sago/Sabal/Royal
8:00am-10:00am		Scientific Sessions:	
	C	Ciliates in the Classroom and Undergraduate Ciliate Research Symposium	Palms Ballroom Canary 2
	D	Drosophila Plenary Session	Palms Ballroom Sago/Sabal/Royal
	M	Human Disease Models II	Crystal Ballroom G1
	P	Epistasis	Crystal Ballroom J1
	Y	The Fat and Sweet Sides of Life	Crystal Ballroom G2
	Z	Genome Editing	Grand Ballroom 7A
10:30am-12:30pm		Technology and its Application Joint Plenary Session	Palms Ballroom Sago/Sabal/Royal

C. elegans
**DEVELOPMENT,
CELL BIOLOGY
AND GENE
EXPRESSION
MEETING**



**Plenary and Platform
Sessions**



SCHEDULE AT-A-GLANCE

Wednesday, July 13		
2:00pm-9:30pm	Speaker Ready Room Open	Hall of Cities - Anaheim
7:00pm-9:00pm	Scientific Session: Plenary Session 1: Germline Dynamics	Grand Ballroom 8A
9:00pm-11:00pm	Opening Mixer with Exhibits	Cypress Ballroom
Thursday, July 14		
7:00am-5:00pm	Speaker Ready Room Open	Hall of Cities - Anaheim
7:45am-10:00am	Genetics and Determinants of Health Joint Plenary Session	Palms Ballroom
8:00am-4:00pm	Exhibits Open	Cypress Ballroom
9:00am-8:00pm	Demo Room: MOD (FlyBase, MGI, SGD, WormBase, Zfin) Demo Room Open	Palms Ballroom Canary 3-4
10:30am-12:30pm	Scientific Session: Genomics, Gene Regulation and Technology	Grand Ballroom 8A
12:30pm-1:30pm	Mentoring Roundtables #1	North Tower - Harbor Beach
12:30pm-1:30pm	Speaking Up for Genetics and Model Organism Research	Crystal Ballroom H
1:30pm-3:30pm	Poster Presentations 1:30pm-2:30pm: Even-numbered posters 2:30pm-3:30pm: Odd-numbered posters t	Cypress Ballroom
1:30pm-3:30pm	GeneticsCareers Center and Job Fair	Cypress Ballroom 1C
4:00pm-6:00pm	Scientific Session: Intracellular Organelles, Trafficking, and the Cytoskeleton	Grand Ballroom 8A
4:00pm-6:00pm	Plenary Session and Workshop for Undergraduate Researchers	North Tower - Sawgrass
7:45pm-9:45pm	Scientific Session: Plenary Session 2: Systems Biology	Grand Ballroom 8A
10:00pm-11:30pm	*Science Cafe Event	Palms Ballroom Sabal
Friday, July 15		
7:00am-5:00pm	Speaker Ready Room Open	Hall of Cities - Anaheim
8:00am-9:30am	Scientific Session: Aging and Cell Death	Grand Ballroom 8A
8:00am-4:30pm	Exhibits Open	Cypress Ballroom
9:00am-8:00pm	Demo Room: MOD (FlyBase, MGI, SGD, WormBase, Zfin) Demo Room Open	Palms Ballroom Canary 3-4
10:00am-11:00am	Scientific Session: Cell Cycle, Cell Division, Cytokinesis	Grand Ballroom 8A
11:00am-12:00pm	Scientific Session: Cell Polarity and Cell Fate	Grand Ballroom 8A
12:00pm-1:30pm	*Editor's Panel Discussion and Roundtable	North Tower - Harbor Beach
1:30pm-3:30pm	Poster Presentations 1:30pm-2:10pm: "A" poster authors present 2:10pm-2:50pm: "B" poster authors present 2:50pm-3:30pm: "C" poster authors present	Cypress Ballroom
1:30pm-3:30pm	GeneticsCareers Center	Cypress Ballroom 1C

* Ticketed Event

Friday, July 15 (continued)		
2:00pm-2:45pm	GeneticsCareers Workshop - Nailing the Job Talk	Cypress Ballroom 1B
4:00pm-6:00pm	Scientific Session: Cell Patterning and Morphogenesis	Grand Ballroom 8A
6:00pm-7:30pm	*Women in Genetics Panel and Networking	North Tower - Harbor Beach
7:30pm-9:30pm	Development and Evolution Joint Plenary Session	Palms Ballroom
Saturday, July 16		
7:00am-5:00pm	Speaker Ready Room Open	Hall of Cities - Anaheim
8:00am-10:00am	Workshops: See topics and descriptions under the Workshop Section	Multiple locations
8:00am-12:00pm	Exhibits Open	Cypress Ballroom
8:00am-9:00am	Trainee Bootcamp Workshops: Session 1	North Tower
9:00am-10:00am	Trainee Bootcamp Workshops: Session 2	North Tower
10:00am-12:00pm	Poster Presentations 10:00am-11:00am Odd-numbered posters 11:00am-12:00pm Even-numbered posters	Cypress Ballroom <i>(Posters must be removed by 1pm)</i>
10:00am-12:00pm	GeneticsCareers Center	Cypress Ballroom 1C
10:30am-11:15am	GeneticsCareers Workshop	Cypress Ballroom 1B
12:15pm-1:45pm	*Mentoring Roundtables #2	North Tower - Harbor Beach
1:45pm-3:45pm	Scientific Session: Meiosis, Germ Line Development, and Sex Determination	Grand Ballroom 8A
4:00pm-6:00pm	Scientific Session: RNAi, microRNAs, and Developmental Timing	Grand Ballroom 8A
4:00pm-6:00pm	Workshop: You Can Publish That, Too - Publishing Education Resources	North Tower Bahamas
7:30pm-9:30pm	Scientific Session: Plenary Session 3: Development and Disease	Grand Ballroom 8A
Sunday, July 17		
10:30am-12:30pm	Technology and its Application Joint Plenary Session	Palms Ballroom

* *Ticketed Event*

Wednesday, July 13 7:00 PM – 9:00 PM
Grand Ballroom 8A

Plenary Session 1: Germline Dynamics

Moderators:

Joshua Bembenek, University of TN, Knoxville, and

Hannah Seidel, University of WI and Eastern Michigan University

Theme: Stem Cell, Regeneration and Germline

W397 - 7:00 Domestication of *C. elegans* Sperm. **Michael Miller**.

W398 - 7:40 Visualization and quantification of the transcriptional response to GLP-1/Notch signaling in the germline stem cell niche. **Judith Kimble**.

W399 - 8:05 Dynein subunit DLC-1 promotes localization and function of stem cell regulator FBF-2 in *C. elegans*. **Xiaobo Wang**.

W400 - 8:30 After extrusion, the second polar body is internalized via receptor-mediated phagocytosis in *C. elegans* embryos. **Ann Wehman**.

Thursday, July 14 7:45 AM – 10:00 AM
Palms Ballroom Sago/Sabal/Royal

Genetics and Determinants of Health Joint Plenary Session

Moderator: Lynn Cooley, Yale University, New Haven, CT

7:45 Welcome, Stan Fields, University of Washington, Seattle, GSA President.

7:50 Opening Remarks, Phil Hieter, University of British Columbia and Jeannie Lee, Harvard University, TAGC Co-chairs.

8:00 Translating Zebrafish Development to the Clinic. **Leonard Zon**.

8:30 Using *Drosophila* to unravel the mysteries of sleep: when, why and how. **Amita Sehgal**.

9:00 New insights into the pathogenesis and treatment of Marfan syndrome and other presentations of thoracic aortic aneurysm. **Harry Dietz**.

9:30 Accelerating Insights from Basic Genetics. **Francis Collins**.

Thursday, July 14 10:30 AM – 12:30 PM
Grand Ballroom 8A

NOTES

Genomics, Gene Regulation and Technology

Moderators:

Harold Smith, NIH/NIDDK, Bethesda,
MD, and
Julie Ahringer, University of
Cambridge, United Kingdom

Theme: New Technology and
Resources

W401 - 10:30 X-specific targeting of the
C. elegans dosage compensation complex.
Sevinc Ercan.

W402 - 10:45 Properties and activities of
enhancers and promoters. **Chiara Cerrato**.

W403 - 11:00 Quantitative analysis of
context-dependent regulation by the Wnt
pathway at single cell resolution. **John
Murray**.

W404 - 11:15 ShootingStar: Real-Time
Tracking and Optical Manipulation of Single
Cells in Development. **Pavak Shah**.

W405 - 11:30 Tissue-specific analysis of
nuclear organization through development
of a novel FLP/Frt-based toolkit for
spatiotemporal control of gene expression.
Peter Askjaer.

W406 - 11:45 Systematic engineering of
a temperature-optimized Gal4/UAS system
for transcriptional control of gene
expression in *Caenorhabditis elegans*.
Jonathan Liu.

W407 - 12:00 Longevity and its
transgenerational inheritance is enabled by
H3K9 methylation. **Teresa Lee**.

W408 - 12:15 CRISPR-mediated
synthetic genetic analysis reveals genetic
interactions among RNA binding proteins
affecting fitness and lifespan. **Adam
Norris**.

Thursday, July 14 4:00 PM – 6:00 PM
Grand Ballroom 8A

Intracellular Organelles, Trafficking, and the Cytoskeleton

Moderators:

Anne Spang, University of Basel,
Switzerland, and
Martin Srayko, University of Alberta,
Canada

Theme: Intracellular Dynamics

W409 - 4:00 Investigating the role of microtubule minus-end proteins in noncentrosomal microtubule organization during epithelial development. **Taylor Skokan**.

W410 - 4:15 Cytoskeletal elements function together to move larval P-cell nuclei through constricted spaces. **Courtney Bone**.

W411 - 4:30 Mitochondria localize to injured axons to support regeneration. **Sungmin Han**.

W412 - 4:45 *C.elegans* as a model to study extracellular vesicle biology, dynamics and function. **Jyothi Akella**.

W413 - 5:00 The TspanC8 tetraspanins TSP-12 and TSP-14 function through the ADAM10 protease SUP-17 to promote BMP signaling in *C. elegans*. **Lin Wang**.

W414 - 5:15 Conserved NEKL/MLT protein network controls molting in *C. elegans*. **Vladimir Lazetic**.

W415 - 5:30 The catalytic activity of twitchin's kinase domain inhibits muscle activity. **Guy Benian**.

W416 - 5:45 Modeling cerebral cavernous malformations in *C. elegans*. **Brent Derry**.

Thursday, July 14 7:45 PM – 9:45 PM
Grand Ballroom 8A

Plenary Session 2: Systems Biology

Moderators:

Esther Zanin, The Ludwig-Maximilians University of Munich, Germany, and
Jun Takayama, RIKEN, Kobe, Japan

Theme: Genomics and Gene Regulation

W417 - 7:45 A regulatory map of the *C.elegans* nervous system. **Oliver Hobert**.

W418 - 8:25 Single-cell *C. elegans* transcriptomics: Deciphering the expression of all genes in all cells throughout development. **Itai Yanai**.

W419 - 8:50 A combined binary interaction and phenotypic map of *C. elegans* cell polarity proteins. **Mike Boxem**.

W420 - 9:15 Caenorhabditis Genetics Center (CGC). **Aric Daul**.

Friday, July 15 8:00 AM – 9:30 AM
Grand Ballroom 8A

NOTES

Aging and Cell Death

Moderators:

Javier Apfeld, Northeastern University, Boston, MA, and
Jane Hubbard, New York University School of Medicine

Sponsored by the
National Institute on Aging

Theme: Disease Models and Aging

W421 - 8:00 Genetic Background and Experimental Reproducibility Play Critical Roles in Identifying Chemical Compounds with Robust Positive Effects on Longevity. **Mark Lucanic**.

W422 - 8:15 The neuroendocrine peptide DAF-7/TGF- β is a key regulator of dietary restriction in *C. elegans*. **Marissa Fletcher**.

W423 - 8:30 *dbl-1*/TGF- β and *daf-12*/NHR signaling mediate cell-nonautonomous effects of *daf-16*/FOXO on starvation-induced developmental arrest. **Rebecca Kaplan**.

W424 - 8:45 Fasting protects against proteostasis defects induced by hypoxia. **Nicole Iranon**.

W425 - 9:00 Omega-3 and -6 fatty acids allocate somatic and germline lipids to ensure fitness during nutrient and oxidative stress in *Caenorhabditis elegans*. **Sean Curran**.

W426 - 9:15 RAB-35 coordinates the engulfment and degradation of apoptotic cell corpses. **Ryan Haley**.

Friday, July 15 10:00 AM – 11:00 AM
Grand Ballroom 8A

Cell Cycle, Cell Division, Cytokinesis

Moderators:

Mi Hye Song, Oakland University, MI,
and
Karen Oegema, Ludwig Institute for
Cancer Research, CA

Theme: Intracellular Dynamics

W427 - 10:00 Hemicentin regulates Anillin to promote cytokinesis in *Caenorhabditis elegans* germ cells. **Yu Chung Tse**.

W428 - 10:15 ATX-2, The *C. elegans* Ortholog of Human Ataxin-2, Regulates Centrosome Size and Microtubule Dynamics. **Michael Stubenvoll**.

W429 - 10:30 Developing quantitative resource for computational analysis from images of *C. elegans* embryogenesis in a public database Phenobank. **Yukako Tohsato**.

W430 - 10:45 PAR polarity proteins promote enhanced spindle assembly checkpoint activity in germline blastomeres. **Abigail Gerhold**.

Friday, July 15 11:00 AM – 12:00 PM
Grand Ballroom 8A

Cell Polarity and Cell Fate

Moderator:

Geraldine Seydoux, Johns Hopkins University, Baltimore, MD

Theme: Intracellular Dynamics

W431 - 11:00 The balance of PAR polarity dictates cellular division patterning. **Yen Wei Lim**.

W432 - 11:15 Unraveling cell polarity dynamics with single-cell biochemistry. **Daniel Dickinson**.

W433 - 11:30 A Critical Role for Lipid Synthesis and Polyunsaturated Fatty Acids in *C. elegans* Early Embryonic Development. **Jason Watts**.

W434 - 11:45 The forkhead transcription factor UNC-130 integrates both BMP and Notch signaling to regulate dorsoventral patterning of the *C. elegans* postembryonic mesoderm. **Qinfang Shen**.

Friday, July 15 4:00 PM – 6:00 PM
Grand Ballroom 8A

NOTES

Cell Patterning and Morphogenesis

Moderators:

Ronen Zaidel-Bar, National University of Singapore, and
Michel Labouesse, IBPS, Paris, France

Theme: Development and Morphogenesis

W435 - 4:00 VPR-1 MSP domains coordinate reproductive development with striated muscle metabolism. **Timothy Cole**.

W436 - 4:15 Sensory Activity Maintains Proper Neural Connectivity in *C. elegans*. **Joy Li**.

W437 - 4:30 A transient, pre-cuticular apical extracellular matrix defines tiny tube diameter. **Jennifer Cohen**.

W438 - 4:45 Rotating and elongating embryos: SPIM microscopy reveals how planar polarity could be established during morphogenesis. **Xinyi Yang**.

W439 - 5:00 UNC-33/CRMP inhibits growth cone protrusion in axon repulsion from UNC-6/netrin. **Mahekta Gujar**.

W440 - 5:15 WAVE/SCAR promotes alpha-catenin accumulation and junctional maturation in developing *C. elegans* epithelia. **Martha Soto**.

W441 - 5:30 Mechanical forces drive neuroblast morphogenesis and are required for epidermal enclosure. **Alisa Piekny**.

W442 - 5:45 Morphogenic movements and cell signalling events during gland cell and pharyngeal organ development in *Caenorhabditis elegans*. **Jay Kormish**.

Friday, July 15 7:30 PM – 9:30 PM
Palms Ballroom Sago/Sabal/Royal

NOTES

**Development and Evolution
Joint Plenary Session**

Moderator: Jeannie Lee,
Massachusetts General Hospital and
Harvard University, Cambridge, MA

7:30 The Fred Kavli Foundation
Distinguished Lecture: Flexibility and
variability in behavior at the gene-
environment interface. **Cori Bargmann.**

8:00 Colinear Hox genes regulation in
mammals. **Denis Duboule.**

8:30 Of mice, men and birds: meiotic
recombination and its evolution. **Molly
Przeworski.**

9:00 Fishing for the secrets of stickleback
and human evolution. **David Kingsley.**

CROSS COMMUNITY WORKSHOPS

Saturday, July 16	8:00am – 10:00 am
Descriptions are in the Workshop section and in the app.	
Automated Tracking for Quantitative Phenotyping	Grand Ballroom 3
CRISPR-based Genome Engineering	Crystal Ballroom J2
Using CyVerse Cyberinfrastructure to Enable Data Intensive Research, Collaboration, and Education	Grand Ballroom 1
Model Organisms to Face Environmental Problems	Palms Ballroom Canary 1
Integrating Research and Teaching: Professional Development for Current and Future Faculty Members	St. Thomas
Informatics Resources to Aid the Genetic Dissection of Neural Circuitry	Palms Ballroom Canary 2
Everything you Wanted to Know about Sex	Palms Ballroom Sabal
modMetabolome: Model Organism Metabolomics Consortium Workshop	Grand Ballroom 8A
Feeding Behavior, Nutrition and Metabolism: Emerging Model Organisms	Palms Ballroom Royal
Functional Genomics for Conserved Gene Function Discovery	Crystal Ballroom J1
Cell Competition in Flies and Mice	Crystal Ballroom G1
Developmental Mechanics	Crystal Ballroom G2
Model Systems in Drug Discovery	Grand Ballroom 2
CRISPR/Cas9 - Techniques and applications in Fish, Flies, & Mice	Grand Ballroom 7A
Gene Function Discovery within the IMPC Resource	Crystal Ballroom C
Utilizing NCBI Databases for Model Organism Research	Grand Ballroom 12-14
Systems Genetics in Complex Populations	Crystal Ballroom A-B
An Introduction to Using Galaxy for Genetic Data Analysis	Grand Ballroom 11
The InterMOD Consortium: A common interface to model organism data	Crystal Ballroom N-Q

Saturday, July 16 1:45 PM – 3:45 PM
Grand Ballroom 8A

Meiosis, Germline Development, and Sex Determination

Moderators:

Anne Villeneuve, Stanford University School of Medicine, CA, and
Christian Eckmann, Martin Luther University, Saale, Germany

Theme: Stem Cell, Regeneration and Germline

W443 - 1:45 DAF-7/TGF β signaling in the *C. elegans* germline stem cell niche. **Olga Pekar**.

W444 - 2:00 The combined activity of CPB-1^{CPEB} and GLD-3^{Bic-C} opposes FBF^{Pum} to prevent the sperm-to-oocyte switch in *C. elegans* males. **Christian Eckmann**.

W445 - 2:15 *top-2* is required for proper chromosome segregation during male meiosis in *C. elegans*. **Aimee Jaramillo-Lambert**.

W446 - 2:30 The t-SNARE *syx-7* promotes cytokinesis during sperm meiosis. **Kristin Fenker**.

W447 - 2:45 Signaling sperm to stop or go: the seminal fluid protease inhibitor SWM-1 regulates *C. elegans* sperm motility. **Daniela Chavez**.

W448 - 3:00 The sperm TRP family channel TRP-3 induces a calcium wave in the fertilized oocyte of *C. elegans*. **Jun Takayama**.

W449 - 3:15 Maternal MEM1 specifies the female meiosis II program in *C. elegans*. **Martin Srayko**.

W450 - 3:30 ELLI-1, a novel germline protein, modulates RNAi activity and P-granule accumulation in *C. elegans*. **Dustin Updike**.

Saturday, July 16 4:00 PM – 6:00 PM
Grand Ballroom 8A

RNAi, microRNAs, and Developmental Timing

Moderators:

Julie Claycomb, University of Toronto, Canada, and
Antony Jose, University of Maryland, College Park

Theme: Genomics and Gene Regulation

W451 - 4:00 Cell-cycle quiescence maintains *C. elegans* germline stem cells independent of GLP-1/Notch. **Hannah Seidel**.

W452 - 4:15 Beyond Cell Death: Systematic Analyses of Non-apoptotic CED-3 Caspase Functions in *C. elegans*. **Benjamin Weaver**.

W453 - 4:30 Two new genes regulate LIN-28 in the juvenile-to-adult transition. **Karin Kiontke**.

W454 - 4:45 The Argonaute VSRA-1 Regulates Gene Expression through Multiple Small RNA Pathways. **Julie Claycomb**.

W455 - 5:00 ALG-5 interacts with a subset of miRNAs to affect male gene expression and fecundity in *C. elegans*. **Taiowa Montgomery**.

W456 - 5:15 Toward an understanding of cooperative miRNA-mediated silencing. **Mathieu Flamand**.

W457 - 5:30 A continuum of mRNP complexes in embryonic miRNA-mediated silencing. **Thomas Duchaine**.

W458 - 5:45 Germline- and soma-specific mechanisms of heritable epigenetic silencing at an endogenous locus. **Olga Minkina**.

Saturday, July 16 7:30 PM – 9:30 PM
Grand Ballroom 8A

Plenary Session 3: Development and Disease

Moderators: **Tamara Mikeladze-Dvali**,
The Ludwig-Maximilians
University of Munich,
Germany, and
Xantha Karp, Central
Michigan University,
Mount Pleasant

Theme: Development and
Morphogenesis

W459 - 7:30 The not so simple regulation
of a simple cell death. **Barbara Conradt**.

W460 - 8:10 PP1 β controls ZYG-1 levels
to ensure precise centrosome doubling.
Jyoti Iyer.

W461 - 8:35 Sumoylation and
desumoylation in epidermal
morphogenesis. **Limor Broday**.

W462 - 9:00 Conserved TRPA1-Nrf2
signaling mediates reactive alpha-
dicarbonyl detoxification relevant for
diabetic pathologies. **J. Chaudhuri**.

Sunday, July 17 10:30 AM – 12:30 PM
Palms Ballroom Sago/Sabal/Royal

Technology and its Application Joint Plenary Session

Moderator: Phil Hieter, University of
British Columbia, Vancouver, Canada

10:30 The gut microbiota and childhood
undernutrition: looking at human
development from a microbial perspective.
Jeffrey Gordon.

11:00 Synthesis of the yeast genome and
beyond. **Jef Boeke**.

11:30 Tomorrow's Table: Organic
Farming, Genetics and the Future of Food.
Pamela Ronald.

12:00 CRISPR-Cas Genome
Engineering: Biology, Technology and
Ethics. **Jennifer Doudna**. (Pre-recorded
talk)

NOTES

2016 CILIATE MOLECULAR BIOLOGY MEETING

Ciliate



Plenary and Platform
Sessions



Wednesday, July 13		
2:00pm-9:30pm	Speaker Ready Room Open	Hall of Cities - Anaheim
7:00pm-9:00pm	Scientific Session: Genomics: Genome Structure and Organization	Palms Ballroom Canary 2
9:00pm-11:00pm	Opening Mixer with Exhibits	Cypress Ballroom
Thursday, July 14		
7:00am-5:00pm	Speaker Ready Room Open	Hall of Cities - Anaheim
7:45am-10:00am	Genetics and Determinants of Health Joint Plenary Session	Palms Ballroom
8:00am-4:00pm	Exhibits Open	Cypress Ballroom
9:00am-8:00pm	Demo Room: MOD (FlyBase, MGI, SGD, WormBase, Zfin) Demo Room Open	Palms Ballroom Canary 3-4
10:30am-12:30pm	Scientific Session: Programmed DNA Rearrangement I	Palms Ballroom Canary 2
12:30pm-1:30pm	Mentoring Roundtables #1	North Tower - Harbor Beach
12:30pm-1:30pm	Speaking Up for Genetics and Model Organism Research	Crystal Ballroom H
1:30pm-3:30pm	Poster Presentations 1:30pm-2:30pm: Even-numbered poster 2:30pm-3:30pm: Odd-numbered posters	Cypress Ballroom <i>(Posters must be removed by 1pm)</i>
1:30pm-3:30pm	GeneticsCareers Center and Job Fair	Cypress Ballroom 1C
4:00pm-6:00pm	Scientific Session: Evolution and Population Biology	Palms Ballroom Canary 2
4:00pm-6:00pm	Plenary Session and Workshop for Undergraduate Researchers	North Tower - Sawgrass
7:45pm-9:45pm	Scientific Session: Stability and Dynamics	Palms Ballroom Canary 2
10:00pm-11:30pm	*Science Cafe Event	Palms Ballroom Sabal
Friday, July 15		
7:00am-5:00pm	Speaker Ready Room Open	Hall of Cities - Anaheim
8:00am-9:30am	Scientific Session: Programmed DNA Rearrangement II	Palms Ballroom Canary 2
8:00am-4:30pm	Exhibits Open	Cypress Ballroom
9:00am-8:00pm	Demo Room: MOD (FlyBase, MGI, SGD, WormBase, Zfin) Demo Room Open	Palms Ballroom Canary 3-4
10:00am-12:00pm	Scientific Session: Chromatin Structure & Chromatin Modification	Palms Ballroom Canary 2
12:00pm-1:30pm	*Editor's Panel Discussion and Roundtable	North Tower - Harbor Beach

* *Ticketed Event*

 #TAGC16

Friday, July 15 (continued)		
1:30pm-3:30pm	Poster Presentations 1:30pm-2:10pm: "A" poster authors present 2:10pm-2:50pm: "B" poster authors present 2:50pm-3:30pm: "C" poster authors present	Cypress Ballroom
1:30pm-3:30pm	GeneticsCareers Center	Cypress Ballroom 1C
2:00pm-2:45pm	GeneticsCareers Workshop - Nailing the Job Talk	Cypress Ballroom 1B
4:00pm-6:00pm	Scientific Session: Signaling Systems: Signal Transduction, Protein Secretion, and Trafficking	Palms Ballroom Canary 2
6:00pm-7:30pm	*Women in Genetics Panel and Networking	North Tower - Harbor Beach
7:30pm-9:30pm	Development and Evolution Joint Plenary Session	Palms Ballroom
Saturday, July 16		
7:00am-5:00pm	Speaker Ready Room Open	Hall of Cities - Anaheim
8:00am-10:00am	Workshops: See topics and descriptions under the Workshop Section	Multiple locations
8:00am-12:00pm	Exhibits Open	Cypress Ballroom
8:00am-9:00am	Trainee Bootcamp Workshops: Session 1	North Tower
9:00am-10:00am	Trainee Bootcamp Workshops: Session 2	North Tower
10:00am-12:00pm	Poster Presentations 10:00am-11:00am: Odd-numbered posters 11:00am-12:00pm: Even-numbered posters	Cypress Ballroom
10:00am-12:00pm	GeneticsCareers Center	Cypress Ballroom 1C
10:30am-11:15am	GeneticsCareers Workshop	Cypress Ballroom 1B
12:15pm-1:45pm	*Mentoring Roundtables #2	North Tower - Harbor Beach
1:45pm-3:45pm	Scientific Session: Cell Motility: Cilia, Basal Bodies, and Tubulin	Palms Ballroom Canary 2
4:00pm-6:00pm	Scientific Session: Cell Biology, Morphogenesis, & Development	Palms Ballroom Canary 2
7:30pm-9:30pm	Scientific Session: Community Resources: Current and Future Needs	Palms Ballroom Canary 2
Sunday, July 17		
8:00am-10:00am	Scientific Session: Ciliates in the Classroom and Undergraduate Ciliate Research Symposium	Palms Ballroom Canary 2
10:30am-12:30pm	Technology and its Application Joint Plenary Session	Palms Ballroom

* *Ticketed Event*

Wednesday, July 13 7:00 PM – 9:00 PM
Palms Ballroom Canary 2

Ciliate Genomics: Genome Structure and Organization

Moderator:

Laura Landweber, Princeton University, NJ and Columbia University, NY

Theme: Genomics and Gene Regulation

C13 - 7:00 Maintenance and loss of duplicated genes by dosage subfunctionalization in *Paramecium*. **Jean-Francois Pierre Gout**.

C14 - 7:30 De Novo sequencing of the *Paramecium tetraurelia* macronucleolar (MAC) genome using Pacific Biosciences single molecule long reads for improvement of genome assembly and annotation. **Rafal Woycicki**.

C15 - 7:45 Comparative genomics in the ciliate genus *Paramecium*. **Georgi Marinov**.

C16 - 8:00 Programmed retention of germline-limited genes in *Oxytricha trifallax*. **Richard Miller**.

C17 - 8:15 Cell Cycle Transcriptome Analysis in the Binucleated Ciliate, *Tetrahymena thermophila*. **Linying Zhang**.

C18 - 8:30 RNA-seq analysis of stress response to silver nanoparticles in *Tetrahymena thermophila*. **Angela Piersanti**.

C19 - 8:45 Preliminary analysis on genome and transcriptome data of two species of karyorelictids, *Loxodes* sp. and Trachelocercidae sp. (Ciliophora, Karyorelictea). **Ying Yan**.

Thursday, July 14 7:45 AM – 10:00 AM
Palms Ballroom Sago/Sabal/Royal

Genetics and Determinants of Health Joint Plenary Session

Moderator: Lynn Cooley, Yale University, New Haven, CT

7:45 Welcome, Stan Fields, University of Washington, Seattle, GSA President.

7:50 Opening Remarks, Phil Hieter, University of British Columbia and Jeannie Lee, Harvard University, TAGC Organizers.

8:00 Translating Zebrafish Development to the Clinic. **Leonard Zon**.

8:30 Using *Drosophila* to unravel the mysteries of sleep: when, why and how. **Amita Sehgal**.

9:00 New insights into the pathogenesis and treatment of Marfan syndrome and other presentations of thoracic aortic aneurysm. **Harry Dietz**.

9:30 Accelerating Insights from Basic Genetics. **Francis Collins**.

Thursday, July 14 10:30 AM – 12:30 PM
Palms Ballroom Canary 2

NOTES

Programmed DNA Rearrangement I

Moderators:

Eric Meyer, IBENS, Paris, France,
and
Mireille Betemier, I2BC, Gif-sur-
Yvette, France

Theme: Stem Cell, Regeneration and
Germline

C20 - 10:30 Genome Rearrangement and Organization in *Oxytricha*: A Complex Epigenome. **Laura Landweber**.

C21 - 11:00 Novel genetic manipulation approaches to investigate development-specific genes in *Oxytricha trifallax*. **Derek Clay**.

C22 - 11:15 The prevalence of paralogous macronuclear DNA fragments aid in the formation of scrambled genes in *Oxytricha trifallax*. **Jonathan Burns**.

C23 - 11:30 Domesticated *piggyBac* transposases and DNA repair factors work hand in hand during programmed rearrangements in *Paramecium*. **Mireille Betermier**.

C24 - 12:00 SDCP, a novel *Paramecium* protein involved in macronuclear development during autogamy. **Aditi Singh**.

C25 - 12:15 A mutagenesis screen based on mating-type switch reveals a small subset of IESs enriched in a 5-bp motif. **Simran Bhullar**.

Thursday, July 14 4:00 PM – 6:00 PM
Palms Ballroom Canary 2

Evolution and Population Biology

Moderator:

Jean-Francois Gout, Indiana University, Bloomington

Theme: Evolution and Quantitative Biology

C26 - 4:00 Transposable elements as vehicles of gene movement and duplication within and between eukaryotes. **Ellen Pritham**.

C27 - 4:30 Evolution of internal eliminated sequences in *Paramecium*. **Diamantis Sellis**.

C28 - 4:45 Population genomics of *Paramecium* species. **Parul Johri**.

C29 - 5:00 Transcriptome analysis in the Antarctic ciliate *Euplotes focardii*: molecular basis of cold adaptation and insights regarding the potential impact of climate change. **Cristina Miceli**.

C30 - 5:30 Comparison of adaptive mechanism between sexual and asexual reproduction in *Tetrahymena thermophila* based on the experimental evolutionary genomics. **Wei Miao**.

C31 - 5:45 Diversities of endosymbiotic *Rickettsia* in the fish parasite *Ichthyophthirius multifiliis*. **Kassandra Zaila**.

Thursday, July 14 7:45 PM – 9:45 PM
Palms Ballroom Canary 2

Genome Stability and Dynamics

Moderators:

Jeff Kapler, Texas A&M University, College Station, and
Josh Smith, Missouri State University, Springfield

Theme: Genomics and Gene Regulation

C32 - 7:45 Genetic and epigenetic control of DNA replication in *Tetrahymena thermophila*. **Geoffrey Kapler**.

C33 - 8:15 Beyond condensation: novel roles for condensin in the polyploid somatic nucleus of *Tetrahymena thermophila*. **Rachel Howard-Till**.

C34 - 8:45 Repair of a fragile site in the mating type genes using an episomal template in *Tetrahymena*. **Marcella Cervantes**.

C35 - 9:00 Identification and Characterization of *Tetrahymena thermophila* Snf2/Swi2 ATPase Homologs Involved in DNA Repair. **Andrew Morin**.

C36 - 9:30 Interplay between the Homologs Rad51 and Dmc1 in Cell Division, Sexual Reproduction, and Homologous Recombination Repair. **Amaal Abulibdeh**.

Friday, July 15 8:00 AM – 9:30 AM
Palms Ballroom Canary 2

NOTES

Programmed DNA Rearrangement II

Moderator:

Mariusz Nowacki, University of Bern,
Switzerland

Theme: Stem Cell, Regeneration and
Germline

C37 - 8:00 Both maternal and paternal
scnRNAs can target excision of
transposon-derived sequences during
Paramecium development. **Eric Meyer**.

C38 - 8:30 Analysis of development-
specific Piwi proteins in *Paramecium*.
Dominique Furrer.

C39 - 8:45 Regulation of DNA elimination
boundaries requires novel DNA-binding
proteins that define heterochromatin
domains. **Douglas Chalker**.

C40 - 9:15 Transiently maintained
somatic chromosomes of *Tetrahymena*
contain development-specific genes. **Yifan
Liu**.

Friday, July 15 10:00 AM – 12:00 PM
Palms Ballroom Canary 2

Chromatin Structure and Chromatin Modification

Moderators:

Martin Simon, Saarland University, Germany, and
Sean Taverna, John's Hopkins University, MD

Theme: Genomics and Gene Regulation

10:00 Session Introduction.

C41 - 10:15 Cell cycle control of histone methyltransferase TXR1 levels is required for proper DNA replication in *Tetrahymena*. **Shan Gao**.

C42 - 10:30 Functional analysis of the Ibd1 protein in *Tetrahymena thermophila*. **Alejandro Saettone**.

C43 - 10:45 GCN5, ESA1, and CHD1: More Than Just Transcription Regulators? **Joshua Smith**.

C44 - 11:00 MAC-specific Chromatin Remodelers bind a Zinc Finger Protein and Diverse RNAs throughout the *Tetrahymena* Life Cycle. **Eva DeRango-Adem**.

C45 - 11:15 Homology dependent heterochromatin formation by *trans* acting RNAi in *Paramecium tetraurelia*. **Martin Simon**.

C46 - 11:30 The enhancer of zeste like protein Ezl1 is required for scnRNA selection and transcriptional repression of transposon-derived sequences in *Paramecium tetraurelia*. **Andrea Frapporti**.

C47 - 11:45 Proteomic Characterization of *Tetrahymena thermophila* Chromatin Assembly Proteins. **Jyoti Garg**.

Friday, July 15 4:00 PM – 6:00 PM
Palms Ballroom Canary 2

Ciliate Signaling Systems: Signal Transduction, Protein Secretion, and Trafficking

Moderators:

Megan Valentine, University of Vermont, Burlington, and
Sabrice Guerrier, Millsaps College, Jackson, MS

Theme: Intracellular Dynamics

C48 - 4:00 Signaling and Cell Cycle Studies in *Tetrahymena thermophila*. **Ronald Pearlman**.

C49 - 4:30 A potential role for TtSNX4 in macronuclear degradation in *Tetrahymena thermophila* conjugation. **Sabrice Guerrier**.

C50 - 4:45 Characterization of the ubiquitin-like modifier *Urm1* in the Ciliate *Tetrahymena thermophila*. **Jennifer Copeland**.

C51 - 5:00 Early stages of diversification in the Rab GTPase gene family revealed by genomic and functional studies in *Paramecium* species. **Lydia Bright**.

C52 - 5:15 The detection of intracellular cAMP fluctuations – a sensitive in vivo assay to investigate signal transduction pathways in *Tetrahymena thermophila*. **Daniel Romero**.

C53 - 5:30 Polycystin-2 (Pkd2) and its unexpected role in Mg²⁺ permeability in *Paramecium*. **Megan Valentine**.

C54 - 5:45 Whole genome sequencing of a *Tetrahymena* mutant reveals that VPS8, a subunit of the CORVET complex, is essential for biogenesis of mucocysts. **Daniela Sparvo**

Friday, July 15 7:30 PM – 9:30 PM
Palms Ballroom Sago/Sabal/Royal

NOTES

Development and Evolution Joint Plenary Session

Moderator: Jeannie Lee,
Massachusetts General Hospital and
Harvard University, Cambridge, MA

7:30 **The Fred Kavli Foundation
Distinguished Lecture:** Flexibility and
variability in behavior at the gene-
environment interface. **Cori Bargmann.**

8:00 Colinear Hox genes regulation in
mammals. **Denis Duboule.**

8:30 Of mice, men and birds: meiotic
recombination and its evolution. **Molly
Przeworski.**

9:00 Fishing for the secrets of stickleback
and human evolution. **David Kingsley.**

CROSS COMMUNITY WORKSHOPS

Saturday, July 16	8:0am – 10:00 am
Descriptions are in the Workshop section and in the app.	
Automated Tracking for Quantitative Phenotyping	Grand Ballroom 3
CRISPR-based Genome Engineering	Crystal Ballroom J2
Using CyVerse Cyberinfrastructure to Enable Data Intensive Research, Collaboration, and Education	Grand Ballroom 1
Model Organisms to Face Environmental Problems	Palms Ballroom Canary 1
Integrating Research and Teaching: Professional Development for Current and Future Faculty Members	St. Thomas
Informatics Resources to Aid the Genetic Dissection of Neural Circuitry	Palms Ballroom Canary 2
Everything you Wanted to Know about Sex	Palms Ballroom Sabal
modMetabolome: Model Organism Metabolomics Consortium Workshop	Grand Ballroom 8A
Feeding Behavior, Nutrition and Metabolism: Emerging Model Organisms	Palms Ballroom Royal
Functional Genomics for Conserved Gene Function Discovery	Crystal Ballroom J1
Cell Competition in Flies and Mice	Crystal Ballroom G1
Developmental Mechanics	Crystal Ballroom G2
Model Systems in Drug Discovery	Grand Ballroom 2
CRISPR/Cas9 - Techniques and applications in Fish, Flies, & Mice	Grand Ballroom 7A
Gene Function Discovery within the IMPC Resource	Crystal Ballroom C
Utilizing NCBI Databases for Model Organism Research	Grand Ballroom 12-14
Systems Genetics in Complex Populations	Crystal Ballroom A-B
An Introduction to Using Galaxy for Genetic Data Analysis	Grand Ballroom 11
The InterMOD Consortium: A common interface to model organism data	Crystal Ballroom N-Q

Saturday, July 16 1:45 PM – 3:45 PM
Palms Ballroom Canary 2

NOTES

Cell Motility: Cilia, Basal Bodies, and Tubulin

Moderators:

Jacek Gaertig, University of Georgia, Athens, and
Anne-Marie Tassin, CNRS, Gif-sur-Yvette, France

Theme: Intracellular Dynamics

C55 - 1:45 Using *Chlamydomonas* to understand cilia assembly. **Susan Dutcher**.

C56 - 2:15 Role of molecular motors and microtubule-binding proteins in cell polarity and regeneration of *Stentor*. **Tatyana Makushok**.

C57 - 2:30 Kinome analysis in the giant ciliate *Stentor coeruleus*. **Sarah Reiff**.

C58 - 2:45 Forward Genetics in *Tetrahymena thermophila* by a Modified Pooled Linkage: Identification of Causative Mutations Related to Cell Division and Ciliogenesis. **Yuyang Jiang**.

C59 - 3:00 *Paramecium* as a model to study human ciliopathies: study of a transition zone protein, MKS2. **Anne-Marie Tassin**.

C60 - 3:15 Sfr proteins that transiently localize to the basal bodies during assembly. **Mark Winey**.

C61 - 3:30 Stabilizing basal bodies to resist asymmetric ciliary forces. **Chad Pearson**.

Saturday, July 16 4:00 PM – 6:00 PM
Palms Ballroom Canary 2

Cell Biology, Morphogenesis, and Development

Moderators:

Judith Van Houten, University of Vermont, Burlington, and
Chad Pearson, University of Colorado Aurora

Theme: Development and Morphogenesis

C62 - 4:00 Organ sculpting in the *Drosophila* ovary. **David Bilder**.

C63 - 4:30 Answer to the Puzzle: Why *Paramecium* Pawn Mutants Cannot Swim Backward. **Judith Van Houten**.

C64 - 4:45 Mitochondrial contributions to behavioral and developmental phenotypes in *Paramecium tetraurelia*. **Wade Bell**.

C65 - 5:00 Role of Aurora Kinases in Single-Cell Regeneration of *Stentor*. **Athena Lin**.

C66 - 5:15 Transcriptional dynamics of single-cell regeneration in the ciliate *Stentor coeruleus*. **Pranidhi Sood**.

C67 - 5:30 Quantifying HAP2-mediated cellular fusion in a sexual ciliate. **Jennifer Pinello**.

C68 - 5:45 The Role of Extracellular Microvesicles During Conjugation in *Tetrahymena thermophila*. **Eric Cole**.

Saturday, July 16 7:30 PM – 9:30 PM
Palms Ballroom Canary 2

Community Resources: Current and Future Needs

Moderators:

Naomi Stover, Bradley University, Peoria, IL, and
Doug Chalker, Washington University in St. Louis, MO

Theme: New Technology and Resources

C69 - 7:30 TetraMine and Web Apollo at Tetrahymena Genome Database. **Naomi Stover**.

C70 - 7:45 TetraExpress™: A Breakthrough Protein Expression Technology. **Janna Bednenko**.

C71 - 8:00 Construction of a Gateway fluorescent tagging plasmid system for integration into the *btu1-1* locus. **Jeremy Tee**.

8:15 Future of Ciliate Research: opportunities, needs and challenges. Panel discussion with Wei Meio, Naomi Stover, and other representatives from Ciliate Genome Databases, The Tetrahymena Stock Center, and the Tetrahymena Research advisory Board.

Sunday, July 17 8:00 AM – 10:00 AM
Palms Ballroom Canary 2

Ciliates in the Classroom and Undergraduate Ciliate Research Symposium

Moderators:

Emily Wiley, Claremont McKenna College, CA and
Joshua Smith, Missouri State University

Theme: New Technology and Resources

Ciliate biologists have a long history of using the model system to engage undergraduates in their science courses. This workshop will serve as a forum for sharing innovative uses of ciliates to foster original inquiry or enhance conceptual learning in undergraduate classrooms.

8:00 Discussion - Integration of Research Priorities in to the Classroom.

8:30 Discussion - Teaching - Research.

C72 - 9:00 Research and Cloning of *Tetrahymena thermophila* *UBE2S* in an Introductory Science Lab. **Emily Schmoll**.

C73 - 9:15 Characterization of the SIRT2 and SIRT3 homologs in *Tetrahymena thermophila*. **Kyle Cook**.

C74 - 9:30 Gene expression changes during infection of *Paramecium caudatum* by *Holospora undulata* bacteria. **Catherine Kagemann**.

C75 - 9:45 Towards the Identification of Genomic Targets of MED 31 in *Tetrahymena thermophila*. **Cristina ThuppuMudalige**.

Sunday, July 17 10:30 AM – 12:30 PM
Palms Ballroom Sago/Sabal/Royal

Technology and its Application Joint Plenary Session

Moderator: Phil Hieter, University of British Columbia, Vancouver, Canada

10:30 The gut microbiota and childhood undernutrition: looking at human development from a microbial perspective. **Jeffrey Gordon**.

11:00 Synthesis of the yeast genome and beyond. **Jef Boeke**.

11:30 Tomorrow's Table: Organic Farming, Genetics and the Future of Food. **Pamela Ronald**.

12:00 CRISPR-Cas Genome Engineering: Biology, Technology and Ethics. **Jennifer Doudna**. (Pre-recorded talk)

NOTES

**57TH ANNUAL
DROSOPHILA
RESEARCH
CONFERENCE**



**Plenary and Platform
Sessions**



57th Annual Drosophila Research Conference

SCHEDULE AT-A-GLANCE

Wednesday, July 13		
2:00pm-9:30pm	Speaker Ready Room Open	Hall of Cities - Anaheim
7:00pm-9:00pm	Scientific Session: Opening General Session	Crystal Ballroom M
9:00pm-11:00pm	Opening Mixer with Exhibits	Cypress Ballroom
Thursday, July 14		
7:00am-5:00pm	Speaker Ready Room Open	Hall of Cities - Anaheim
7:45am-10:00am	Genetics and Determinants of Health Joint Plenary Session	Palms Ballroom
8:00am-4:00pm	Exhibits Open	Cypress Ballroom
9:00am-8:00pm	Demo Room: MOD (FlyBase, MGI, SGD, WormBase, Zfin) Demo Room Open	Palms Ballroom Canary 3-4
10:30am-12:30pm	Scientific Session: Plenary Session I	Palms Ballroom Sago/Sabal/Royal
12:30pm-1:30pm	Mentoring Roundtables #1	North Tower - Harbor Beach
12:30pm-1:30pm	Speaking Up for Genetics and Model Organism Research	Crystal Ballroom H
1:30pm-3:30pm	Poster Presentations 1:30pm-2:30pm: Even-numbered posters 2:30pm-3:30pm: Odd-numbered posters	Cypress Ballroom
1:30pm-3:30pm	GeneticsCareers Center and Job Fair	Cypress Ballroom 1C
4:00pm-6:00pm	Concurrent Scientific Sessions: Cell Division and Growth Control Neural Development Organogenesis & Gametogenesis	Palms Ballroom Sago Palms Ballroom Sabal Palms Ballroom Royal
4:00pm-6:00pm	Plenary Session and Workshop for Undergraduate Researchers	North Tower - Sawgrass
7:45pm-9:45pm	Concurrent Scientific Sessions: Cell Cycle and Cell Death Evolution & Quantitative Genetics I Pattern Formation	Palms Ballroom Sago Palms Ballroom Sabal Palms Ballroom Royal
10:00pm-11:30pm	*Science Cafe Event	Palms Ballroom Sabal
Friday, July 15		
7:00am-5:00pm	Speaker Ready Room Open	Hall of Cities - Anaheim
8:00am-9:30am	Concurrent Scientific Sessions: Cell Biology & Cytoskeleton Evolution & Quantitative Genetics II Chromatin & Epigenetics	Palms Ballroom Sago Palms Ballroom Sabal Palms Ballroom Royal
8:00am-4:30pm	Exhibits Open	Cypress Ballroom
9:00am-8:00pm	Demo Room: MOD (FlyBase, MGI, SGD, WormBase, Zfin) Demo Room Open	Palms Ballroom Canary 3-4

* *Ticketed Event*

 #TAGC16

Friday, July 15 (continued)		
10:00am-12:00pm	Concurrent Scientific Session: Physiology, Organismal Growth & Aging Techniques & Resources RNA Biology	Palms Ballroom Sago Palms Ballroom Sabal Palms Ballroom Royal
12:00pm-1:30pm	*Editor's Panel Discussion and Roundtable	North Tower - Harbor Beach
1:30pm-3:30pm	Poster Presentations 1:30pm-2:10pm: "A" poster authors present 2:10pm-2:50pm: "B" poster authors present 2:50pm-3:30pm: "C" poster authors present	Cypress Ballroom
1:30pm-3:30pm	GeneticsCareers Center	Cypress Ballroom 1C
2:00pm-2:45pm	GeneticsCareers Workshop - Nailing the Job Talk	Cypress Ballroom 1B
4:00pm-6:00pm	Concurrent Scientific Sessions: Cell Biology & Signal Transduction Models of Human Disease I Regulation of Gene Expression I	Palms Ballroom Sago Palms Ballroom Sabal Palms Ballroom Royal
6:00pm-7:30pm	*Women in Genetics Panel and Networking	North Tower - Harbor Beach
7:30pm-9:30pm	Development and Evolution Joint Plenary Session	Palms Ballroom
Saturday, July 16		
7:00am-5:00pm	Speaker Ready Room Open	Hall of Cities - Anaheim
8:00am-10:00am	Workshops: See topics and descriptions in the Workshop Section	Multiple locations
8:00am-12:00pm	Exhibits Open	Cypress Ballroom
8:00am-9:00am	Trainee Bootcamp Workshops: Session 1	North Tower
9:00am-10:00am	Trainee Bootcamp Workshops: Session 2	North Tower
10:00am-12:00pm	Poster Presentations 10:00am-11:00am Odd-numbered posters 11:00am-12:00pm Even-numbered posters	Cypress Ballroom <i>(Posters must be removed by 1pm)</i>
10:00am-12:00pm	GeneticsCareers Center	Cypress Ballroom 1C
10:30am-11:15am	GeneticsCareers Workshop	Cypress Ballroom 1B
12:15pm-1:45pm	*Mentoring Roundtables #2	North Tower - Harbor Beach
1:45pm-3:45pm	Concurrent Scientific Sessions: Organelles & Trafficking Models of Human Disease II Gene Expression & Chromatin	Palms Ballroom Sago Palms Ballroom Sabal Palms Ballroom Royal
4:00pm-6:00pm	Workshops: See topics and descriptions in the Workshop Section	Multiple Locations
7:30pm-9:30pm	Concurrent Scientific Session: Immunity and Pathogenesis Neurophysiology and Behavior Stem Cells	Palms Ballroom Sago Palms Ballroom Sabal Palms Ballroom Royal
Sunday, July 17		
7:55am -8:00am	Poster Awards Presentation	Palms Ballroom
8:00am-10:00am	Scientific Sessions: Plenary Session	Palms Ballroom
10:30am-12:30pm	Technology and its Application Joint Plenary Session	Palms Ballroom

* Ticketed Event

DROSOPHILA PLENARY AND PLATFORM SESSIONS

Wednesday, July 13 7:00 PM – 9:00 PM
Crystal Ballroom M

Opening General Session

Moderator:

Susan Celniker, Lawrence Berkely
National Laboratory, CA

Theme: Intracellular Dynamics

7:00 Welcome and Opening Remarks.
Susan Celniker.

D76 - 7:15 Image Award Presentation.
Michelle Arbeitman.

D77 - 7:20 Presentation of Larry Sandler
Award and Lecture. **Daniella Drummond-
Barbosa**.

D78 - 7:25 Larry Sandler Award Winner.

D79 - 7:55 Discovery of the Homeobox
Panel featuring Matthew Scott, Michael
Levine and William McGinnis.

Thursday, July 14 7:45 AM – 10:00 AM
Palms Ballroom Sago/Sabal/Royal

Genetics and Determinants of Health Joint Plenary Session

Moderator: Lynn Cooley, Yale
University, New Haven, CT

7:45 Welcome, Stan Fields, University of
Washington, Seattle, GSA President.

7:50 Opening Remarks, Phil Hieter,
University of British Columbia and Jeannie
Lee, Harvard University, TAGC Organizers.

8:00 Translating Zebrafish Development
to the Clinic. **Leonard Zon**.

8:30 Using Drosophila to unravel the
mysteries of sleep: when, why and how.
Amita Sehgal.

9:00 New insights into the pathogenesis
and treatment of Marfan syndrome and
other presentations of thoracic aortic
aneurysm. **Harry Dietz**.

9:30 Accelerating Insights from Basic
Genetics. **Francis Collins**.

Thursday, July 14 10:30 AM – 12:30 PM
Palms Ballroom Sago/Sabal/Royal

NOTES

Drosophila Plenary Session I

Moderator:

David Bilder, University of California,
Berkeley

D80 - 10:30 Organizing the contraction that changes tissue shape. **Adam Martin**.

D81 - 11:00 Hox Transcription Factors and their Cell type-specific Role in Development. **Ingrid Lohmann**.

D82 - 11:30 Modelling Intellectual Disability Disorders in *Drosophila* - from Genes to Functional Modules and Clinical Applications. **Annette Schenck**.

D83 - 12:00 Hippo Signaling in Growth Control and Beyond. **Duoja Pan**.

Thursday, July 14 4:00 PM – 6:00 PM
Palms Ballroom Sago

Cell Division and Growth Control

Moderators:

Erika Bach, New York University ,
and
Terry Orr-Weaver, Whitehead Inst,
MIT, and
Kari Barla, Univerty of Chicago

Theme: Intracellular Dynamics

D84 - 4:00 Centrosomes and the Spindle Assembly Checkpoint cooperatively ensure proper growth and organization of the developing fly brain by promoting genome stability and viability of neural stem cells. **John Poulton**.

D85 - 4:15 The GATOR2 Complex Uses TORC1 Dependent and Independent Pathways to Regulate Cellular Metabolism. **Weili Cai**.

D86 - 4:30 Vamana couples Fat signaling to the Hippo pathway. **Jyoti Misra**.

D87 - 4:45 Genetic regulation of cell-fate plasticity in *Drosophila* imaginal discs. **Melanie Worley**.

D88 - 5:00 Oxidative Stress in Oocytes during Mid-Prophase Induces Premature Loss of Cohesion and Chromosome Segregation Errors. **Adrienne Perkins**.

D89 - 5:15 Yorkie, a transcriptional co-activator that regulates growth, also functions at the cell cortex to promote cytoskeletal tension. **Jiajie Xu**.

D90 - 5:30 Notch signaling promotes cell proliferation and controls cell identity in developing imaginal ring cells. **Sheng-An Yang**.

D91 - 5:45 Regulating the regulator of cell cycle, Xpd. **Rishita Nag**.

Thursday, July 14 4:00 PM – 6:00 PM
Palms Ballroom Sabal

Neural Development

Moderators:

Ron Davis, The Scripps Research Inst., FL and
Krystyna Keleman, HHMI Janelia Research Campus and
Yang Wu, HHMI Janelia Research Campus, VA

Theme: Neuroscience, Systems to Molecules

D92 - 4:00 Formin3 regulates dendritic architecture via microtubule stabilization and is required for somatosensory nociceptive behavior. **Ravi Das**.

D93 - 4:15 Heparan sulfate proteoglycans promote dendritic growth of *Drosophila* sensory neurons through receptor protein tyrosine phosphatase Ptp69D. **Amy Poe**.

D94 - 4:30 *nejire*-mediated transcriptional regulation of dendritic growth and arborization complexity. **Sarah Clark**.

D95 - 4:45 A Functionally Conserved Gene Regulatory Network Module Governing Olfactory Neuron Diversity. **Scott Barish**.

D96 - 5:00 Developmental programs and olfactory receptor signaling in structural and functional development of *fruitless* positive olfactory neurons. **Pelin Volkan**.

D97 - 5:15 Inhibition of mitochondrial calcium entry in mushroom body neurons during pupariation causes memory impairment and neuronal structural defects in adult flies. **Ilaria Drago**.

D98 - 5:30 Syncrip regulates *prospero* stability during neuroblasts division and differentiation. **Lu Yang**.

D99 - 5:45 Spontaneous grooming and other activity phenotypes resulting from Neurofibromin loss of function in *Drosophila*. **Lanikea King**.

Thursday, July 14 4:00 PM – 6:00 PM
Palms Ballroom Royal

Organogenesis and Gametogenesis

Moderators:

Mark Van Doren, Johns Hopkins
University, and
Erika Matunis, Johns Hopkins
Medicine, and
Pradeep Bhaskar, Johns Hopkins
University

Theme: Stem Cell, Regeneration and
Germline

D100 - 4:00 Mediator subunit *skuld* is required sex specifically for ovary development. **Hina Sultana**.

D101 - 4:15 Neuropeptide-dependent control of female germline stem cell proliferation after mating in *Drosophila melanogaster*. **Tomotsune Ameku**.

D102 - 4:30 Electron Transport Chain Remodeling by GSK3 during Oogenesis Connects Nutrient State to Reproduction. **Matt Sieber**.

D103 - 4:45 The mitochondrial outer membrane protein MDI promotes local protein synthesis and mtDNA replication. **Yi Zhang**.

D104 - 5:00 Signaling through the G-protein-coupled receptor Rickets is important for polarity, detachment, and migration of the border cells in *Drosophila*. **Lauren Anllo**.

D105 - 5:15 A mutation in *fat2* uncouples tissue elongation from global tissue rotation in *Drosophila*. **Franziska Aurich**.

D106 - 5:30 Steroid signaling in mature follicles is essential for *Drosophila* ovulation. **Elizabeth Knapp**.

D107 - 5:45 Identification and characterization of an “insect epididymis”. **Timothy Karr**.

Thursday, July 14 7:45 PM – 9:45 PM
Palms Ballroom Sago

Cell Cycle and Cell Death

Moderators:

Arash Bashirullah, Univ. of Wisconsin- Madison, and
Sarah Siegrist, University of Virginia, and
Conor Sipe, University of Virginia

Theme: Intracellular Dynamics

D108 - 7:45 An autonomous requirement of the lysosomal nuclease DNaseII in a caspase-independent primordial germ cell death in the *Drosophila* embryo. **Lama Tarayrah**.

D109 - 8:00 Move or Die: Linking caspases and cell migration and invasion in *Drosophila*. **Eli Arama**.

D110 - 8:15 Lysosome activity controls nurse cell death non-autonomously. **Albert Mondragon**.

D111 - 8:30 Programmed necrosis control germ cell homeostasis during *Drosophila* spermatogenesis. **Bertrand Mollereau**.

D112 - 8:45 Regulation of cell size by variant cell cycles. **Terry Orr-Weaver**.

D113 - 9:00 An inhibitory mono-ubiquitylation of the *Drosophila* initiator caspase Dronc functions in both apoptotic and non-apoptotic pathways. **Hatem Elif Kamber Kaya**.

D114 - 9:15 The *Drosophila* TNF Eiger activates Dronc-dependent necrosis when apoptosis is blocked. **Mingli Li**.

D115 - 9:30 Enhancer of Polycomb represses transcription of Cyclin B during male germ cell differentiation. **Lijuan Feng**.

Thursday, July 14 7:45 PM – 9:45 PM
Palms Ballroom Sabal

Evolution and Quantitative Genetics I

Moderators:

Marta Wayne, University of Florida, and
Anthony Long, Univ. of California, Irvine, and
Sharon Greenblum, Stanford University

Theme: Evolution and Quantitative Biology

D116 - 7:45 Towards a Genetic Understanding of Behavior Evolution: An Ion-Channel Gene Causes Natural Courtship Song Variation in *Drosophila*. **Yun Ding**.

D117 - 8:00 A delicate balance of mating preference in *Drosophila melanogaster*. **Akihiko Yamamoto**.

D118 - 8:15 Mechanism of hybrid incompatibility between two subspecies of *Drosophila pseudoobscura*. **Christopher Large**.

D119 - 8:30 Recurrent changes to *pdm3* drive convergent evolution of female-limited polymorphism in the *Drosophila montium* subgroup. **Emily Delaney**.

D120 - 8:45 Evolution of the Sex Peptide Network: Lineage-specific adaptive evolution and gene duplication. **Meaghan McGeary**.

D121 - 9:00 Investigating the female's role in sperm competition in *Drosophila melanogaster*. **Simone White**.

D122 - 9:15 Missing variation revealed by deep sequencing of individuals in a population of *D. simulans*. **Sarah Signor**.

D123 - 9:30 Mutational patterns in *Drosophila melanogaster*. **Zoe June Assaf**.

Thursday, July 14 7:45 PM – 9:45 PM
Palms Ballroom Royal

NOTES

Pattern Formation

Moderators:

Ana Busturia, Centro de Biología
Molecular Severo Ochoa, and
Liz Gavis, Princeton University, and
Mo Weng, Princeton University

Theme: Development and
Morphogenesis

D124 - 7:45 Cell fate transformations in
sine oculis eye-specific LOF mutants
obscure direct regulatory interactions
within the retinal determination network.
Bonnie Weasner.

D125 - 8:00 Genome-wide analyses of
Hox target genes in *Drosophila*
melanogaster. **Narendra Singh**.

D126 - 8:15 Manipulating fate with light –
an optogenetics tool to understand Bcd
function. **Anqi Huang**.

D127 - 8:30 Regulation of Dpp signaling
by O-linked glycosylation. **Matthew**
Moulton.

D128 - 8:45 A Transcription Factor code
controlling serial specification of muscle
identities in *Drosophila*. **Alain Vincent**.

D129 - 9:00 Tracking morphogens down:
Uncovering the Dpp morphogen gradient.
Pablo Sánchez Bosch.

D130 - 9:15 Flies have 11 abdominal
segments (as suggested by the bithorax
complex). **Welcome Bender**.

D131 - 9:30 Spatial patterning of the
Drosophila ventral epithelium is important
for proper tissue shape. **Natalie Heer**.

Friday, July 15 8:00 AM – 9:30 AM
Palms Ballroom Sago

Cell Biology and Cytoskeleton

Moderators:

Nasser Rusan, National Institutes of Health, and
Rodrigo Fernandez-Gonzalez, Univ. of Toronto, and
Todd Schoborg, National Heart, Lung, and Blood Institute, NIH

Theme: Intracellular Dynamics

D132 - 8:00 An actomyosin-Arf-GEF negative feedback loop for tissue plasticity. **Junior West**.

D133 - 8:15 E-Cadherin decrease transmits proliferative-dependent forces via actin-myosin flows. **Diana Pinheiro**.

D134 - 8:30 A gradient of Rac activity determines protrusion form and position in a 3-dimensional epithelial sheet. **Marios Georgiou**.

D135 - 8:45 A STRIPAK-like complex regulates axonal transport of autophagosomes and dense core vesicles by modulating PP2A activity. **Amanda Neisch**.

D136 - 9:00 Centrosomal proteins are required for autophagy to maintain neural homeostasis. **Yiming Zheng**.

D137 - 9:15 Centrosome-pole cohesion requires Abnormal Spindle and Calmodulin to ensure proper centrosome inheritance in neural stem cells but is dispensable for brain size. **Todd Schoborg**.

Friday, July 15 8:00 AM – 9:30 AM
Palms Ballroom Sabal

Evolution and Quantitative Genetics II

Moderators:

Marta Wayne, University of Florida, and
Anthony Long, Univ. of California, Irvine, and
Sharon Greenblum, Stanford University

Theme: Evolution and Quantitative Biology

D138 - 8:00 Local Adaptation and the Establishment of Inversions in Natural Populations of *Drosophila pseudoobscura* Through the Indirect Effects of Suppressed Recombination. **Zach Fuller**.

D139 - 8:15 *Cis*-regulatory basis of expression divergence between recent gene duplicates. **Kohtaro Tanaka**.

D140 - 8:30 Beyond the tip of the iceberg: New *Drosophila* reference genomes reveal novel structural variants. **Mahul Chakraborty**.

D141 - 8:45 Functional and evolutionary consequences of epigenetically silenced transposable elements in euchromatin. **Grace Lee**.

D142 - 9:00 Co-evolution within the nuclear branch of the *Drosophila* piRNA pathway. **Swapnil Parhad**.

D143 - 9:15 Lineage-specific rapid gains of satellite DNA in *Drosophila*. **Kevin Wei**.

Friday, July 15 8:00 AM – 9:30 AM
Palms Ballroom Royal

NOTES

Chromatin and Epigenetics

Moderators:

Gary Karpen, Lawrence Berkeley
Natl. Laboratory, and
Amanda Larracuenta, Univ. of
Rochester, and
Aniek Janssen, Lawrence Berkeley
National Laboratory

Theme: Genomics and Gene
Regulation

D144 - 8:00 Repetitious elements drive silencing in the *Drosophila melanogaster* genome through heterochromatin formation. **Sarah Elgin**.

D145 - 8:15 Establishment and maintenance of heritable patterns of chromatin structure during early embryogenesis. **Shelby Blythe**.

D146 - 8:30 Deciphering double strand break repair in heterochromatin and euchromatin using an in vivo *Drosophila* model. **Aniek Janssen**.

D147 - 8:45 The *Drosophila* Y chromosome acts as a heterochromatin sink and contributes to sex-specific aging. **Emily Brown**.

D148 - 9:00 Progenitor expansion and competence are controlled by Lsd1, PRC2 and non-coding RNAs. **Ming-Chia Lee**.

D149 - 9:15 A somatic piRNA pathway in the *Drosophila* fat body ensures metabolic homeostasis and normal lifespan. **Stephen Helfand**.

Friday, July 15 10:00 AM – 12:00 PM
Palms Ballroom Sago

Physiology, Organismal Growth and Aging

Moderators:

Ting Xie, Stowers Institute for Medical Research, MO and

Jason Tennesen, Indiana University Bloomington, and

Matt Sieber, Carnegie Institute for Science

Sponsored by the
National Institute on Aging

Theme: Development and
Morphogenesis

D150 - 10:00 The sexual identity of adult intestinal stem cells controls organ size and plasticity. **Bruno Hudry**.

D151 - 10:15 Mechanisms underlying sexually dimorphic growth. **Annick Sawala**.

D152 - 10:30 Body weight dependent autophagy induction mediates metamorphic timing control under nutrient restriction in *Drosophila*. **Xueyang Pan**.

D153 - 10:45 A SANT-like domain-containing protein regulates lipid droplet size. **Xun Huang**.

D154 - 11:00 Identification and Characterization of a Novel Gene that Regulates Mitochondrial DNA Replication. **Jessica Tang**.

D155 - 11:15 Circadian mutants lacking either *period* or *timeless* have an extended longevity phenotype due to altered mitochondrial function. **Michele Shirasu-Hiza**.

D156 - 11:30 Histidine metabolism perturbations inhibit neural tumours dependent on Myc-mediated dedifferentiation. **Francesca Foldi**.

D157 - 11:45 Ecology of the gut microbiome determines fly health. **William Ludington**.

Friday, July 15 10:00 AM – 12:00 PM
Palms Ballroom Sabal

Techniques and Resources

Moderators:

Norbert Perrimon, Harvard Medical School, and

Kate O'Connor-Giles, Univ. of Wisconsin- Madison, and

Benjamin Housden, Harvard Medical School

Theme: New Technology and
Resources

D158 - 10:00 Genome-wide spatial-temporal gene expression pattern prediction in *Drosophila melanogaster* embryonic development. **Jian Zhou**.

D159 - 10:15 Measuring exercise in *Drosophila*: Characterization of the Rotating Exercise Quantification System (R.E.Q.S.). **Louis Watanabe**.

D160 - 10:30 Features and Applications of FlyCircuit Database – From Fluorescent Images to the *Drosophila* Connectome. **Chi-Tin Shih**.

D161 - 10:45 High-speed imaging of neural spiking and dendritic dynamics in awake flies with a fluorescent voltage sensor. **Cheng Huang**.

D162 - 11:00 Effective knockdown of *Drosophila* long noncoding RNAs by CRISPR interference. **Ji-Long Liu**.

D163 - 11:15 Optimized synthetic lethal screening approaches for drug target discovery in *Drosophila*. **Benjamin Housden**.

D164 - 11:30 CRISPR/Cas9-based tools for *in vivo* transcriptional activation and repression in *Drosophila*. **Ben Ewen-Campen**.

D165 - 11:45 A novel 96 well system for housing, manipulating and feeding flies. **Maria Jaime**.

Friday, July 15 10:00 AM – 12:00 PM
Palms Ballroom Royal

NOTES

RNA Biology

Moderators:

Howard Lipshitz, Univ. of Toronto,
and
Ben Brown, Lawrence Berkeley Natl.
Laboratory, and
John Laver, University of Toronto

Theme: Genomics and Gene
Regulation

D166 - 10:00 Neuronal 3'UTR extension:
ELAV links Pol II pausing to alternative
polyadenylation. **Valerie Hilgers**.

D167 - 10:15 Mutant rescue by inhibition
of nonsense mediated decay. **Mark
Metzstein**.

D168 - 10:30 The *Drosophila* hnRNP F/H
homolog, Glorund, Uses Two Distinct RNA
Binding Modes to Differentially Regulate Its
Targets. **Elizabeth Gavis**.

D169 - 10:45 The TREX complex
suppresses piRNA precursor splicing and
promotes assembly of piRNA cluster
heterochromatin. **Gen Zhang**.

D170 - 11:00 From egg to adult: piRNA-
mediated silencing throughout germline
development in *Drosophila melanogaster*.
Pauline Marie.

D171 - 11:15 Nano-exons in *Drosophila*.
Stephen Mount.

D172 - 11:30 Identifying genetic modifiers
of FUS toxicity in a drosophila model of
ALS. **Udai Pandey**.

D173 - 11:45 A high-throughput pipeline
for the production of synthetic antibodies
for analysis of ribonucleoprotein
complexes. **John Laver**.

Friday, July 15 4:00 PM – 6:00 PM
Palms Ballroom Sago

Cell Biology and Signal Transduction

Moderators:

Margot Quinlan, Univ. of California, Los Angeles,
Lucy O'Brien, Stanford University, and
Parthive Patel, German Cancer Research Center (DKFZ) - University of Heidelberg (ZMBH) Alliance

Theme: Intracellular Dynamics

D174 - 4:00 Intercellular Ca²⁺ transients integrate spatiotemporal morphogenetic patterning in the *Drosophila* wing imaginal disc. **Qinfeng Wu**.

D175 - 4:15 Rewiring regulatory feedback in BMP morphogen signaling. **Jennifer Gawlik**.

D176 - 4:30 Minibrain and Wings apart control organ growth and tissue patterning through downregulation of Capicua. **Liu Yang**.

D177 - 4:45 Muscle derived TGF- β growth factor Myoglianin regulates size of imaginal wing discs. **Ambuj Upadhyay**.

D178 - 5:00 The *Drosophila* tumor suppressor Tid/Alg3 controls TNFR/JNK signaling through glycosylation. **Geert de Vreede**.

D179 - 5:15 A kinome-wide RNAi screen in *Drosophila* glia and human GBM models reveals Stk17A drives neoplastic glial proliferation. **Joanna Wardwell-Ozgo**.

D180 - 5:30 Wnt proteins serve as directional cues for the Par-complex polarity and the *Drosophila* nervous tissue growth. **Shigeki Yoshiura**.

D181 - 5:45 Motile stem cells exhibit tissue-level spatial order during homeostasis but not growth of the adult *Drosophila* midgut. **XinXin Du**.

Friday, July 15 4:00 PM – 6:00 PM
Palms Ballroom Sabal

Drosophila Models of Human Disease I

Moderators:

Hugo Bellen, Baylor College of Medicine, and
Hannele Ruohola-Baker, University of Washington, and
Rebecca Kreipke, University of Washington

Theme: Disease Models and Aging

D182 - 4:00 Identification of Alzheimer's disease as a neurodegenerative laminopathy. **Bess Frost**.

D183 - 4:15 Defects in synaptic vesicle endocytosis are caused by TDP-43 dependent translation inhibition in a *Drosophila* model of ALS. **Alyssa Coyne**.

D184 - 4:30 Glial expression of spen confers a Notch-dependent resistance to paraquat. **Nathalie Davoust**.

D185 - 4:45 The ecdysone and JAK/STAT pathways regulate proper morphogenetic movement of squamous cells by suppressing Notch-induced Broad. **Dongyu Jia**.

D186 - 5:00 Selective removal of deletion-bearing mitochondrial DNA in heteroplasmic muscle. **Nikolay Kandul**.

D187 - 5:15 A *Drosophila* Model for XX Gonadal Dysgenesis. **Offer Gerlitz**.

D188 - 5:30 Mechanism of Ethanol Tolerance: ChIP-seq to identify the signature of ethanol tolerance genes. **Nigel Atkinson**.

D189 - 5:45 A *Drosophila* Model of Essential Tremor. **Lorraine Clark**.

Friday, July 15 4:00 PM – 6:00 PM
Palms Ballroom Royal

NOTES

Regulation of Gene Expression I

Moderators:

Julie Zeitlinger, Stowers Institute for Medical Research, and
Michele Markstein, University of Massachusetts, and
Robin Fropf, Stowers Institute for Medical Research

Theme: Genomics and Gene Regulation

D190 - 4:00 Modulation of bursting kinetics generates specific gene expression rates in the early embryo. **Shawn Little**.

D191 - 4:15 A fully synthetic transcriptional enhancer platform for study of regulatory protein function in a multicellular eukaryote. **Justin Crocker**.

D192 - 4:30 Developmental Regulomes – Resolving Enhancer-Protein Interactions with Temporal and Tissue-Specificity. **Robert Zinzen**.

D193 - 4:45 Application of ChIP-nexus to map transcription factors during development. **Robin Fropf**.

D194 - 5:00 Natural variation in binding site affinity controls stochastic gene expression in the fly eye. **Caitlin Anderson**.

D195 - 5:15 Towards a 4D understanding of chromatin architecture and transcriptional regulation. **Hongtao Chen**.

D196 - 5:30 Zelda pioneers early enhancers during genome activation. **Christine Rushlow**.

D197 - 5:45 Highly accurate prediction of early anterior-posterior enhancer sequences from ChIP-seq data. **Hamutal Arbel**.

Friday, July 15 7:30 PM – 9:30 PM
Palms Ballroom Sago/Sabal/Royal

NOTES

Development and Evolution Joint Plenary Session

Moderator: Jeannie Lee,
Massachusetts General Hospital and
Harvard University, Cambridge, MA

7:30 **The Fred Kavli Foundation
Distinguished Lecture:** Flexibility and
variability in behavior at the gene-
environment interface. **Cori Bargmann.**

8:00 Colinear Hox genes regulation in
mammals. **Denis Duboule.**

8:30 Of mice, men and birds: meiotic
recombination and its evolution. **Molly
Przeworski.**

9:00 Fishing for the secrets of stickleback
and human evolution. **David Kingsley.**

CROSS COMMUNITY WORKSHOPS

Saturday, July 16	8:00am – 10:00 am
Descriptions are in the Workshop section and in the app.	
Automated Tracking for Quantitative Phenotyping	Grand Ballroom 3
CRISPR-based Genome Engineering	Crystal Ballroom J2
Using CyVerse Cyberinfrastructure to Enable Data Intensive Research, Collaboration, and Education	Grand Ballroom 1
Model Organisms to Face Environmental Problems	Palms Ballroom Canary 1
Integrating Research and Teaching: Professional Development for Current and Future Faculty Members	St. Thomas
Informatics Resources to Aid the Genetic Dissection of Neural Circuitry	Palms Ballroom Canary 2
Everything you Wanted to Know about Sex	Palms Ballroom Sabal
modMetabolome: Model Organism Metabolomics Consortium Workshop	Grand Ballroom 8A
Feeding Behavior, Nutrition and Metabolism: Emerging Model Organisms	Palms Ballroom Royal
Functional Genomics for Conserved Gene Function Discovery	Crystal Ballroom J1
Cell Competition in Flies and Mice	Crystal Ballroom G1
Developmental Mechanics	Crystal Ballroom G2
Model Systems in Drug Discovery	Grand Ballroom 2
CRISPR/Cas9 - Techniques and applications in Fish, Flies, & Mice	Grand Ballroom 7A
Gene Function Discovery within the IMPC Resource	Crystal Ballroom C
Utilizing NCBI Databases for Model Organism Research	Grand Ballroom 12-14
Systems Genetics in Complex Populations	Crystal Ballroom A-B
An Introduction to Using Galaxy for Genetic Data Analysis	Grand Ballroom 11
The InterMOD Consortium: A common interface to model organism data	Crystal Ballroom N-Q

Saturday, July 16 1:45 PM – 3:45 PM
Palms Ballroom Sago

Organelles and Trafficking

Moderators:

Helmut Kramer, UT Southwestern Medical Center, and
Amy Kiger, Univ. of California San Diego, and
Kari Lenhart, University of Pennsylvania School of Medicine

Theme: Development and Morphogenesis

D198 - 1:45 ESCRTs and intraluminal vesicles play novel roles in controlling exosome heterogeneity, late endosomal acidification and regulated secretion. **Benjamin Kroeger**.

D199 - 2:00 Mitophagy is dispensable for axonal maintenance during normal aging in *Drosophila*. **Yanshan Fang**.

D200 - 2:15 Endosomal Microautophagy: a genetic model in *Drosophila*. **Anindita Mukherjee**.

D201 - 2:30 Mechanisms of rapid, membrane-dependent furrow formation in the early *Drosophila* embryo. **James Blankenship**.

D202 - 2:45 The Voltage Gated Chloride Channels CLC-b and CLC-c play critical roles in lifespan and cell viability respectively. **Richard Burke**.

D203 - 3:00 A screen for systemic growth regulators reveals *hobbit*, a novel and conserved regulator of insulin secretion. **Sarah Neuman**.

D204 - 3:15 Spastic paraplegia proteins help model the axonal endoplasmic reticulum network in *Drosophila*. **Cahir O'Kane**.

D205 - 3:30 Asymmetric Endoplasmic Reticulum partitioning is dependent on Jagunal in the early *Drosophila* embryo. **Blake Riggs**.

Saturday, July 16 1:45 PM – 3:45 PM
Palms Ballroom Sabal

Drosophila Models of Human Disease II

Moderators:

Hugo Bellen, Baylor College of Medicine, and
Hannele Ruohola-Baker, University of Washington, and
Hsiao-Tuan Chao, Texas Childrens Hospital, Clinical Care Center

Theme: Disease Models and Aging

D206 - 1:45 Inhibiting lipid transfer between neurons and glia by modulating lactate levels delays neurodegeneration. **Lucy Liu**.

D207 - 2:00 Mitochondrial-nuclear incompatibility during oogenesis causes embryonic lethality. **Chunyong Zhang**.

D208 - 2:15 *dSod1* knock-in mutations cause ALS-like phenotypes in *Drosophila*. **Aaron Held**.

D209 - 2:30 JmjC demethylases regulate resistance and tolerance to alcohol in *Drosophila*. **Jorge Pinzon**.

D210 - 2:45 Loss of Nardilysin, a chaperone for α -Ketoglutarate Dehydrogenase, causes neurodegeneration in flies and humans and promotes mTORC1 activation. **Wan Yoon**.

D211 - 3:00 A multi-omics strategy for fly models of human disease in exposure biology. **James Brown**.

D212 - 3:15 Using the DGRP to identify gene networks associated with autism-like behaviors. **Lawrence Reiter**.

D213 - 3:30 Defects in phagocytosis by glia and immune cells in a *Drosophila* model of Fragile X syndrome. **Michele Shirasu-Hiza**.

Saturday, July 16 1:45 PM – 3:45 PM
Palms Ballroom Royal

NOTES

Gene Expression and Chromatin

Moderators:

Julie Zeitlinger, Stowers Institute for Medical Research, and
Michele Markstein, University of Massachusetts, and
David Doupé, Harvard Medical School

Theme: Genomics and Gene Regulation

D214 - 1:45 Epigenetic control of ribosome biogenesis homeostasis. **Jérôme Deraze**.

D215 - 2:00 Specialized Ribosomes: eRpL22 paralogue-specific ribosomes translate specific mRNAs in the *Drosophila* testis. **Catherine Magee**.

D216 - 2:15 Translational compensation of segmental aneuploidy in *Drosophila melanogaster*. **Zhenguo Zhang**.

D217 - 2:30 When One Plus One Does Not Equal Two: Some Tandem Gene Duplicates are Overactive. **David Loehlin**.

D218 - 2:45 A double assurance mechanism controls enhancer-promoter specificity at the *hunchback* locus. **Jia Ling**.

D219 - 3:00 Tailless repression sets pair-rule stripes and gap domains. **Luiz Andrioli**.

D220 - 3:15 Enzymatic modules of the SAGA chromatin-modifying complex play distinct roles in *Drosophila* gene expression and development. **Xuanying Li**.

D221 - 3:30 An ancient yet flexible *cis*-regulatory architecture allows localized Hedgehog tuning by *patched/Ptch1*. **Scott Barolo**.

DROSOPHILA WORKSHOPS

Drosophila Workshops	
Saturday, July 16	4:00pm – 6:00pm
Descriptions are in the Workshop section and in the app.	
Spotlight on Undergraduate Research using Genetics Research Models	North Tower Aruba
The Ecdysone Workshop	Palms Ballroom Canary 4
Genetic and Genomic Models of Polyploidy	Crystal Ballroom A-B
Drosophila Microbiota	Crystal Ballroom M

NOTES

Saturday, July 16 7:30 PM – 9:30 PM
Palms Ballroom Sago

Immunity and Pathogenesis

Moderators:

Nathalie Franc, The Scripps Research Institute, and
Pr. Jean-Marc Reichhart, IUF-UdS , and
Dali Ma, Institute de Génomique Fonctionnelle de Lyon

Theme: Disease Models and Aging

D222 - 7:30 Hemocytes as key regulators of respiratory system immunity in adult *Drosophila melanogaster*. **Katja Brückner**.

D223 - 7:45 Modulation of occluding junctions alters the hematopoietic stem cell microenvironment to trigger immune activation in *Drosophila*. **Rohan Khadiilkar**.

D224 - 8:00 The TEAD family transcription factor Scalloped regulates blood progenitor maintenance and proliferation in *Drosophila* through PDGF/VEGFR receptor (Pvr) signaling. **Julian Martinez-Agosto**.

D225 - 8:15 Microbial modulation of host lipid metabolism: lessons from *Drosophila*. **Chun Nin (Adam) Wong**.

D226 - 8:30 A GWAS Analysis of Genetic Variation in *Drosophila melanogaster* Pathogen Susceptibility. **Jonathan Wang**.

D227 - 8:45 Invasion dynamics in the fly gut microbiome. **Benjamin Obadia**.

D228 - 9:00 Molecular analyses of immune-suppressive virus-like particles from a *Drosophila* parasitic wasp suggest cell-specific activities and a hybrid biotic particle nature. **Mary Ellen Heavner**.

D229 - 9:15 Host-produced Eiger/TNF and the bacterial type 4 secretion system enable susceptibility of *Drosophila melanogaster* to *Coxiella burnetii* infection. **Alan Goodman**.

Saturday, July 16 7:30 PM – 9:30 PM
Palms Ballroom Sabal

Neurophysiology and Behavior

Moderators:

Ron Davis, Scripps Research Institute, and
Krystyna Keleman, Janelia Research Campus, HHMI, and
Jacob Berry, Scripps Research Institute

Theme: Neuroscience, Systems to Molecules

D230 - 7:30 Postprandial sleep mechanics in *Drosophila*. **Keith Murphy**.

D231 - 7:45 A novel behavioural paradigm of interval timing in *Drosophila*. **Woo Jae Kim**.

D232 - 8:00 Scribble Scaffolds a signalosome for active forgetting. **Isaac Cervantes Sandoval**.

D233 - 8:15 The detection of bitter and sweet compounds by the evolutionarily conserved sweet clade in *Drosophila*. **Arun Kumar**.

D234 - 8:30 A peptidergic pathway critical to satiety responses in *Drosophila*. **Soohong Min**.

D235 - 8:45 A genetically tractable platform for identifying regulators of acute and chronic pain. **Seol Hee Im**.

D236 - 9:00 The molecular and cellular basis of pharyngeal taste in *Drosophila*. **Yu-Chieh Chen**.

D237 - 9:15 Ionotropic Receptors mediate thermo- and hygro-sensation in *Drosophila*. **Paul Garrity**.

Saturday, July 16 7:30 PM – 9:30 PM
Palms Ballroom Royal

NOTES

Stem Cells

Moderators:

Tor Erik Rusten, Oslo University
Hospital, and
Daniela Drummond-Barbosa, Johns
Hopkins Bloomberg School of Public
Health, and
Ming-Chia Lee, Carnegie Institution
for Science

Theme: Stem Cell, Regeneration and
Germline

D238 - 7:30 A Potential Role for DNA
Replication in Establishing Distinct
Epigenomes. **Matthew Wooten**.

D239 - 7:45 Sensing Respiratory Gases
for the Control of the Hematopoietic
System. **Bumsik Cho**.

D240 - 8:00 Opposite temporal gradients
of Imp and Syp govern senescence of
neural stem cells via distinct effectors.
Ching-Po Yang.

D241 - 8:15 A Transcriptional Network
Specifies The Intestinal Stem Cell Fate In
Drosophila Adult Midgut. **Qing Lan**.

D242 - 8:30 Niche Appropriation by
Drosophila Intestinal Stem Cell Tumors.
Parthive Patel.

D243 - 8:45 The niche ligand-receptor
directly orients the spindle in *Drosophila*
male germline stem cells. **Cuie Chen**.

D244 - 9:00 Somatic cell encystment
promotes abscission in germline stem cells
after a regulated block in cytokinesis. **Kari
Lenhart**.

D245 - 9:15 An intercellular E-cadherin-
EGFR relay maintains organ size during
renewal by coupling cell division and death.
Jackson Liang.

DROSOPHILA PLENARY AND PLATFORM SESSIONS

Sunday, July 17 7:55 AM – 10:00 AM
Palms Ballroom Sago/Sabal/Royal

Drosophila Plenary Session

Moderator:

Nancy Bonini, University of Pennsylvania, Philadelphia

D246 - 7:55 Poster Awards Presentation.
Ross Cagan.

D247 - 8:00 Coordination of neuroepithelial specification and neurogenesis modes in the *Drosophila* visual system. **Iris Salecker**.

D248 - 8:30 Growth coordination mechanisms during *Drosophila* development. **Pierre Leopold**.

D249 - 9:00 Networking at the nuclear periphery: Contributions of *Drosophila* LEM domain proteins. **Pamela Geyer**.

D250 - 9:30 Molecular genetics of sex-specific evolutionary innovations. **Artyom Kopp**.

Sunday, July 17 10:30 AM – 12:30 PM
Palms Ballroom Sago/Sabal/Royal

Technology and its Application Joint Plenary Session

Moderator: Phil Hieter, University of British Columbia, Vancouver, Canada

10:30 The gut microbiota and childhood undernutrition: looking at human development from a microbial perspective. **Jeffrey Gordon**.

11:00 Synthesis of the yeast genome and beyond. **Jef Boeke**.

11:30 Tomorrow's Table: Organic Farming, Genetics and the Future of Food. **Pamela Ronald**.

12:00 CRISPR-Cas Genome Engineering: Biology, Technology and Ethics. **Jennifer Doudna**. (Pre-recorded talk)

Meeting Organizers

Susan Celniker, Chair

Nancy Bonini

David Bilder

Ross Cagan

Fly Board

David Bilder	President
Laura Johnston	President-elect
Ken Irvine	Past-President (2014)
Amy Bejsovec	Past-President (2013)
Michael O'Connor	Past-President (2012)
Deborah Andrew	Treasurer

Regional Representatives

Name	Region
Esther Verheyen	Canada
Scott Barolo	Great Lakes
Sarah Certel	Mountain
Andrea Page-McCaw	Southeast
Angelika Stathopoulos	California
Michael Galko	Heartland
Giovanni Bosco	New England
Jessica Triesman	Mid-Atlantic
Bing Zhang	Midwest

Primarily Undergraduate Institution Representative

Name
Alexis Nagengast

International Representatives

Name	Region
Gary Hime	Australia/Oceania
Shigeo Hiyashi	Asia
Daniel St. Johnston	Europe
Mariana Melani	Latin America

MOUSE GENETICS 2016



Plenary and Platform
Sessions



Mouse Genetics 2016

SCHEDULE AT-A-GLANCE

Wednesday, July 13		
2:00pm-9:30pm	Speaker Ready Room Open	Hall of Cities - Anaheim
7:00pm-9:00pm	Scientific Session: International Resources	Crystal Ballroom G1
9:00pm-11:00pm	Opening Mixer with Exhibits	Cypress Ballroom
Thursday, July 14		
7:00am-5:00pm	Speaker Ready Room Open	Hall of Cities - Anaheim
7:45am-10:00am	Genetics and Determinants of Health Joint Plenary Session	Palms Ballroom
8:00am-4:00pm	Exhibits Open	Cypress Ballroom
9:00am-8:00pm	Demo Room: MOD (FlyBase, MGI, SGD, WormBase, Zfin) Demo Room Open	Palms Ballroom Canary 3-4
10:30am-12:30pm	Scientific Session: Comparative Genomics, Computational Methods and Evolution	Crystal Ballroom G1
12:30pm-1:30pm	Mentoring Roundtables #1	North Tower - Harbor Beach
12:30pm-1:30pm	Speaking Up for Genetics and Model Organism Research	Crystal Ballroom H
1:30pm-3:30pm	Poster Presentations 1:30pm-2:30pm: Even-numbered poster 2:30pm-3:30pm: Odd-numbered posters	Cypress Ballroom
1:30pm-3:30pm	GeneticsCareers Center and Job Fair	Cypress Ballroom 1C
4:00pm-6:00pm	Scientific Session: Development	Crystal Ballroom G1
4:00pm-6:00pm	Plenary Session and Workshop for Undergraduate Researchers	North Tower - Sawgrass
7:45pm-9:45pm	Scientific Session: Translational and Systems Genetics	Crystal Ballroom G1
10:00pm-11:30pm	*Science Cafe Event	Palms Ballroom Sabal
Friday, July 15		
7:00am-5:00pm	Speaker Ready Room Open	Hall of Cities - Anaheim
8:00am-9:30am	Scientific Session: Technological Innovations	Crystal Ballroom G1
8:00am-4:30pm	Exhibits Open	Cypress Ballroom
9:00am-8:00pm	Demo Room: MOD (FlyBase, MGI, SGD, WormBase, Zfin) Demo Room Open	Palms Ballroom Canary 3-4
10:00am-12:00pm	Scientific Session: Human Disease Models 1	Crystal Ballroom G1
12:00pm-1:30pm	*Editor's Panel Discussion and Roundtable	North Tower - Harbor Beach
1:30pm-3:30pm	Poster Presentations 1:30pm-2:10pm: "A" poster authors present 2:10pm-2:50pm: "B" poster authors present 2:50pm-3:30pm: "C" poster authors present	Cypress Ballroom
1:30pm-3:30pm	GeneticsCareers Center	Cypress Ballroom 1C

*Ticketed Event



Friday, July 15 (continued)		
2:00pm-2:45pm	GeneticsCareers Workshop - Nailing the Job Talk	Cypress Ballroom 1B
4:00pm-6:00pm	Scientific Session: Epigenetics	Crystal Ballroom G1
6:00pm-7:30pm	*Women in Genetics Panel and Networking	North Tower - Harbor Beach
7:30pm-9:30pm	Development and Evolution Joint Plenary Session	Palms Ballroom
Saturday, July 16		
7:00am-5:00pm	Speaker Ready Room Open	Hall of Cities - Anaheim
8:00am-10:00am	Workshops: See topics and descriptions in the Workshop Section	Multiple locations
8:00am-12:00pm	Exhibits Open	Cypress Ballroom
8:00am-9:00am	Trainee Bootcamp Workshops: Session 1	North Tower
9:00am-10:00am	Trainee Bootcamp Workshops: Session 2	North Tower
10:00am-12:00pm	Poster Presentations 10:00am-11:00am Odd-numbered posters 11:00am-12:00pm Even-numbered posters	Cypress Ballroom <i>(Posters must be removed by 1pm)</i>
10:00am-12:00pm	GeneticsCareers Center	Cypress Ballroom 1C
10:30am-11:15am	GeneticsCareers Workshop	Cypress Ballroom 1B
12:15pm-1:45pm	*Mentoring Roundtables #2	North Tower - Harbor Beach
1:45pm-3:45pm	Scientific Session: Cancer and Immunology	Crystal Ballroom G1
4:00pm-6:00pm	Scientific Session: Rosa Beddington Lecture Stem Cells	Crystal Ballroom G1
6:00pm-6:30pm	IMGS Business Meeting	Crystal Ballroom G1
Sunday, July 17		
8:00am-10:00am	Scientific Session: Human Disease Models II	Crystal Ballroom G1
10:30am-12:30pm	Technology and its Application Joint Plenary Session	Palms Ballroom

* *Ticketed Event*

Wednesday, July 13 7:00 PM – 9:00 PM
Crystal Ballroom G1

International Resources

Moderator:
Thomas Keane, Sanger Institute,
Cambridge, UK

Theme: New Technology and
Resources

M251 - 7:00 Building the first comprehensive functional catalogue of a mammalian genome. **Martin Hrabé de Angelis**.

M252 - 7:15 Large-scale discovery of embryonic lethal phenotypes in mice. **Stephen Murray**.

M253 - 7:30 3D image analysis of embryonic lethal mutations: An IMPC/KOMP2 resource. **Mary Dickinson**.

M254 - 7:45 The DMDD programme: an online database of embryonic lethal mouse gene mutations. **Tim Mohun**.

M255 - 8:00 GENCODE: using new technologies to improve reference mouse genome annotation. **Mark Thomas**.

M256 - 8:15 Trainee Talk.

M257 - 8:30 Trainee Talk.

M258 - 8:45 Beyond the spreadsheet. **Kenneth Manly**.

Thursday, July 14 7:45 AM – 10:00 AM
Palms Ballroom Sago/Sabal/Royal

Genetics and Determinants of Health Joint Plenary Session

Moderator: Lynn Cooley, Yale University, New Haven, CT

7:45 Welcome, Stan Fields, University of Washington, Seattle, GSA President.

7:50 Opening Remarks, Phil Hieter, University of British Columbia and Jeannie Lee, Harvard University, TAGC Organizers.

8:00 Translating Zebrafish Development to the Clinic. **Leonard Zon**.

8:30 Using *Drosophila* to unravel the mysteries of sleep: when, why and how. **Amita Sehgal**.

9:00 New insights into the pathogenesis and treatment of Marfan syndrome and other presentations of thoracic aortic aneurysm. **Harry Dietz**.

9:30 Accelerating Insights from Basic Genetics. **Francis Collins**.

Thursday, July 14 10:30 AM – 12:30 PM
Crystal Ballroom G1

NOTES

Comparative Genomics, Computational Methods and Evolution

Moderator:

Steve Munger, Jackson Laboratory,
Bar Harbor, ME

Theme: Evolution and Quantitative
Biology

M259 - 10:30 Good dad, bad dad: the genetic basis of parental care **Hopi Hoekstra**.

M260 - 11:00 Accumulation and detection of germline spontaneous mutations in C57BL/6JxJcl inbred mouse strain. **Yoichi Gondo**.

M261 - 11:15 Discovery, assembly, and annotation of subspecies specific haplotypes in classical and wild-derived mouse strains. **Jingtao Li**.

M262 - 11:30 Post-translational mechanisms buffer protein abundance against transcriptional variation. **Gary Churchill**.

M263 - 11:45 Trainee Talk.

M264 - 12:00 Trainee Talk.

M265 - 12:15 Multiple mouse reference genomes defines subspecies specific haplotypes and novel coding sequences. **Thomas Keane**.

Thursday, July 14 4:00 PM – 6:00 PM
Crystal Ballroom G1

Development

Moderator: **Bill Pavan**, NIH, Bethesda,

Theme: Development and
Morphogenesis

M266 - 4:00 Symmetry breaking and self-organization in mouse development.

Takashi Hiiragi.

M267 - 4:30 A SUMO-Ubiquitin Relay Recruits Proteasomes to Chromosome Axes to Regulate Meiotic Recombination.

Neil Hunter.

M268 - 4:45 SMC5/6 complex is required for the formation of bivalent chromosomes capable of segregation during meiosis I in oocytes. **Grace Hwang**.

M269 - 5:00 Imaging how Transcription Factors Bind DNA to Control Cell Fate in Living Mouse Embryos. **Nicolas Plachta**.

M270 - 5:15 Maternally provided KDM1A enables the maternal-to-zygotic transition and prevents defects that manifest postnatally. **Jadiel Wasson**.

M271 - 5:30 A Forward Genetics Approach to Discover Modifiers of Developmental Phenotypes. **Krista Geister**.

M272 - 5:45 ER stress-induced remodeling of placental mRNA and small RNA expression networks. **Clement Chow**.

Thursday, July 14 7:45 PM – 9:45 PM
Crystal Ballroom G1

Translational and Systems Genetics

Moderator:

Fernando Pardo Manuel de Villena,
UNC, Chapel Hill, NC

Theme: Neuroscience, Systems to
Molecules

M273 - 7:45 **Verne Chapman Lecture:** Mendel 2.0, revisiting the determinants of inheritance and the origins of phenotypic variation. **Joseph Nadeau**.

M274 - 8:45 A suppressor screen in *Mecp2* mice reveals pathways for Rett syndrome pathogenesis. **Monica Justice**.

M275 - 9:00 Systems Genetics Approach toward Understanding Regulation of MECP2 Expression in the Brain. **Lucy Williams**.

M276 - 9:15 Conserved and tissue-specific effects of natural genetic variation on transcript and protein abundance. **Steven Munger**.

M277 - 9:30 Discovering novel susceptibility genes for aggressive prostate cancer using an integrated, systems-based cross-species strategy. **Jean Winter**.

Friday, July 15 8:00 AM – 9:30 AM
Crystal Ballroom G1

NOTES

Technological Innovations

Moderator:

Francois Spitz, Institute Pasteur,
Paris, France

Theme: New Technology and
Resources

M278 - 8:00 Confirming Functional Genomics with Optoacoustic and Raman Imaging. **Vasillis Ntziachristos**.

M279 - 8:30 A Cross-Species Novel Genetic Cell Ablation Technology Involving CD59 and Intermedilysin. **Elizabeth Bryda**.

M280 - 8:45 RNAi and CRISPR/Cas9 based In Vivo Models for Drug Discovery. **Prem Premririt**.

M281 - 9:00 CRISPR/Cas9 Genome Editing Pipeline for Mice and Rats. **Thom Saunders**.

M282 - 9:15 *Easy-(/si)-CRISPR*; a method to efficiently knock-in long DNA inserts. **Channabasavaiah Gurumurthy**.

MOUSE PLENARY AND PLATFORM SESSIONS

Friday, July 15 10:00 AM – 12:00 PM
Crystal Ballroom G1

Human Disease Models 1

Moderator:

Monica Justice, Sickkids, Toronto,
Ontario, Canada

Theme: Disease Models and Aging

M283 - 10:00 Modeling the Gene:
Maternal environment interaction in
neurodevelopmental disorders. **Freda
Miller**.

M284 - 10:30 An inducible dominant
negative allele of *Sox10* models
neurocristopathy deficits characteristic of
PCWH patients. **Michelle Southard-
Smith**.

M285 - 10:45 Alpha-synuclein, the cause
of Parkinson's disease, has a vital function
in aged mice. **Deborah Cabin**.

M286 - 11:00 Aberrant DNA binding by
mutant (E339D) KLF1 induces upregulation
of embryonic β -globin in adult mice.
Danitza Nebor.

M287 - 11:15 Mutations in beta spectrin
protect mice from malaria by increasing
parasite susceptibility to clearance. **Gaetan
Burgio**.

M288 - 11:30 Interaction of BRCA2 and
PALB2 is essential for genome stability.
Suzanne Hartford.

M289 - 11:45 Pathophysiological
responses to dietary patterns differ with
genetic backgrounds. **William Barrington**.

Friday, July 15 4:00 PM – 6:00 PM
Crystal Ballroom G1

Epigenetics

Moderator:

Philippe Soriano, Mt. Sinai Hospital,
New York

Theme: Genomics and Gene
Regulation

M290 - 4:00 *Xist* RNA, its interactome,
and consequences of their disruption in
vivo. **Jeannie Lee**.

M291 - 4:30 Allelic imbalance is a
prevalent and tissue-specific feature of
autosomal and X-linked genes in F1 hybrid
mice. **Stefan Pinter**.

M292 - 4:45 *Vive la difference*: zooming
in on sex-specific differences in mouse
embryonic stem cells. **Nora Engel**.

M293 - 5:00 Genetic control of the
epigenetic landscape. **Christopher Baker**.

M294 - 5:15 Genetic Variation Mediates
the Epigenetic Response to Corticosteroids
in Mice. **Gregory Carter**.

M295 - 5:30 EZH2 Isoforms Differentially
Regulate the Function of Polycomb
Repressive Complex 2. **Weipeng Mu**.

M296 - 5:45 The function of the histone
demethylase KDM1A (LSD1) in Tau
mediated neurodegeneration. **David Katz**.

Friday, July 15 7:30 PM – 9:30 PM
Palms Ballroom Sago/Sabal/Royal

NOTES

**Development and Evolution
Joint Plenary Session**

Moderator: Jeannie Lee,
Massachusetts General Hospital and
Harvard University, Cambridge, MA

7:30 The Fred Kavli Foundation
Distinguished Lecture: Flexibility and
variability in behavior at the gene-
environment interface. **Cori Bargmann.**

8:00 Colinear Hox genes regulation in
mammals. **Denis Duboule.**

8:30 Of mice, men and birds: meiotic
recombination and its evolution. **Molly
Przeworski.**

9:00 Fishing for the secrets of stickleback
and human evolution. **David Kingsley.**

CROSS COMMUNITY WORKSHOPS

CROSS COMMUNITY WORKSHOPS

Saturday, July 16	8:0am – 10:00 am
Descriptions are in the Workshop section and in the app.	
Automated Tracking for Quantitative Phenotyping	Grand Ballroom 3
CRISPR-based Genome Engineering	Crystal Ballroom J2
Using CyVerse Cyberinfrastructure to Enable Data Intensive Research, Collaboration, and Education	Grand Ballroom 1
Model Organisms to Face Environmental Problems	Palms Ballroom Canary 1
Integrating Research and Teaching: Professional Development for Current and Future Faculty Members	St. Thomas
Informatics Resources to Aid the Genetic Dissection of Neural Circuitry	Palms Ballroom Canary 2
Everything you Wanted to Know about Sex	Palms Ballroom Sabal
modMetabolome: Model Organism Metabolomics Consortium Workshop	Grand Ballroom 8A
Feeding Behavior, Nutrition and Metabolism: Emerging Model Organisms	Palms Ballroom Royal
Functional Genomics for Conserved Gene Function Discovery	Crystal Ballroom J1
Cell Competition in Flies and Mice	Crystal Ballroom G1
Developmental Mechanics	Crystal Ballroom G2
Model Systems in Drug Discovery	Grand Ballroom 2
CRISPR/Cas9 - Techniques and applications in Fish, Flies, & Mice	Grand Ballroom 7A
Gene Function Discovery within the IMPC Resource	Crystal Ballroom C
Utilizing NCBI Databases for Model Organism Research	Grand Ballroom 12-14
Systems Genetics in Complex Populations	Crystal Ballroom A-B
An Introduction to Using Galaxy for Genetic Data Analysis	Grand Ballroom 11
The InterMOD Consortium: A common interface to model organism data	Crystal Ballroom N-Q

Saturday, July 16 1:45 PM – 3:45 PM
Crystal Ballroom G1

NOTES

Cancer and Immunology

Moderator:

Viive Howell, The University of
Sydney, Australia

Theme: Disease Models and Aging

M297 - 1:45 Engineering the Cancer
Genome. **Tyler Jacks**.

M298 - 2:15 Genetic inhibition of MTOR
during thymic Pre-T LBL development
delays tumorigenesis and points to the
IRF4-CDK6 pathway as a potential target in
the treatment of T-ALL/LBL. **Beverly Mock**.

M299 - 2:30 Adenoma Susceptibility
Modulated by Variable Complex Gut
Microbiota in a Rat Model of Familial Colon
Cancer. **Susheel Bhanu Busi**.

M300 - 2:45 The aggressive prostate
cancer susceptibility gene *HIST1H1A* is a
modulator of androgen receptor signaling
and epithelial to mesenchymal transition.
Kendra Williams.

M301 - 3:00 Polymorphisms in the *Arntl2*
promoter affect metastatic susceptibility in
estrogen-receptor negative breast cancer.
Kent Hunter.

M302 - 3:15 Glioma modeling with
MADM, a mouse genetic mosaic system,
revealed cell competition as the
mechanism that enables inevitable
malignant progression. **Hui Zong**.

M303 - 3:30 Host-pathogen genetic
interactions drive outcome to tuberculosis
in the Collaborative Cross. **Clare Smith**.

MOUSE PLENARY AND PLATFORM SESSIONS

Saturday, July 16 4:00 PM – 6:00 PM
Crystal Ballroom G1

Rosa Beddington Lecture Stem Cells

Moderator:
Yumiko Saga, National Institute of
Genetics, Japan

Theme: Stem Cell, Regeneration and
Germline

M304 - 4:00 Rosa Beddington Lecture:
Single cells get together: cell lineage
specification & tissue morphogenesis in the
early mouse embryo. **Anna-Katerina
Hadjantonakis**.

M305 - 5:00 *Snai1* is required for stem
cell maintenance in the mouse intestinal
epithelium. **Helen Abud**.

M306 - 5:15 Muscle fiber signaling scales
the myogenic stem cell pool. **Christoph
Lepper**.

M307 - 5:30 Plasticity, self-renewal and
transcriptional dynamics – How embryonic
stem cells stall for time in the decision
making process? **Joshua Brickman**.

Sunday, July 17 8:00 AM – 10:00 AM
Crystal Ballroom G1

Human Disease Models II

Moderator:
Teresa Gunn, McLaughlin Research
Institute, Great Falls, MT

Theme: Disease Models and Aging

M308 - 8:00 Comparative Mendelian
genomics and disease modeling in mice.
Laura Reinholdt.

M309 - 8:15 A New Mouse Model for
Costello Syndrome. **Tania Sorg**.

M310 - 8:30 A genetic epistasis analysis
of an ENU-induced *Reln* mutant reveals
that the C-terminal domain of RELN is
required for binding to the receptor VLDLR
but not to LRP8 (APOER2). **David Beier**.

M311 - 8:45 Inhibition of activin A stops
the regrowth of surgically resected
heterotopic bone in a mouse model of
Fibrodysplasia Ossificans Progressiva and
indicates a new potential path to therapy.
Aris Economides.

M312 - 9:00 Driving discovery and
characterisation of novel genes important
for bone biology by combining high-
throughput mouse phenotyping and a
tissue-based deep phenotyping platform.
Chris Lelliott.

M313 - 9:15 From mouse to human and
back to mouse: sodium channel mutations
and epilepsy. **Miriam Meisler**.

M314 - 9:30 Cas9 RNA-guided nuclease
gene editing – rapid disease modeling in
mice. **Lauryl Nutter**.

9:45 Trainee Awards.

Sunday, July 17 10:30 AM – 12:30 PM
Palms Ballroom Sago/Sabal/Royal

NOTES

Technology and its Application Joint Plenary Session

Moderator: Phil Hieter, University of
British Columbia, Vancouver, Canada

10:30 The gut microbiota and childhood
undernutrition: looking at human
development from a microbial perspective.
Jeffrey Gordon.

11:00 Synthesis of the yeast genome and
beyond. **Jef Boeke.**

11:30 Tomorrow's Table: Organic
Farming, Genetics and the Future of Food.
Pamela Ronald.

12:00 CRISPR-Cas Genome
Engineering: Biology, Technology and
Ethics. **Jennifer Doudna.** (Pre-recorded
talk)

NOTES

POPULATION, EVOLUTIONARY, AND QUANTITATIVE GENETICS MEETING



Plenary and Platform
Sessions



Population, Evolutionary, And Quantitative Genetics Meeting

SCHEDULE AT-A-GLANCE

Wednesday, July 13		
2:00pm-9:30pm	Speaker Ready Room Open	Hall of Cities - Anaheim
7:00pm-9:00pm	Scientific Session: PEQG Keynote 1	Crystal Ballroom
9:00pm-11:00pm	Opening Mixer with Exhibits	Cypress Ballroom
Thursday, July 14		
7:00am-5:00pm	Speaker Ready Room Open	Hall of Cities -Anaheim
7:45am-10:00am	Genetics and Determinants of Health Joint Plenary Session	Palms Ballroom
8:00am-4:00pm	Exhibits Open	Cypress Ballroom
9:00am-8:00pm	Demo Room: MOD (FlyBase, MGI, SGD, WormBase, Zfin) Demo Room Open	Palms Ballroom Canary 3-4
10:30am-12:30pm	Scientific Session: Natural Selection and Adaptation	Crystal Ballroom
12:30pm-1:30pm	Mentoring Roundtables #1	North Tower - Harbor Beach
12:30pm-1:30pm	Speaking Up for Genetics and Model Organism Research	Crystal Ballroom H
1:30pm-3:30pm	Poster Presentations 1:30pm-2:30pm: Even-numbered poster 2:30pm-3:30pm: Odd-numbered posters	Cypress Ballroom
1:30pm-3:30pm	GeneticsCareers Center and Job Fair	Cypress Ballroom 1C
4:00pm-6:00pm	Scientific Session: James F. Crow Symposium	Crystal Ballroom
4:00pm-6:00pm	Plenary Session and Workshop for Undergraduate Researchers	North Tower - Sawgrass
7:45pm-9:45pm	Scientific Session: PEQG Keynote 2	Crystal Ballroom
10:00pm-11:30pm	*Science Cafe Event	Palms Ballroom Sabal
Friday, July 15		
7:00am-5:00pm	Speaker Ready Room Open	Hall of Cities - Anaheim
8:00am-9:30am	Scientific Session: Cryptic Variation and Robustness	Crystal Ballroom
8:00am-4:30pm	Exhibits Open	Cypress Ballroom
9:00am-8:00pm	Demo Room: MOD (FlyBase, MGI, SGD, WormBase, Zfin) Demo Room Open	Palms Ballroom Canary 3-4
10:00am-12:00pm	Scientific Session: Mutation & Recombination	Crystal Ballroom
12:00pm-1:30pm	*Editor's Panel Discussion and Roundtable	North Tower - Harbor Beach
1:30pm-3:30pm	Poster Presentations 1:30pm-2:10pm: "A" poster authors present 2:10pm-2:50pm: "B" poster authors present 2:50pm-3:30pm: "C" poster authors present	Cypress Ballroom
1:30pm-3:30pm	GeneticsCareers Center	Cypress Ballroom 1C
2:00pm-2:45pm	GeneticsCareers Workshop - Nailing the Job Talk	Cypress Ballroom 1B
4:00pm-6:00pm	Scientific Session: Molecular Evolution	Crystal Ballroom
6:00pm-7:30pm	*Women in Genetics Panel and Networking	North Tower - Harbor Beach
7:30pm-9:30pm	Development and Evolution Joint Plenary Session	Palms Ballroom

* Ticketed Event



Saturday, July 16		
7:00am-5:00pm	Speaker Ready Room Open	Hall of Cities - Anaheim
8:00am-10:00am	Workshops: See topics and descriptions in the Workshop Section	Multiple locations
8:00am-12:00pm	Exhibits Open	Cypress Ballroom
8:00am-9:00am	Trainee Bootcamp Workshops: Session 1	North Tower
9:00am-10:00am	Trainee Bootcamp Workshops: Session 2	North Tower
10:00am-12:00pm	Poster Presentations 10:00am-11:00am Odd-numbered posters 11:00am-12:00pm Even-numbered posters	Cypress Ballroom <i>(Posters must be removed by 1pm)</i>
10:00am-12:00pm	GeneticsCareers Center	Cypress Ballroom 1C
10:30am-11:15am	GeneticsCareers Workshop	Cypress Ballroom 1B
12:15pm-1:45pm	*Mentoring Roundtables #2	North Tower - Harbor Beach
1:45pm-3:45pm	Scientific Session: Population Genetics	Crystal Ballroom
4:00pm-6:00pm	Scientific Session: Complex Trait Evolution	Crystal Ballroom
7:30pm-9:30pm	Scientific Session: PEQG Keynote 3	Crystal Ballroom
Sunday, July 17		
8:00am-10:00am	Scientific Session: Epistasis	Crystal Ballroom
10:30am-12:30pm	Technology and its Application Joint Plenary Session	Palms Ballroom

* *Ticketed Event*

POPULATION, EVOLUTIONARY and QUANTITATIVE GENETICS
PLENARY AND PLATFORM SESSIONS

Wednesday, July 13 7:00 PM – 9:00 PM
Crystal Ballroom J1

PEQG Keynote 1

Moderator:
Michael Lynch, Indiana University,
Bloomington

Theme: Evolution and Quantitative
Biology

P315 - 7:00 Evolution of gene expression: from mutation to polymorphism to divergence. **Patricia Wittkopp**.

P316 - 7:30 The hidden complexity of Mendelian inheritance in natural populations. **Joseph Schacherer**.

P317 - 7:45 Parallel Gene Expression Differences between Low and High Latitude Populations of two *Drosophila* species. **Li Zhao**.

P318 - 8:00 *Trans* regulatory architecture of genetic transcriptome variation from 1,000 yeast individuals. **Frank Albert**.

P319 - 8:15 The genomic basis of environmental adaptation in house mice. **Megan Phifer-Rixey**.

P320 - 8:30 Parallel selective sweeps of selfish *Segregation Distorter* complexes in African and European *Drosophila melanogaster* populations. **Amanda Larracuent**.

P321 - 8:45 Diverse genetic architectures lead to the same cryptic phenotype in a yeast cross. **Ian Ehrenreich**.

Thursday, July 14 7:45 AM – 10:00 AM
Palms Ballroom Sago/Sabal/Royal

Genetics and Determinants of Health Joint Plenary Session

Moderator: Lynn Cooley, Yale University, New Haven, CT

7:45 Welcome, Stan Fields, University of Washington, Seattle, GSA President.

7:50 Opening Remarks, Phil Hieter, University of British Columbia and Jeannie Lee, Harvard University, TAGC Organizers.

8:00 Translating Zebrafish Development to the Clinic. **Leonard Zon**.

8:30 Using *Drosophila* to unravel the mysteries of sleep: when, why and how. **Amita Sehgal**.

9:00 New insights into the pathogenesis and treatment of Marfan syndrome and other presentations of thoracic aortic aneurysm. **Harry Dietz**.

9:30 Accelerating Insights from Basic Genetics. **Francis Collins**.

Thursday, July 14 10:30 AM – 12:30 PM
Crystal Ballroom J1

NOTES

Natural Selection and Adaptation

Moderator:

Dmitri Petrov, Stanford University,
CA

Theme: Evolution and Quantitative
Biology

P322 - 10:30 Genome-wide selection component analysis in a wild pedigreed population of the Florida Scrub-Jay. **Andrew Clark**.

P323 - 10:45 *Drosophila melanogaster*-specific genes rapidly evolved strong fitness effects. **Nicholas VanKuren**.

P324 - 11:00 Examining the effects of natural selection on linked neutral divergence. **Tanya Phung**.

P325 - 11:15 Genome-wide signals of adaptation in mammals and the arms race with viruses. **David Enard**.

P326 - 11:30 Evolution of gene expression in giant island mice. **Mark Nolte**.

P327 - 11:45 Does the Y-chromosome facilitate sexual dimorphic evolution or constrain autosomal evolution? **Ian Kutch**.

P328 - 12:00 The antibiotic-independent evolution of antibiotic resistance. **Ruth Hershberg**.

P329 - 12:15 Dynamics and feasibility of CRISPR/Cas9-mediated gene drives in natural populations. **Philipp Messer**.

POPULATION, EVOLUTIONARY and QUANTITATIVE GENETICS
PLENARY AND PLATFORM SESSIONS

Thursday, July 14 4:00 PM – 6:00 PM
Crystal Ballroom J1

James F. Crow Symposium

Moderator:

Kirsten Bomblies, John Innes
Centre, Norwich UK

Theme: Evolution and Quantitative
Biology

4:00 Introduction. **Kirsten Bomblies**.

P330 - 4:15 Legacy of James Crow.
Daniel Hartl.

P331 - 4:30 Estimating Jacquard's
general model of relatedness from
population genomic data. **Matthew S.**
Ackerman.

P332 - 4:45 Dynamics of seasonal
adaptation in *Drosophila melanogaster*.
Emily Behrman.

P333 - 5:00 The fragile Y hypothesis: The
role of Y aneuploidy in the evolution of sex
chromosomes and genome architecture.
Heath Blackmon.

P334 - 5:15 Using network theory to infer
and analyze population structure from
genetic data. **Gili Greenbaum**.

P335 - 5:30 Molecular variation across
populations of a widespread North
American firefly reveals selection on
luciferase but not opsins. **Sarah Sander**.

P336 - 5:45 Fitness pleiotropy and the
phenotypic basis of adaptation in
experimentally evolving yeast. **Sandeep**
Venkataram.

Thursday, July 14 7:45 PM – 9:45 PM
Crystal Ballroom J1

PEQG Keynote 2

Moderator:

Lauren McIntyre, University of
Florida, Gainesville

Theme: Evolution and Quantitative
Biology

P337 - 7:45 Systems genetics for
industry: combining QTL mapping, GWAS
and RNA sequencing to improve bone
strength in laying hens. **Dirk Jan de**
Koning.

P338 - 8:15 Effect of Genetic Architecture
and Sample Size on the Accuracy of
Genomic Prediction of Complex Traits.
Fabio Morgante.

P339 - 8:30 A Powerful Yeast Mapping
Panel for Complex Trait Genetics. **Daniel**
Skelly.

P340 - 8:45 Using haplotype-based
models for genomic predictions in
crossbred animals and multiple breeds.
Jared Decker.

P341 - 9:00 Dissection of complex traits
in sorghum for the sustainable production
of fuels and chemicals. **Wilfred Vermerris**.

P342 - 9:15 Rediscovering the Diallel:
How inbred and F1 data can be used to
define, model and estimate heritability of
both ordinary and treatment-response
traits. **William Valdar**.

P343 - 9:30 A New Trait Mapping Method
for *Drosophila* Reveals Oligogenic
Adaptation from Standing Genetic
Variation. **John Pool**.

Friday, July 15 8:00 AM – 9:30 AM
Crystal Ballroom J1

NOTES

Cryptic Variation and Robustness

Moderator:

Bret Payseur, University of Wisconsin, Madison

Theme: Evolution and Quantitative Biology

P344 - 8:00 The genomic architecture of interactions between natural polymorphisms and environments in yeast growth. **Xinzhu Wei**.

P345 - 8:15 How to make drug resistance evolution “difficult”: a lesson on epistasis and robustness in malaria parasites. **Thanat Chookajorn**.

P346 - 8:30 Investigating cryptic genetic variation through position effect variegation in a panel of *Drosophila melanogaster* inbred lines. **Joyce Kao**.

P347 - 8:45 The cost of noise in biochemical reactions and the evolutionary limits of cellular robustness. **J. David Van Dyken**.

P348 - 9:00 Selection transforms the genetic landscape of Hsp90-interacting variation. **Kerry Geiler-Samerotte**.

P349 - 9:15 Genetic and cellular architecture of parentally biased seed size determinants. **Jonathan Fitz Gerald**.

POPULATION, EVOLUTIONARY and QUANTITATIVE GENETICS
PLENARY AND PLATFORM SESSIONS

Friday, July 15 10:00 AM – 12:00 PM
Crystal Ballroom J1

Mutation and Recombination

Moderator:
Michael Lynch, Indiana University,
Bloomington

Theme: Evolution and Quantitative
Biology

P350 - 10:00 An X*Y genetic interaction mediates global crossover frequency in house mice. **Beth Dumont**.

P351 - 10:15 CRISPR-directed mitotic recombination enables genetic mapping without crosses. **Meru Sadhu**.

P352 - 10:30 Genetic analysis of an intermediate phenotype for recombination rate variation. **Richard Wang**.

P353 - 10:45 Replication timing generates conserved base-substitution mutation rates in concurrently replicated regions of mismatch repair deficient bacterial genomes. **Vaughn Cooper**.

P354 - 11:00 Decomposing intra-genomic heterogeneity in mutation bias in coding sequences. **Cedric Landerer**.

P355 - 11:15 Transposon-induced genome rearrangements in maize: mechanisms and genetic impacts. **Thomas Peterson**.

P356 - 11:30 Evidence for the interspecies transfer of a driving X chromosome. **Christopher Leonard**.

P357 - 11:45 The mutational structure of metabolism in *Caenorhabditis elegans*. **Charles Baer**.

Friday, July 15 4:00 PM – 6:00 PM
Crystal Ballroom J1

Molecular Evolution

Moderator:
Dmitri Petrov, Stanford University,
CA

Theme: Evolution and Quantitative
Biology

P358 - 4:00 Ongoing duplicate gene resolution shapes diversified metabolic networks: a functional comparative study of two yeast *GAL* lactose utilization networks. **Meihua Kuang**.

P359 - 4:15 Young proteins are less ordered, showing preadaptation for *de novo* gene birth. **Benjamin Wilson**.

P360 - 4:30 Lineage dynamics in adapting yeast populations. **Julia Piper**.

P361 - 4:45 Exploration of bioactive peptides from random sequences: an experimental approach to *de novo* gene evolution. **Rafik Neme**.

P362 - 5:00 Molecular evolution and population dynamics of herbicide resistance in *Amaranthus palmeri*: rapid proliferation of a highly conserved gene modulated by population structure. **Amy Lawton-Rauh**.

P363 - 5:15 Secreted Proteins evade the Expression – Rate Anticorrelation. **Felix Feyertag**.

P364 - 5:30 The fitness landscape of a tRNA gene. **Chuan Li**.

P365 - 5:45 The Critical Functions Encoded by Synonymous Sites. **Heather Machado**.

Friday, July 15 7:30 PM – 9:30 PM
Palms Ballroom Sago/Sabal/Royal

NOTE

Development and Evolution Joint Plenary Session

Moderator: Jeannie Lee,
Massachusetts General Hospital and
Harvard University, Cambridge, MA

7:30 The Fred Kavli Foundation
Distinguished Lecture: Flexibility and
variability in behavior at the gene-
environment interface. **Cori Bargmann.**

8:00 Colinear Hox genes regulation in
mammals. **Denis Duboule.**

8:30 Of mice, men and birds: meiotic
recombination and its evolution. **Molly
Przeworski.**

9:00 Fishing for the secrets of
stickleback and human evolution. **David
Kingsley.**

CROSS COMMUNITY WORKSHOPS

Saturday, July 16	8:0am – 10:00 am
Descriptions are in the Workshop section and in the app.	
Automated Tracking for Quantitative Phenotyping	Grand Ballroom 3
CRISPR-based Genome Engineering	Crystal Ballroom J2
Using CyVerse Cyberinfrastructure to Enable Data Intensive Research, Collaboration, and Education	Grand Ballroom 1
Model Organisms to Face Environmental Problems	Palms Ballroom Canary 1
Integrating Research and Teaching: Professional Development for Current and Future Faculty Members	St. Thomas
Informatics Resources to Aid the Genetic Dissection of Neural Circuitry	Palms Ballroom Canary 2
Everything you Wanted to Know about Sex	Palms Ballroom Sabal
modMetabolome: Model Organism Metabolomics Consortium Workshop	Grand Ballroom 8A
Feeding Behavior, Nutrition and Metabolism: Emerging Model Organisms	Palms Ballroom Royal
Functional Genomics for Conserved Gene Function Discovery	Crystal Ballroom J1
Cell Competition in Flies and Mice	Crystal Ballroom G1
Developmental Mechanics	Crystal Ballroom G2
Model Systems in Drug Discovery	Grand Ballroom 2
CRISPR/Cas9 - Techniques and applications in Fish, Flies, & Mice	Grand Ballroom 7A
Gene Function Discovery within the IMPC Resource	Crystal Ballroom C
Utilizing NCBI Databases for Model Organism Research	Grand Ballroom 12-14
Systems Genetics in Complex Populations	Crystal Ballroom A-B
An Introduction to Using Galaxy for Genetic Data Analysis	Grand Ballroom 11
The InterMOD Consortium: A common interface to model organism data	Crystal Ballroom N-Q

Saturday, July 16 1:45 PM – 3:45 PM
Crystal Ballroom J1

NOTES

Population Genetics

Moderator:

Lauren McIntyre, University of
Florida, Gainesville

Theme: Evolution and Quantitative
Biology

P366 - 1:45 Estimation of Population
Phylogeny in an IM framework, with
Applications to African Human Hunter
Gatherer Populations. **Jody Hey**.

P367 - 2:00 The genetic diversity of a
population experiencing selection. **Ivana
Cvijovic**.

P368 - 2:15 Estimation of effective
number of stem cells in *Dugesia* worms
using temporal variance of allele
frequencies. **Hosseinali Asgharian**.

P369 - 2:30 Estimating ages of singletons
and other rare alleles. **Alexander Platt**.

P370 - 2:45 Genetic Interrelationships
between Zika Virus, Dengue Virus,
Chikungunya Virus and Yellow Fever Virus
Strains. **Olaitan Awe**.

P371 - 3:00 Beneficial mutations improve
fitness in a *Caenorhabditis elegans* line
evolved under conditions of extreme
genetic drift. **Stephen Christy**.

P372 - 3:15 Homoploid hybrid speciation
in the wild: yeasts do it too. **Guillaume
Charron**.

P373 - 3:30 The correlation across
populations of mutation effects on fitness.
Ryan Gutenkunst.

Saturday, July 16 4:00 PM – 6:00 PM
Crystal Ballroom J1

Complex Trait Evolution

Moderator:

Kirsten Bomblies, John Innes
Centre, Norwich, UK

Theme: Evolution and Quantitative
Biology

P374 - 4:00 An Ion-channel Gene
Causes Natural Courtship Song Variation in
Drosophila. **Yun Ding**.

P375 - 4:15 Allelic variation of an
EXOCYST subunit switches between
distinct root system architectures.
Wolfgang Busch.

P376 - 4:30 Large scale splicing QTL
analysis of cancer genomes. **Kjong-Van
Lehmann**.

P377 - 4:45 QTL mapping for hitchhiking
behavior in *C. elegans* reveals evolutionary
trade-off between dispersal and
reproduction. **Daehan Lee**.

P378 - 5:00 Genetic Analysis of Maize
Lines Tolerance to Drought and Soil-
Nitrogen Stresses. **Bashir Bello**.

P379 - 5:15 Systems genetics in Maize: A
multilevel analysis of Maize response to
Ozone. **Lauren McIntyre**.

P380 - 5:30 Deep sequencing of whole
transcriptomes across the *Drosophila*
Genetic Reference Panel. **Logan Everett**.

P381 - 5:45 Steps toward reproducible
research. **Karl Broman**.

Saturday, July 16 7:30 PM – 9:30 PM
Crystal Ballroom J1

PEQG Keynote 3

Moderator:

Bret Payseur, University of
Wisconsin, Madison

Theme: Evolution and Quantitative
Biology

P382 - 7:30 Genomics of parallel local
adaptation to serpentine and toxic copper
mine soils in the wildflower *Mimulus*. **John
Willis**.

P383 - 8:00 Domestic pigeon's checkered
past: a link between color patterning,
introgression, and hereditary blindness.
Anna Vickrey.

P384 - 8:15 Whole genome sequencing
studies of speciation and selection in the
Lake Malawi cichlid radiation. **Richard
Durbin**.

P385 - 8:30 How much do chromosomal
inversions prevent gene conversion and
interspecies gene flow? **Katharine
Korunes**.

P386 - 8:45 Convergent evolution of
regulatory regions in flightless birds.
Timothy Sackton.

P387 - 9:00 Genomic imprinting and
speciation in mammals. **Jeffrey Good**.

P388 - 9:15 Cryptic genetic variation and
the evolution of complex traits. **Annalise
Paaby**.

Sunday, July 17 8:00 AM – 10:00 AM
Crystal Ballroom J1

Epistasis

Moderator:

Michael Lynch, Indiana University,
Bloomington

Theme: Evolution and Quantitative
Biology

P389 - 8:00 Dissecting the large X-effect in *Drosophila* speciation: high resolution mapping and the identification of hybrid male sterility genes. **Colin Meiklejohn**.

P390 - 8:15 The naturally variable ELF3 polyglutamine is the hub of an epistatic network in *Arabidopsis thaliana*. **Maximilian Press**.

P391 - 8:30 Functional compensation and dependency between duplicated genes in protein interaction networks. **Christian Landry**.

P392 - 8:45 High-throughput measurements of the evolutionary consequences of epistasis. **José Rojas Echenique**.

P393 - 9:00 Beyond candidate genes: Mapping monogenic trait modifiers using informative recombinant progeny in yeast. **Amy Sirr**.

P394 - 9:15 Characterizing patterns of epistasis in yeast experimental evolution. **Gregory Lang**.

P395 - 9:30 Genetic Interactions Suppress Extreme Bone and Weight Phenotypes in a Mouse Intercross. **Gregory Carter**.

P396 - 9:45 Can epistasis or GxE be predictable? Lessons from mitonuclear interactions in *Drosophila*. **David Rand**.

Sunday, July 17 10:30 AM – 12:30 PM
Palms Ballroom Sago/Sabal/Royal

Technology and its Application Joint Plenary Session

Moderator: Phil Hieter, University of
British Columbia, Vancouver, Canada

10:30 The gut microbiota and childhood undernutrition: looking at human development from a microbial perspective. **Jeffrey Gordon**.

11:00 Synthesis of the yeast genome and beyond. **Jef Boeke**.

11:30 Tomorrow's Table: Organic Farming, Genetics and the Future of Food. **Pamela Ronald**.

12:00 CRISPR-Cas Genome Engineering: Biology, Technology and Ethics. **Jennifer Doudna**. (Pre-recorded talk)

NOTES

YEAST GENETICS MEETING



**Plenary and Platform
Sessions**



Yeast Genetics Meeting

SCHEDULE AT-A-GLANCE

Wednesday, July 13		
2:00pm-9:30pm	Speaker Ready Room Open	Hall of Cities - Anaheim
7:00pm-9:00pm	Scientific Session: The Dynamic Genome Winge-Lindgren Address presented by Rodney Rothstein	Crystal Ballroom G2
9:00pm-11:00pm	Opening Mixer with Exhibits	Cypress Ballroom
Thursday, July 14		
7:00am-5:00pm	Speaker Ready Room Open	Hall of Cities -Anaheim
7:45am-10:00am	Genetics and Determinants of Health Joint Plenary Session	Palms Ballroom
8:00am-4:00pm	Exhibits Open	Cypress Ballroom
9:00am-8:00pm	Demo Room: MOD (FlyBase, MGI, SGD, WormBase, Zfin) Demo Room Open	Palms Ballroom Canary 3-4
10:30am-12:30pm	Scientific Session: Post-Transcriptional Gene Regulation	Crystal Ballroom G2
12:30pm-1:30pm	Mentoring Roundtables #1	North Tower - Harbor Beach
12:30pm-1:30pm	Speaking Up for Genetics and Model Organism Research	Crystal Ballroom H
1:30pm-3:30pm	Poster Presentations 1:30pm-2:30pm: Even-numbered poster 2:30pm-3:30pm: Odd-numbered posters	Cypress Ballroom
1:30pm-3:30pm	GeneticsCareers Center and Job Fair	Cypress Ballroom 1C
4:00pm-6:00pm	Scientific Session: Epigenetics and Transcriptional Regulation	Crystal Ballroom G2
4:00pm-6:00pm	Plenary Session and Workshop for Undergraduate Researchers	North Tower - Sawgrass
7:45pm-9:45pm	Scientific Session: Tackling Human Disease Using Yeast Ira Herskowitz Award presented to Lars Steinmetz	Crystal Ballroom G2
10:00pm-11:30pm	*Science Cafe Event	Palms Ballroom Sabal
Friday, July 15		
7:00am-5:00pm	Speaker Ready Room Open	Hall of Cities - Anaheim
8:00am-9:30am	Scientific Session: Division and Development	Crystal Ballroom G2
8:00am-4:30pm	Exhibits Open	Cypress Ballroom
9:00am-8:00pm	Demo Room: MOD (FlyBase, MGI, SGD, WormBase, Zfin) Demo Room Open	Palms Ballroom Canary 3-4
10:00am-12:00pm	Scientific Session: Stress Sensing and Damage Control Yeast Genetics Meeting Lifetime Achievement Award presented to James Broach	Crystal Ballroom G2
12:00pm-1:30pm	*Editor's Panel Discussion and Roundtable	North Tower - Harbor Beach
1:30pm-3:30pm	Poster Presentations 1:30pm-2:10pm: "A" poster authors present 2:10pm-2:50pm: "B" poster authors present 2:50pm-3:30pm: "C" poster authors present	Cypress Ballroom

* Ticketed Event

 #TAGC16

Friday, July 15 (continued)		
1:30pm-3:30pm	GeneticsCareers Center	Cypress Ballroom 1C
2:00pm-2:45pm	GeneticsCareers Workshop - Nailing the Job Talk	Cypress Ballroom 1B
4:00pm-6:00pm	Scientific Session: Evolution in and out of the Lab	Crystal Ballroom G2
6:00pm-7:30pm	*Women in Genetics Panel and Networking	North Tower - Harbor Beach
6:30pm-7:30pm	YGM Program Committee Meeting	TBD
7:30pm-9:30pm	Development and Evolution Joint Plenary Session	Palms Ballroom
Saturday, July 16		
7:00am-5:00pm	Speaker Ready Room Open	Hall of Cities - Anaheim
8:00am-10:00am	Workshops: See topics and descriptions under the Workshop Section	Multiple locations
8:00am-12:00pm	Exhibits Open	Cypress Ballroom
8:00am-9:00am	Trainee Bootcamp Workshops: Session 1	North Tower
9:00am-10:00am	Trainee Bootcamp Workshops: Session 2	North Tower
10:00am-12:00pm	Poster Presentations 10:00am-11:00am Odd-numbered posters 11:00am-12:00pm Even-numbered posters	Cypress Ballroom <i>(Posters must be removed by 1pm)</i>
10:00am-12:00pm	GeneticsCareers Center	Cypress Ballroom 1C
10:30am-11:15am	GeneticsCareers Workshop	Cypress Ballroom 1B
12:15pm-1:45pm	*Mentoring Roundtables #2	North Tower - Harbor Beach
1:45pm-3:45pm	Scientific Session: Revisiting Classical Genetics with New Technology	Crystal Ballroom G2
4:00pm-6:00pm	Concurrent Workshops: Beyond cerevisiae: Exploiting yeast diversity in nature to understand genome evolution in diverse environments Getting Even More Out of SGD	Crystal Ballroom C-D Crystal Ballroom G2
7:30pm-9:30pm	Scientific Session: Structural and Cellular Organization Lee Hartwell Lecture presented by Susan Gasser	Crystal Ballroom G2
Sunday, July 17		
8:00am-10:00am	Scientific Session: The Fat and Sweet Sides of Life	Crystal Ballroom G2
10:30am-12:30pm	Technology and its Application Joint Plenary Session	Palms Ballroom

* *Ticketed Event*

Wednesday, July 13 7:00 PM – 9:00 PM
Crystal Ballroom G2

The Dynamic Genome

Moderator:

Gavin Sherlock, Stanford University,
CA

Theme: Genomics and Gene
Regulation

Y463 - 7:00 Winge-Lindgren Address.
Rodney Rothstein.

Y464 - 7:30 Using Experimental Evolution
To Engineer A Low Flocculation Yeast
Strain. **Elyse Hope**.

Y465 - 7:45 Ploidy tug-of-war:
evolutionary and genetic environments
influence the rate of ploidy drive in a human
fungal pathogen. **Meleah Hickman**.

Y466 - 8:00 Mechanism of non-genetic
heterogeneity in yeast growth rate and
stress resistance. **Shuang Li**.

Y467 - 8:15 The concerted function of the
Shu complex and the Rad51 paralogs in
Rad51 presynaptic assembly. **Kara
Bernstein**.

Y468 - 8:30 Genome-wide detection of
genomic fluctuations in *Saccharomyces
cerevisiae*. **Kim Palacios Flores**.

Thursday, July 14 7:45 AM – 10:00 AM
Palms Ballroom Sago/Sabal/Royal

Genetics and Determinants of Health Joint Plenary Session

Moderator: Lynn Cooley, Yale
University, New Haven, CT

7:45 Welcome, Stan Fields, University of
Washington, Seattle, GSA President.

7:50 Opening Remarks, Phil Hieter,
University of British Columbia and Jeannie
Lee, Harvard University, TAGC Organizers.

8:00 Translating Zebrafish Development
to the Clinic. **Leonard Zon**.

8:30 Using *Drosophila* to unravel the
mysteries of sleep: when, why and how.
Amita Sehgal.

9:00 New insights into the pathogenesis
and treatment of Marfan syndrome and
other presentations of thoracic aortic
aneurysm. **Harry Dietz**.

9:30 Accelerating Insights from Basic
Genetics. **Francis Collins**.

Thursday, July 14 10:30 AM – 12:30 PM
Crystal Ballroom G2

NOTES

Post-Transcriptional Gene Regulation

Moderator:

Audrey Gasch, University of WI,
Madison

Theme: Genomics and Gene
Regulation

Y469 - 10:30 A cradle-to-grave analysis of *cis*-regulatory variation in yeast. **Jennifer Andrie**.

Y470 - 10:45 Msn2 regulates cellular response and growth to stress through modulation of its localization and DNA binding. **Vasudha Bharatula**.

Y471 - 11:00 Stress-dependent transcriptome changes serve to reallocate translational capacity during stress acclimation. **Yi-Hsuan Ho**.

Y472 - 11:15 Genetic factors controlling accelerated mRNA degradation during a nitrogen upshift. **Darach Miller**.

Y473 - 11:30 P bodies regulate the rewiring of a transcription network by controlling the expression of the *YOX1* repressor during DNA replication stress. **Raphael Loll-Krippelber**.

Y474 - 11:45 Gene control by prion-like conformations of intrinsically disordered proteins. **Daniel Jarosz**.

Y475 - 12:00 Parallel pathways for export of tRNAs from the nucleus to the cytoplasm. **Anita Hopper**.

Y476 - 12:15 Yeast telomerase and RNase P/MRP: when two different worlds come together. **Nancy Laterreur**.

Thursday, July 14 4:00 PM – 6:00 PM
Crystal Ballroom G2

Epigenetics and Transcriptional Regulation

Moderator:

Lorraine Pillus, University of
California, San Diego

Theme: Genomics and Gene
Regulation

Y477 - 4:00 Coordinated regulation of heterochromatin inheritance by Daf1/Dpb4 complex. **Fei Li**.

Y478 - 4:15 The Replication Kinase Cdc7 Marks Histones to Regulate Biosynthesis Genes. **Patrick Grant**.

Y479 - 4:30 An oncometabolite disrupts epigenetic processes and increases gene silencing in *Saccharomyces cerevisiae*. **Ryan Janke**.

Y480 - 4:45 Mechanistic insight into the role of the Paf1 complex in histone modification. **S. Branden Van Oss**.

Y481 - 5:00 Protein abundance control by non-coding antisense transcription. **Florian Huber**.

Y482 - 5:15 Promoter scanning during transcription initiation in *Saccharomyces cerevisiae*: Pol II in the "shooting gallery". **Craig Kaplan**.

Thursday, July 14 7:45 PM – 9:45 PM
Crystal Ballroom G2

Tackling Human Disease Using Yeast

Moderator:

Kara Dolinski, Princeton University,
NJ

Theme: Neuroscience, Systems to
Molecules

Y483 - 7:45 Ira Herskowitz Award. **Lars Steinmetz**.

Y484 - 8:15 Pathway transplantation into yeast as a model for human disease. **Neta Agmon**.

Y485 - 8:30 Genetic and environmental backgrounds constrain the course of evolutionary rescue by compensatory mutations. **Véronique Hamel**.

Y486 - 8:45 The genomic repercussions of *RAD5* overexpression. **Robert Reid**.

Y487 - 9:00 Functional characterization of human gene alleles using inter-species genetic approaches. **Quan Zhong**.

Y488 - 9:15 Genome-Wide Analysis in Yeast to Identify Molecular Targets Promoting Readthrough. **Mert Icyuz**.

Y489 - 9:30 Systematic functional analysis of resistance-conferring mutations. **Lai Wong**.

Friday, July 15 8:00 AM – 9:30 AM
Crystal Ballroom G2

NOTES

Division and Development

Moderator:

Yona Kassir, Technion Institute,
Haifa, Israel

Theme: Neuroscience, Systems to
Molecules

Y490 - 8:00 A trade-off between invasion and sexual reproduction is mediated by the DNA-binding mechanism of a conserved transcription factor. **Michael Dorrity**.

Y491 - 8:15 Meiotic Crossing Over Requires Attenuation of an Intrinsic Degron in the MutS Homolog Msh4. **Neil Hunter**.

Y492 - 8:30 The ascus persists after post-germination budding and influences bud-vs-mate decisions in *S. cerevisiae*. **Michael McMurray**.

Y493 - 8:45 Kar4p regulates meiosis at both the transcriptional and translational levels. **Mark Rose**.

Y494 - 9:00 A cytokinesis checkpoint. **Eric Weiss**.

Y495 - 9:15 The CWI Pathway Regulates Cell Wall Degradation during Mating. **Allison Hall**.

Friday, July 15 10:00 AM – 12:00 PM
Crystal Ballroom G2

Stress Sensing and Damage Control

Moderator:

Oliver Kerscher, The College of William and Mary, Williamsburg, VA

Theme: Neuroscience, Systems to Molecules

Y496 - 10:00 "Flipping the Switch": ROS-induced degradation of Med13 by SCF^{Grr1} mediates mitochondrial fragmentation and cell death. **David Stieg**.

Y497 - 10:15 Protein sequestration after genotoxic stress regulates splicing. **Peter Stirling**.

Y498 - 10:30 The DNA damage checkpoint targets the exoribonuclease, Xrn1, in response to damage. **Jessica Lao**.

Y499 - 10:45 The lysine acetyltransferase NuA4 regulates glucose-deprived stress granule formation through cellular acetyl-CoA levels. **Sylvain Huard**.

Y500 - 11:00 The Quick and the Dead: Single-Cell Demography at the Yeast Thermal Limit. **Paul Magwene**.

Y501 - 11:15 The RSC complex functions to maintain ploidy in *Saccharomyces cerevisiae*. **Tina Sing**.

Y502 - 11:30 Yeast Genetics Meeting Lifetime Achievement Award. **James Broach**.

Friday, July 15 4:00 PM – 6:00 PM
Crystal Ballroom G2

Yeast Evolution in and out of the Lab

Moderator:

Helen Murphy, The College of William and Mary, Williamsburg, VA

Theme: Neuroscience, Systems to Molecules

Y503 - 4:00 A comprehensive genotype-fitness map of adaptation-driving mutations in yeast. **Barbara Dunn**.

Y504 - 4:15 Extrachromosomal Circular DNA – A Key Player in Creation of Copy Number Variation? **Henrik Møller**.

Y505 - 4:30 Deciphering common principles governing gene replaceability in yeast. **Aashiq Kachroo**.

Y506 - 4:45 The 1002 yeast genomes project. **Joseph Schacherer**.

Y507 - 5:00 Integrative Analysis of the Variation in the Regulatory Network Among Strains of Yeast. **Rohith Srivas**.

Y508 - 5:15 Comparative translomics reveal a conserved class of noncanonical uORFs in yeast. **Joel McManus**.

Y509 - 5:30 Mating-type switching in the methylotrophic yeast *Hansenula polymorpha* is regulated by yeast mating and differentiation pathways. **Sara Hanson**.

Y510 - 5:45 The 3D organization of the diploid *Saccharomyces* genome. **Seungsoo Kim**.

Friday, July 15 7:30 PM – 9:30 PM
Palms Ballroom Sago/Sabal/Royal

NOTES

Development and Evolution Joint Plenary Session

Moderator: Jeannie Lee,
Massachusetts General Hospital and
Harvard University, Cambridge, MA

7:30 The Fred Kavli Foundation
Distinguished Lecture: Flexibility and
variability in behavior at the gene-
environment interface. **Cori Bargmann.**

8:00 Colinear Hox genes regulation in
mammals. **Denis Duboule.**

8:30 Of mice, men and birds: meiotic
recombination and its evolution. **Molly
Przeworski.**

9:00 Fishing for the secrets of stickleback
and human evolution. **David Kingsley**

CROSS COMMUNITY WORKSHOPS

CROSS COMMUNITY WORKSHOPS

Saturday, July 16	8:0am – 10:00 am
Descriptions are in the Workshop section and in the app.	
Automated Tracking for Quantitative Phenotyping	Grand Ballroom 3
CRISPR-based Genome Engineering	Crystal Ballroom J2
Using CyVerse Cyberinfrastructure to Enable Data Intensive Research, Collaboration, and Education	Grand Ballroom 1
Model Organisms to Face Environmental Problems	Palms Ballroom Canary 1
Integrating Research and Teaching: Professional Development for Current and Future Faculty Members	St. Thomas
Informatics Resources to Aid the Genetic Dissection of Neural Circuitry	Palms Ballroom Canary 2
Everything you Wanted to Know about Sex	Palms Ballroom Sabal
modMetabolome: Model Organism Metabolomics Consortium Workshop	Grand Ballroom 8A
Feeding Behavior, Nutrition and Metabolism: Emerging Model Organisms	Palms Ballroom Royal
Functional Genomics for Conserved Gene Function Discovery	Crystal Ballroom J1
Cell Competition in Flies and Mice	Crystal Ballroom G1
Developmental Mechanics	Crystal Ballroom G2
Model Systems in Drug Discovery	Grand Ballroom 2
CRISPR/Cas9 - Techniques and applications in Fish, Flies, & Mice	Grand Ballroom 7A
Gene Function Discovery within the IMPC Resource	Crystal Ballroom C
Utilizing NCBI Databases for Model Organism Research	Grand Ballroom 12-14
Systems Genetics in Complex Populations	Crystal Ballroom A-B
An Introduction to Using Galaxy for Genetic Data Analysis	Grand Ballroom 11
The InterMOD Consortium: A common interface to model organism data	Crystal Ballroom N-Q

Saturday, July 16 1:45 PM – 3:45 PM
Crystal Ballroom G2

NOTES

Revisiting Classical Genetics with New Technology

Moderator:

Aimee Dudley, Pacific Northwest
Research Institute, Seattle, WA

Theme: Neuroscience, Systems to
Molecules

Y511 - 1:45 A global yeast genetic network maps cellular function. **Michael Costanzo**.

Y512 - 2:00 A programmable sensor for protein solubility in yeast uncovers ecological prion-switching factors. **Gregory Newby**.

Y513 - 2:15 Identifying synthetic cytotoxic genetic interactions with DNA damaging therapeutic agents. **Xuesong Li**.

Y514 - 2:30 High throughput protein-protein interaction sequencing using iSeq. **Zhimin Liu**.

Y515 - 2:45 Scalable tools for the quantitative analysis of chemical-genetic interactions from sequencing-based chemical-genetic interaction screens. **Scott Simpkins**.

Y516 - 3:00 One library to make them all: streamlining the creation of yeast libraries via a SWAp-Tag strategy. **Uri Weill**.

Y517 - 3:15 NGS for "No-pain Genetic Screens": Using transposons and Next-Gen Sequencing to unveil all important yeast loci in one go. **Agnes Michel**.

Y518 - 3:30 Exploring Functional Genetic Suppression Interactions on a Global Scale. **Jolanda van Leeuwen**.

Saturday, July 16 4:00 PM – 6:00 PM
Crystal Ballroom C-D

Beyond cerevisiae: Exploiting yeast diversity in nature to understand genome evolution in diverse environments

Organizers:

Christian Landry, Universite Laval,
Quebec, Canada, and
Judith Berman, Tel Aviv University,
Israel

Yeast research has extended far beyond the study of *Saccharomyces cerevisiae* and outside of the laboratory in the recent years. Our understanding of fundamental cellular and evolutionary processes have benefitted from the synergy created by the use of the resources developed for *S. cerevisiae* and the diversity of life-style, morphological and metabolic diversity found in closely related yeasts and fungi. This workshop will bring together people who are contributing to this progress by looking at how diverse yeast species adapt to various environmental settings, including natural forests, industrial brewing and human infections.

TALKS (12 min + 3 min for questions)

Bin He, Evolution of gene regulation in nutrient starvation response between free-living and commensal yeast.

Ching-Hua Shih, Cis-acting variation in gene expression dynamics within and between *Saccharomyces* species.

Kangzhen Dong, Hsp90 perturbations affect genome integrity in *Candida albicans*.

Catherine L. Ludlow, Independent origins of yeast associated with coffee and cacao fermentation.

Cullen Roth, Virulence QTLs and Genome-wide Recombination Rates in *Cryptococcus*.

EXPRESS TALKS (5 minutes, no questions)

Chris Eberlein, A reverse ecology approach to understand the proximate and ultimate causes of phenotypic divergence during species formation

Arturo Hernandez Cervantes, Rme1 controls chlamydospore formation in the human pathogenic yeast *Candida albicans*.

Dee Robinson, High-copy number gene expression in different *Saccharomyces cerevisiae* strains reveals the impact of natural variation in wild yeast.

Lauren C. Ames, Identifying novel factors underlying stress resistance in the pathogenic yeast *Candida glabrata*.

David Peris Navarro, Mining *Saccharomyces* diversity and experimental evolution for cellulosic biofuel production

Saturday, July 16 4:00 PM – 6:00 PM
Crystal Ballroom G2

Getting Even More Out of SGD

Organizers:

Stacia R. Engel, Stanford University, CA, and
Michael Cherry, Stanford University, CA

The Saccharomyces Genome Database interactive workshop will discuss ways to explore and discover information at SGD. We will present and discuss our data repository, tools such as Genome Browser and YeastMine, and ways to delve into the treasure trove of available yeast data. We'll present recent additions to SGD, including the Variant Viewer, which presents sequence comparisons for genes in twelve widely-used *S. cerevisiae* genomes. New users will learn how to use SGD to support their research. Seasoned users will learn how to get even more out of the SGD that they already know and love.

J. Michael Cherry, Stanford University - Welcome & Introduction

Pedro Assis, Stanford University - New search capabilities in SGD

Kalpana Karra, Stanford University - YeastMine: SGD's powerful data warehouse

Sage Hellerstedt, Stanford University - Post-translational modifications at SGD

Olivia Lang, Stanford University - Variant Viewer, JBrowse & other sequence tools at SGD

Stacia Engel, Stanford University - Homology curation at SGD

Kevin MacPherson, Stanford University - SGD outreach: YouTube, video tutorials, & webinars

Saturday, July 16 7:30 PM – 9:30 PM
Crystal Ballroom G2

Structural and Cellular Organization

Moderator:

Dan Gottschling, Calico Labs, South San Francisco, CA

Theme: Neuroscience, Systems to Molecules

Y519 - 7:30 Lee Hartwell Lecture. From Yeast to Worms and Beyond: Folding Dynamic Chromatin. **Susan Gasser**.

Y520 - 8:00 The yeast polo kinase, Cdc5, inhibits cell growth and affects nuclear morphology during a mitotic arrest. **Alison Walters**.

Y521 - 8:15 Reconstitution of the microtubule nucleation system of *Candida albicans*. **Elmar Schiebel**.

Y522 - 8:30 Capture-shrinkage of astral microtubules by budding yeast dynein in cells lacking cortical endoplasmic reticulum tethering proteins Scs2 and Scs22. **Wei-Lih Lee**.

Y523 - 8:45 Role of the microtubule cytoskeleton in the regulation of Cdc42 dynamics. **Marbelys Rodriguez Pino**.

Y524 - 9:00 Spindle pole body assembly into the nuclear envelope in budding and fission yeast. **Sue Jaspersen**.

Y525 - 9:15 Investigating the role of septin phosphorylation in controlling of septin organization at cytokinesis. **Molly McQuilken**.

Sunday, July 17 8:00 AM – 10:00 AM
Crystal Ballroom G2

The Fat and Sweet Sides of Life

Moderator:

Karl Kuchler, Medical University
Vienna, Austria

Theme: Neuroscience, Systems to
Molecules

Y526 - 8:00 The respiration/fermentation switch in yeast requires protein aggregation. **Kobi Simpson-Lavy**.

Y527 - 8:15 SNX-BAR proteins contribute to autophagy via trafficking of lipids required for autophagosome-vacuole fusion. **Richard Chi**.

Y528 - 8:30 Rewiring of lipid metabolism in a yeast mutant devoid of the major membrane lipid phosphatidylcholine. **Anton de Kroon**.

Y529 - 8:45 The lysine acetyltransferase complex NuA4 regulates cellular phosphatidylinositol-4-phosphate and phospholipid metabolism. **Louis Dacquay**.

Y530 - 9:00 An unexpected role for casein kinases in glucose sensing and signaling. **Chris Snowdon**.

9:15 Poster Awards

Sunday, July 17 10:30 AM – 12:30 PM
Palms Ballroom Sago/Sabal/Royal

Technology and its Application Joint Plenary Session

Moderator: Phil Hieter, University of
British Columbia, Vancouver, Canada

10:30 The gut microbiota and childhood undernutrition: looking at human development from a microbial perspective. **Jeffrey Gordon**.

11:00 Synthesis of the yeast genome and beyond. **Jef Boeke**.

11:30 Tomorrow's Table: Organic Farming, Genetics and the Future of Food. **Pamela Ronald**.

12:00 CRISPR-Cas Genome Engineering: Biology, Technology and Ethics. **Jennifer Doudna**. (Pre-recorded talk)

12TH
INTERNATIONAL
CONFERENCE ON
ZEBRAFISH
DEVELOPMENT
AND GENETICS



Plenary and Platform
Sessions



SCHEDULE AT-A-GLANCE

Wednesday, July 13		
2:00pm-9:30pm	Speaker Ready Room Open	Hall of Cities - Anaheim
7:00pm-9:00pm	Scientific Session: Regeneration and Stem Cells	Grand Ballroom 7A
9:00pm-11:00pm	Opening Mixer with Exhibits	Cypress Ballroom
Thursday, July 14		
7:00am-5:00pm	Speaker Ready Room Open	Hall of Cities -Anaheim
7:45am-10:00am	Genetics and Determinants of Health Joint Plenary Session	Palms Ballroom
8:00am-4:00pm	Exhibits Open	Cypress Ballroom
9:00am-8:00pm	Demo Room: MOD (FlyBase, MGI, SGD, WormBase, Zfin) Demo Room Open	Palms Ballroom Canary 3-4
10:30am-12:30pm	Scientific Session: Early Development and Morphogenesis Neural Circuits, Neurophysiology and Behavior	Grand Ballroom 7A Grand Ballroom 7B
12:30pm-1:30pm	Mentoring Roundtables #1	North Tower - Harbor Beach
12:30pm-1:30pm	Speaking Up for Genetics and Model Organism Research	Crystal Ballroom H
1:30pm-3:30pm	Poster Presentations 1:30pm-2:30pm: Even-numbered posters 2:30pm-3:30pm: Odd-numbered posters	Cypress Ballroom
1:30pm-3:30pm	GeneticsCareers Center and Job Fair	Cypress Ballroom 1C
4:00pm-6:00pm	Concurrent Scientific Sessions: Cardiac Development Gene Regulation and RNA Biology	Grand Ballroom 7A Grand Ballroom 7B
4:00pm-6:00pm	Plenary Session and Workshop for Undergraduate Researchers	North Tower - Sawgrass
7:45pm-9:45pm	Scientific Session: Neurobiology	Grand Ballroom 7A
10:00pm-11:30pm	*Science Cafe Event	Palms Ballroom Sabal
Friday, July 15		
7:00am-5:00pm	Speaker Ready Room Open	Hall of Cities - Anaheim
8:00am-9:30am	Concurrent Scientific Sessions: t Models of Human Disease Evolution	Grand Ballroom 7A Grand Ballroom 7B
8:00am-4:30pm	Exhibits Open	Cypress Ballroom
9:00am-8:00pm	Demo Room: MOD (FlyBase, MGI, SGD, WormBase, Zfin) Demo Room Open	Palms Ballroom Canary 3-4
10:00am-12:00pm	Concurrent Scientific Session: Emerging Technologies Imaging Signaling Organogenesis (Mesoderm, Endoderm, Ectoderm)	Grand Ballroom 1-2 Grand Ballroom 7B Grand Ballroom 7A
12:00pm-1:30pm	*Editor's Panel Discussion and Roundtable	North Tower - Harbor Beach

* Ticketed Event

Friday, July 15 (continued)		
1:30pm-3:30pm	Poster Presentations 1:30pm-2:10pm: "A" poster authors present 2:10pm-2:50pm: "B" poster authors present 2:50pm-3:30pm: "C" poster authors present	Cypress Ballroom
1:30pm-3:30pm	GeneticsCareers Center	Cypress Ballroom 1C
2:00pm-2:45pm	GeneticsCareers Workshop - Nailing the Job Talk	Cypress Ballroom 1B
4:00pm-6:00pm	Scientific Session: Highlighted Talks, Awards Ceremony and Community Meeting	Grand Ballroom 7A
6:00pm-7:30pm	*Women in Genetics Panel and Networking	North Tower - Harbor Beach
7:30pm-9:30pm	Development and Evolution Joint Plenary Session	Palms Ballroom
Saturday, July 16		
7:00am-5:00pm	Speaker Ready Room Open	Hall of Cities - Anaheim
8:00am-10:00am	Workshops: See topics and descriptions under the Workshop Section	Multiple locations
8:00am-12:00pm	Exhibits Open	Cypress Ballroom
8:00am-9:00am	Trainee Bootcamp Workshops: Session 1	North Tower
9:00am-10:00am	Trainee Bootcamp Workshops: Session 2	North Tower
10:00am-12:00pm	Poster Presentations 10:00am-11:00am Odd-numbered posters 11:00am-12:00pm Even-numbered posters	Cypress Ballroom <i>(Posters must be removed by 1pm)</i>
10:00am-12:00pm	GeneticsCareers Center	Cypress Ballroom 1C
10:30am-11:15am	GeneticsCareers Workshop	Cypress Ballroom 1B
12:15pm-1:45pm	*Mentoring Roundtables #2	North Tower - Harbor Beach
1:45pm-3:45pm	Concurrent Scientific Sessions: Neural Development and Regeneration Cancer	Grand Ballroom 7A Grand Ballroom 7B
4:00pm-6:00pm	Scientific Session: Models of Human Disease	Grand Ballroom 7A
7:30pm-9:30pm	Concurrent Scientific Session: Haematopoiesis and Vascular Biology Cell Biology and Polarity	Grand Ballroom 7A Grand Ballroom 7B
Sunday, July 17		
8:00am-10:00am	Scientific Sessions: Genome Editing	Grand Ballroom 7A
10:30am-12:30pm	Technology and its Application Joint Plenary Session	Palms Ballroom

* *Ticketed Event*

Wednesday, July 13 7:00 PM – 9:00 PM
Grand Ballroom 7A

Regeneration and Stem Cells

Moderator:

Richard Dorsky, University of Utah

Theme: Stem Cell, Regeneration and Germline

Z531 - 7:00 Modulation of tissue repair by regeneration enhancer elements. **Junsu Kang**.

Z532 - 7:15 A screen for epigenetic regulators reveals a requirement for *Ing4* in HSC specification and function. **Katie Kathrein**.

Z533 - 7:30 Zebrafish T cells mediate organ-specific regenerative programs . **Kazu Kikuchi**.

Z534 - 7:45 Production of medaka individuals derived from cryopreserved spermatogonia by allogenic transplantation. **Shinsuke Seki**.

Z535 - 8:00 Zebrafish heart regeneration requires alleviation of cardiomyocyte genomic stress by BMP signaling. **Gilbert Weidinger**.

Z536 - 8:15 Autophagy Activation via FGF Signaling Regulates Cytoplasmic Remodeling of Regenerating Adult Zebrafish Myocytes. **Alon Kahana**.

Z537 - 8:30 Macrophages mediate the repair of brain vascular rupture through direct physical adhesion and mechanical traction. **Lingfei Luo**.

Z538 - 8:45 Four and a Half LIM Domains 1b (*Fhl1b*) Is Essential for Regulating the Liver versus Pancreas Fate Decision and for beta-Cell Regeneration. **Chong Shin**.

Thursday, July 14 7:45 AM – 10:00 AM
Palms Ballroom Sago/Sabal/Royal

Genetics and Determinants of Health Joint Plenary Session

Moderator: Lynn Cooley, Yale University, New Haven, CT

7:45 Welcome, Stan Fields, University of Washington, Seattle, GSA President.

7:50 Opening Remarks, Phil Hieter, University of British Columbia and Jeannie Lee, Harvard University, TAGC Organizers.

8:00 Translating Zebrafish Development to the Clinic. **Leonard Zon**.

8:30 Using *Drosophila* to unravel the mysteries of sleep: when, why and how. **Amita Sehgal**.

9:00 New insights into the pathogenesis and treatment of Marfan syndrome and other presentations of thoracic aortic aneurysm. **Harry Dietz**.

9:30 Accelerating Insights from Basic Genetics. **Francis Collins**.

Thursday, July 14 10:30 AM – 12:30 PM
Grand Ballroom 7A

NOTES

Early Development and Morphogenesis

Moderator:

Mary Mullins, University of Pennsylvania School of Medicine

Theme: Development and Morphogenesis

Z539 - 10:30 A Meiotic-Vegetal Center Couples Oocyte Polarization with Meiosis. **Yaniv Elkouby**.

Z540 - 10:45 Investigating the function of the yolk cell microtubules during zebrafish epiboly. **Ashley Bruce**.

Z541 - 11:00 *Myo1D*, an unconventional myosin regulates Kupffer's vesicle lumenogenesis in zebrafish. **Manush Saydmohammed**.

Z542 - 11:15 Combinatorial signaling interactions pattern the dorsal-ventral mesodermal axis by controlling bHLH transcription factor activity. **Benjamin Martin**.

Z543 - 11:30 Functional conservation of the zebrafish germ plasm organizer Bucky ball and *Drosophila* Oskar. **Pritesh Krishnakumar**.

Z544 - 11:45 *Fibroblast growth factor 24* is required for early somatic gonad development in zebrafish. **Dena Leerberg**.

Z545 - 12:00 Wnt signaling regulates progenitor cell identity and collective cell migration in the lateral line. **Hillary McGraw**.

Z546 - 12:15 Migratory neural crest is required for patterning and morphogenesis of the embryonic optic cup. **Chase Bryan**.

Thursday, July 14 10:30 AM – 12:30 PM
Grand Ballroom 7B

Neural Circuits, Neurophysiology and Behavior

Moderator:
Alex Schier, Harvard University, MA

Theme: Neuroscience, Systems to
Molecules

Z547 - 10:30 Neuronal connectivity analysis of wild-type and mutant zebrafish with transsynaptic virus and 3D brain mapping. **Manxiu Ma**.

Z548 - 10:45 Assembling the MET complex in sensory hair cells: Tomt regulates the trafficking of Tmc proteins to the site of mechanotransduction. **Timothy Erickson**.

Z549 - 11:00 Asymmetric activation of the dorsal habenulae correlates with larval recovery from electric shock. **Erik Duboué**.

Z550 - 11:15 Linking function to cell type in the optic flow responsive circuit in zebrafish larva. **Anna Kramer**.

Z551 - 11:30 A forward genetic screen identifies the G-protein coupled calcium receptor CaSR as a regulator of simple decision-making. **Roshan Jain**.

Z552 - 11:45 Feeding state modulates behavioral choice and processing of prey stimuli in the zebrafish tectum. **Alessandro Filosa**.

Z553 - 12:00 Impact of circadian protein Period2 on glucocorticoid signaling and depression regulation. **Mingyong Wang**.

Z554 - 12:15 Visualizing Inhibitory Structural Synaptic Plasticity during Day and Night. **Idan Elbaz**.

Thursday, July 14 4:00 PM – 6:00 PM
Grand Ballroom 7A

Cardiac Development

Moderator:
Deborah Yelon, University of
California, San Diego

Theme: Development and
Morphogenesis

Z555 - 4:00 Identifying novel regulators of early cardiac development in zebrafish using single-cell mRNA-seq and ATAC-seq. **Xuefei Yuan**.

Z556 - 4:15 PDGF signaling directs cardiomyocyte movement toward the midline during heart tube assembly. **Deborah Yelon**.

Z557 - 4:30 Convergence of FGF and Nodal signals on the actin cytoskeleton controls cardiac cell migration in zebrafish. **Meagan Grant**.

Z558 - 4:45 Cardiomyocyte fusion in zebrafish. **Suphansa Sawamiphak**.

Z559 - 5:00 HDAC1 repression of retinoic acid-responsive genes promotes second heart field development. **Yuntao Charlie Song**.

Z560 - 5:15 Epigenetic control of zebrafish cardiogenesis by TET2/3. **Yahui Lan**.

Z561 - 5:30 Multicolor mapping of the cardiomyocyte proliferation dynamics that construct the atrium. **Matthew Foglia**.

Z562 - 5:45 Spatiotemporal regulation of cell size and nuclear content during regeneration of the epicardium. **Jingli Cao**.

Thursday, July 14 4:00 PM – 6:00 PM
Grand Ballroom 7B

NOTES

Gene Regulation and RNA Biology

Moderator:

Joan Heath, Walter and Eliza Hall
Institute of Medical Research,
Australia

Theme: Genomics and Gene
Regulation

Z563 - 4:00 The zebrafish embryo mRNA interactome reveals distinct roles for hnRNP A1 during the maternal to zygotic transition. **Karla Neugebauer**.

Z564 - 4:15 Clearance of maternal mRNAs via 3'-end uridylation in vertebrate embryos. **Hyeshik Chang**.

Z565 - 4:30 Testing the in vivo consequences of splicing and transcriptional crosstalk. **Adriana De La Garza**.

Z566 - 4:45 Longterm Regulation of Zebrafish Behavior by Maternal Rest/NRSF is Mediated by *snap25a/b*. **Howard Sirotkin**.

Z567 - 5:00 TFAP2A drives melanocyte gene expression in parallel with MITF. **Hannah Seberg**.

Z568 - 5:15 Tet-mediated DNA hydroxymethylation is required for retinal neurogenesis. **Pawat Serittrakul**.

Z569 - 5:30 Genomic dissection of conserved transcriptional regulation in intestinal epithelial cells. **Colin Lickwar**.

Z570 - 5:45 Constructing gene regulatory networks underlying fate specification of multipotent progenitors in the zebrafish neural crest. **Kleio Petratou**.

Thursday, July 14 7:45 PM – 9:45 PM
Grand Ballroom 7A

Neurobiology

Moderator:

Teresa Nicolson, Oregon Health & Science University

Theme: Neuroscience, Systems to Molecules

Z571 - 7:45 Emergence of Patterned Activity in the Developing Zebrafish Spinal Cord. **Yinan Wan**.

Z572 - 8:00 Automated 3D cellular-resolution phenotyping of whole zebrafish with in situ RNA probe libraries. **Yuelong Wu**.

Z573 - 8:15 A conserved role for Lef1-mediated Wnt signaling in hypothalamic neurogenesis and anxiety. **Yuanyuan Xie**.

Z574 - 8:30 Injury-induced *ctgfa* directs glial bridging and spinal cord regeneration in zebrafish. **Mayssa Mokalled**.

Z575 - 8:45 Light-dependent regulation of sleep/wake states by prokineticin 2 in zebrafish. **David Prober**.

Z576 - 9:00 A forward genetic screen identifies Huntingtin-interacting protein 14 as an *in vivo* regulator of zebrafish habituation learning. **Jessica Nelson**.

Z577 - 9:15 Larval zebrafish show individual left/right bias in movement direction during local light-search behavior. **Eric Horstick**.

Z578 - 9:30 Neuro-taxonomy: Towards a complete parts list of the zebrafish central nervous system. **Herwig Baier**.

Friday, July 15 8:00 AM – 9:30 AM
Grand Ballroom 7A

Models of Human Disease

Moderator:

James Amatruda, University of Texas Southwestern Medical Center

Theme: Disease Models and Aging

Z579 - 8:00 Identifying roles for Pbx factors in heart development and congenital heart defects using zebrafish genome engineering. **Lisa Maves**.

Z580 - 8:15 An essential splice site mutation in *flt1* protects against early-stage atherosclerosis in zebrafish larvae. **Marcel den Hoed**.

Z581 - 8:30 Mutations in COL22A1 cause a loss of vascular integrity that result in intracranial aneurysms. **Quynh Ton**.

Z582 - 8:45 Cure modeling human genetic skeletal muscle disorders. **Noriko Umemoto**.

Z583 - 9:00 *Fmrp* interacts with Adar and regulates RNA editing, synaptic density and locomotor activity in zebrafish. **Adi Shamay-Ramot**.

Z584 - 9:15 Pyruvate carboxylase functions in astrocytes to regulate habituation learning. **Marc Wolman**.

Friday, July 15 8:00 AM – 9:30 AM
Grand Ballroom 7B

NOTES

Evolution

Moderator:

James Lister, Virginia
Commonwealth University

Theme: Evolution and Quantitative
Biology

Z585 - 8:00 Introgression in Zebrafish and related species was mediated by genome structure. **Braedan McCluskey**.

Z586 - 8:15 Regulation of actinodin1 in embryonic fins via tissue-specific cis-acting regulatory elements: a potential mechanism for the loss of these genes during the fin-to-limb transition. **Robert Lalonde**.

Z587 - 8:30 The MITF family member *tfec* functions in zebrafish neural crest pigment cell fate diversification. **James Lister**.

Z588 - 8:45 Evolutionary Conservation of Tcf12 and Twist1 Function in Coronal Suture Development. **Camilla Teng**.

Z589 - 9:00 Fish synovial joints as new models for joint development and disease. **Joanna Smeeton**.

Z590 - 9:15 Cavefish evolution as a natural model for metabolic diseases. **Nicolas Rohner**.

Friday, July 15 10:00 AM – 12:00 PM
Grand Ballroom 1-2

Emerging Technologies – Imaging

Moderator:
Kristen Kwan, University of Utah

Theme: New Technology and
Resources

Z591 - 10:00 In toto imaging of osteoblast cell cycle dynamics in regenerating zebrafish scales. **Ben Cox**.

Z592 - 10:15 Plasticity & Robustness in Gastrulation: Siamese Zebrafish. **Antonio Ortiz**.

Z593 - 10:30 Spatiotemporal regulation of metalloprotease activity in DV patterning. **Francesca Tuazon**.

Z594 - 10:45 Automated approaches to sample handling and high-throughput behavioral screening of zebrafish. **Ravindra Peravali**.

Z595 - 11:00 Quantitative in vivo optical tomography of cancer progression and vasculature development in adult zebrafish. **Nicola Lockwood**.

Z596 - 11:15 Pancellular, whole-organism tissue microCT as a basis for organismal phenomics. **Keith Cheng**.

Z597 - 11:30 Automated Segmentation and Morphological Characterization of Neuronal Cell Nuclei in Synchrotron MicroCT Images of Whole Zebrafish. **Yifu Ding**.

Z598 - 11:45 Diverse structures and functions of pharyngeal teeth in teleost (zebrafish, medaka, carp, snowflake moray) live-imaged by synchrotron X-ray cinematography. **Kohei Hatta**.

Friday, July 15 10:00 AM – 12:00 PM
Grand Ballroom 7B

Signaling

Moderator:
Anming Meng, Tsinghua University, China

Theme: Disease Models and Aging

Z599 - 10:00 Calcium signalling mediated by *tmem33* is essential for endothelial tip cell function during angiogenesis in zebrafish. **Aaron Savage**.

Z600 - 10:15 Lgr6 Is a Wnt Target That Promotes Support Cell Proliferation in the Regenerating Lateral Line Neuromast. **Jonathan Kniss**.

Z601 - 10:30 In vivo ranking of RASopathy MEK1 variants using functional assays in zebrafish and *Drosophila*. **Granton Jindal**.

Z602 - 10:45 Hedgehog Signaling in Choroid Fissure Formation and Coloboma. **Hannah Gordon**.

Z603 - 11:00 The role of the Nkd EF-hand in modulating Wnt signaling outputs. **Autumn Marsden**.

Z604 - 11:15 Glycolysis meets Fgf signaling: The glycolytic enzyme PGK1 is required non-autonomously for Fgf-dependent specification of otic neurons in zebrafish. **Bruce Riley**.

Z605 - 11:30 Shh promotes direct interactions between epidermal cells and osteoblast progenitors to shape regenerated zebrafish bone. **Kryn Stankunas**.

Z606 - 11:45 A genetic mechanism to sense and respond to enhanced cellular sphingosine levels during development. **Todd Evans**.

Friday, July 15 10:00 AM – 12:00 PM
Grand Ballroom 7A

NOTES

Organogenesis (Mesoderm, Endoderm, Ectoderm)

Moderator:

Iain Drummond, MGH/Harvard
Medical School, MA

Theme: Development and
Morphogenesis

Z607 - 10:00 Developmental origin of muscle-associated fibroblasts. **Peng Huang**.

Z608 - 10:15 Hepatic nuclear receptor 4 alpha mediates microbial control of host gene expression in the zebrafish digestive tract. **James Davison**.

Z609 - 10:30 Deciphering the role of Isl1 in enteroendocrine cell differentiation. **Marianne Voz**.

Z610 - 10:45 Liver-enriched gene 1, a glycosylated secretory protein, binds to FGFR and mediates an anti-stress pathway to protect liver development in zebrafish. **Jinrong Peng**.

Z611 - 11:00 The Fatty Acid Chain Elongase, Elov1, Is Required for Kidney and Swim Bladder Development during Zebrafish Embryogenesis. **Sushil Bhandari**.

Z612 - 11:15 Wnt signaling is required for adult zebrafish kidney regeneration. **Caramai Kamei**.

Z613 - 11:30 Gain-of-function mutations of *mau/DrAqp3a* influence zebrafish pigment pattern formation through the tissue environment. **Anastasia Eskova**.

Z614 - 11:45 Evidence for ECM-Sema3d interactions controlling skeletal regeneration in the fin. **M. Kathryn Iovine**.

ZEBRAFISH PLENARY AND PLATFORM SESSIONS

Friday, July 15 4:00 PM – 6:00 PM
Grand Ballroom 7A

Highlighted Talks, Awards Ceremony and Community Meeting

Moderator:
Rebecca Burdine, Princeton University, NJ

Z615 - 4:00 Positional cloning of *cloche*, a gene that drives endothelial and hematopoietic lineage specification. **Didier Stainier**.

Z616 - 4:30 **Chi-Bin Chien Award Presentation:** Molecular asymmetry at electrical synapses – at the gap and beyond. **Adam Miller**.

Community Meeting

5:00 Conference Announcements.

5:15 Resource Center Presentations.

5:30 Open Community Discussion.

Friday, July 15 7:30 PM – 9:30 PM
Palms Ballroom Sago/Sabal/Royal

Development and Evolution Joint Plenary Session

Moderator: Jeannie Lee,
Massachusetts General Hospital and Harvard University, Cambridge, MA

7:30 **The Fred Kavli Foundation Distinguished Lecture:** Flexibility and variability in behavior at the gene-environment interface. **Cori Bargmann**.

8:00 Colinear Hox genes regulation in mammals. **Denis Duboule**.

8:30 Of mice, men and birds: meiotic recombination and its evolution. **Molly Przeworski**.

9:00 Fishing for the secrets of stickleback and human evolution. **David Kingsley**.

CROSS COMMUNITY WORKSHOPS

Saturday, July 16	8:0am – 10:00 am
Descriptions are in the Workshop section and in the app.	
Automated Tracking for Quantitative Phenotyping	Grand Ballroom 3
CRISPR-based Genome Engineering	Crystal Ballroom J2
Using CyVerse Cyberinfrastructure to Enable Data Intensive Research, Collaboration, and Education	Grand Ballroom 1
Model Organisms to Face Environmental Problems	Palms Ballroom Canary 1
Integrating Research and Teaching: Professional Development for Current and Future Faculty Members	St. Thomas
Informatics Resources to Aid the Genetic Dissection of Neural Circuitry	Palms Ballroom Canary 2
Everything you Wanted to Know about Sex	Palms Ballroom Sabal
modMetabolome: Model Organism Metabolomics Consortium Workshop	Grand Ballroom 8A
Feeding Behavior, Nutrition and Metabolism: Emerging Model Organisms	Palms Ballroom Royal
Functional Genomics for Conserved Gene Function Discovery	Crystal Ballroom J1
Cell Competition in Flies and Mice	Crystal Ballroom G1
Developmental Mechanics	Crystal Ballroom G2
Model Systems in Drug Discovery	Grand Ballroom 2
CRISPR/Cas9 - Techniques and applications in Fish, Flies, & Mice	Grand Ballroom 7A
Gene Function Discovery within the IMPC Resource	Crystal Ballroom C
Utilizing NCBI Databases for Model Organism Research	Grand Ballroom 12-14
Systems Genetics in Complex Populations	Crystal Ballroom A-B
An Introduction to Using Galaxy for Genetic Data Analysis	Grand Ballroom 11
The InterMOD Consortium: A common interface to model organism data	Crystal Ballroom N-Q

Saturday, July 16 1:45 PM – 3:45 PM
Grand Ballroom 7A

Neural Development and Regeneration

Moderator:

Yevgenya Grinblat, University of Wisconsin- Madison

Theme: Neuroscience, Systems to Molecules

Z617 - 1:45 Cell proliferation and differentiation are controlled by different Fgf downstream targets during sensory hair cell regeneration. **Mark Lush**.

Z618 - 2:00 Cilia genes play differing roles in hair cells. **Tamara Stawicki**.

Z619 - 2:15 The Agrin receptor Lrp4 promotes peripheral nerve regeneration through a novel, MuSK-independent pathway. **Katherine Gribble**.

Z620 - 2:30 *pregnancy-associated plasma protein-aa (pappaa)* mediates the development and function of distinct retinal circuits. **Andrew Miller**.

Z621 - 2:45 CachD1 is a novel type I transmembrane protein that regulates the development of habenular asymmetry in zebrafish. **Ana Faro**.

Z622 - 3:00 New pathways required for zebrafish brain Left-Right asymmetry and bilateral symmetry. **Michael Rebagliati**.

Z623 - 3:15 Roundabout2 and exotosin-like 3 promote target specific peripheral nerve regeneration *in vivo*. **Patricia Murphy**.

Z624 - 3:30 MECP2-IGF1 signaling determines how neural circuits interpret sensory information. **Nicholas Santistevan**.

Saturday, July 16 1:45 PM – 3:45 PM
Grand Ballroom 7B

Cancer

Moderator:

Len Zon, Harvard Medical School, MA

Theme: Intracellular Dynamics

Z625 - 1:45 Selenoprotein H is an essential regulator of redox homeostasis that cooperates with p53 in development and tumorigenesis. **Andrew Cox**.

Z626 - 2:00 Single-cell imaging of normal and malignant cell engraftment into optically clear immune deficient zebrafish. **Qin Tang**.

Z627 - 2:15 Dynamics of innate immunity guided tumor cell motility *in vivo*. **Minna Roh-Johnson**.

Z628 - 2:30 *tp53*-Deficient Zebrafish Models of Malignant Nerve Sheath Tumor, Leukemia, Angiosarcoma, Rhabdomyosarcoma, and Germ Cell Tumors. **Myron Ignatius**.

Z629 - 2:45 Investigating novel non-oncogene targets for cancer therapies. **Joan Heath**.

Z630 - 3:00 Chemical genetic approach identifies role of proton sensing GPR68 in modulation of migration in melanoma. **Charles Williams**.

Z631 - 3:15 Zebrafish Pediatric Brain Tumor Modeling for Pre-clinical Drug Screening. **Rodney Stewart**.

Z632 - 3:30 Dissecting the mechanism of oncogenic glutamate receptor signaling in melanocytes and melanoma. **Ana Neto**.

Saturday, July 16 4:00 PM – 6:00 PM
Grand Ballroom 7A

NOTES

Models of Human Disease

Moderator:

Liz Patton, Inst for Genetics and
Molecular Medicine, UK

Theme: Disease Models and Aging

Z633 - 4:00 GDF6-induced BMP signaling promotes melanoma progression by reawakening a pro-survival neural crest identity. **Craig Ceol**.

Z634 - 4:15 Humanising the zebrafish liver shifts metabolic profiles, improves pharmacokinetics of CYP3A4 substrates and couples with development of fluorescent screening biomarkers. **Tom Carney**.

Z635 - 4:30 Missing heritability for orofacial clefting identified through dissection of the gene regulatory network governing zebrafish periderm differentiation. **Robert Cornell**.

Z636 - 4:45 Linking cilia motility and cerebrospinal fluid flow to the etiopathogenesis of adolescent idiopathic scoliosis. **Daniel Grimes**.

Z637 - 5:00 Macrophage epithelial reprogramming underlies mycobacterial granuloma formation and promotes infection. **Mark Cronan**.

Z638 - 5:15 Metabolic stress induces Ripk3- and macrophage-dependent β -cell death in a zebrafish model of insulin resistance. **Wenbiao Chen**.

Z639 - 5:30 Genetically encoded apolipoprotein reporters illuminate lipoprotein dynamics in the larval zebrafish. **Steven Farber**.

Z640 - 5:45 Estrogens Suppress a Behavioral Phenotype in Zebrafish Mutants of the Autism Risk Gene, CNTNAP2. **Ellen Hoffman**.

Saturday, July 16 7:30 PM – 9:30 PM
Grand Ballroom 7B

Haematopoiesis and Vascular Biology

Moderator:
Jill de Jong, The University of Chicago, IL

Theme: Development and Morphogenesis

Z641 - 7:30 Macrophage-mediated thrombus dissolution is rate limiting during vascular repair. **Hilary Clay**.

Z642 - 7:45 A story in translation: Phosphoinositide signaling and angiogenesis. **Brant Weinstein**.

Z643 - 8:00 LSD1-dependent shutdown of *etv2* promotes hematopoietic differentiation in hemangioblasts. **Makoto Kobayashi**.

Z644 - 8:15 Growth Differentiation Factor 6 (GDF6) promotes vascular quiescence by maintaining stable endothelial cell adherens junctions. **Shlomo Krispin**.

Z645 - 8:30 Embryonic hematopoiesis in vertebrate somites gives rise to definitive hematopoietic stem cells. **Anming Meng**.

Z646 - 8:45 RUNX1-independent development of HSC and definitive hematopoiesis in zebrafish. **Pu Liu**.

Z647 - 9:00 TopBP1 Governs Hematopoietic Stem/Progenitor Cells Survival in Zebrafish Definitive Hematopoiesis. **Weijun Pan**.

Z648 - 9:15 Structural basis of endothelial Adgra2/Reck complex activity during Wnt7-dependent brain angiogenesis and blood-brain barrier formation in zebrafish. **Naguissa Bostaille**.

Saturday, July 16 7:30 PM – 9:30 PM
Grand Ballroom 7A

Cell Biology and Polarity

Moderator:
Ashley Bruce, University of Toronto, Canada

Theme: Intracellular Dynamics

Z649 - 7:30 Microtubule-actin crosslinking factor (Macf1) Function in Oocyte Polarity and Nuclear Positioning. **Matias Escobar-Aguirre**.

Z650 - 7:45 Actr10, a component of the dynactin complex, regulates retrograde mitochondrial transport in axons. **Catherine Drerup**.

Z651 - 8:00 Apoptotic cartilage remodeling requires Kinesin I. **Adrian Santos**.

Z652 - 8:15 Protocadherin18a organizes notochord formation by regulating E-cadherin-mediated cell migration. **Bernadett Bösze**.

Z653 - 8:30 RGMa/Neogenin signaling promotes neural convergence by enhancing cell polarity and organizing microtubules. **Sharlene Brown**.

Z654 - 8:45 Hippo signaling regulates ventricle morphogenesis via Taz-dependent activation of Wnt and Notch signaling. **Lyndsay Selland**.

Z655 - 9:00 The Joubert syndrome protein INPP5E controls ciliogenesis by regulating phosphoinositides at the apical membrane. **Ying Cao**.

Z656 - 9:15 An unexpected influence of the extracellular matrix on cilia function in zebrafish. **Ellen LeMosy**.

Sunday, July 17 8:00 AM – 10:00 AM
Grand Ballroom 7A

Genome Editing

Moderators:

Bettina Schmid, DZNE, Munich, Germany, and
Darius Balciunas, Temple University, PA

Theme: New Technology and Resources

Z657 - 8:00 A high-throughput workflow for CRISPR/Cas9 mediated targeted mutagenesis to model human disease genes in zebrafish . **Gaurav Varshney**.

Z658 - 8:15 Resource Construction at the China Zebrafish Resource Center. **Yong-Hua Sun**.

Z659 - 8:30 Phenome-scale screen defines post-embryonic gene function during the zebrafish larval-to-adult transition. **Ricardo Fuentes**.

Z660 - 8:45 Precise editing of the zebrafish genome by homologous recombination made simple and efficient. **Kazuyuki Hoshijima**.

9:00 Workshop and Roundtable.

Sunday, July 17 10:30 AM – 12:30 PM
Palms Ballroom Sago/Sabal/Royal

Technology and its Application Joint Plenary Session

Moderator: Phil Hieter, University of British Columbia, Vancouver, Canada

10:30 The gut microbiota and childhood undernutrition: looking at human development from a microbial perspective. **Jeffrey Gordon**.

11:00 Synthesis of the yeast genome and beyond. **Jef Boeke**.

11:30 Tomorrow's Table: Organic Farming, Genetics and the Future of Food. **Pamela Ronald**.

12:00 CRISPR-Cas Genome Engineering: Biology, Technology and Ethics. **Jennifer Doudna**. (Pre-recorded talk)

Poster Sessions

All posters and exhibits will be in the Cypress Ballroom. The Hall will be open to conference registrants on a 24 hour basis beginning at 5:00 pm, Wednesday, July 13 until 12:00 noon, Saturday, July 16. Security will be posted at the entrance to the Hall and only individuals with the official TAGC registration badge will be admitted.

Authors are expected to present at their boards according to the following schedule:

Thursday, July 14	1:30 pm – 2:30 pm	Even-numbered posters
	2:30 pm – 3:30 pm	Odd-numbered posters
Friday, July 15	1:30 pm – 2:10 pm	“A” posters
	2:10 pm – 2:50 pm	“B” posters
	2:50 pm – 3:30 pm	“C” posters
Saturday, July 16	10:00 am – 11:00 am	Odd-numbered posters
	11:00 am – 12:00 pm	Even-numbered posters

Poster presentations have four digit numbers preceded by their community letter and followed by an "A", "B" or "C".

Example:

Y3197A - is for the **Yeast** Genetics Meeting, poster #3197 and in addition to presenting on Thursday and Saturday will present, 1:30 - 2:10 on Friday.

Legend:

W = *C. elegans*

P = PEQG

C = Ciliates

Y = Yeast

D = *Drosophila*

Z = Zebrafish

M = Mouse

Exhibit representatives will be at their booths during the following hours:

Wednesday, July 13	9:00 pm – 11:00 pm
Thursday, July 14	8:00 am – 4:00 pm
Friday, July 15	8:00 am – 4:30 pm
Saturday, July 16	8:00 am – 12:00 noon

***C. elegans* DEVELOPMENT, CELL BIOLOGY AND GENE EXPRESSION MEETING**



Posters

Meiosis, Germ Line Development and

- Sex Determination W4001A-W4035B**
- Cell Cycle, Cell Division, Cytokinesis..... W4036C-W4043A**
- Cell Polarity and Cell Fate..... W4044B-W4061A**
- Aging and Cell Death W4062B-W4087C**
- Cell Patterning and Morphogenesis.....W4088A-W4109A**
- Genomics, Gene Regulation and
Technology W4110B- W4154A**
- RNAi, microRNAs, and
Developmental Timing W4155B-W4164B**
- Intracellular Organelles, Trafficking
and the Cytoskeleton W4165C-W4189C**

Meiosis, Germ Line Development, and Sex Determination

W4001A Unearthing Aneuploidy: A Study of the Influence of Double Strand Breaks on Oocytes in *Caenorhabditis elegans*. **Fabiola Balmir**.

W4002B New complexities in ATM/ATR regulation in meiosis. **Wei Li**.

W4003C NuRD Chromatin Remodelers Block Checkpoint Activation in the *C. elegans* Germ Line. **Solomon Sloat**.

W4004A NuRD paralogs CHD-3/LET-418 promote meiotic double-stranded break repair in *C. elegans*. **Carolyn Turcotte**.

W4005B SMRC-1, a putative annealing helicase, links chromatin regulation and DNA repair in the *C. elegans* germ line. **Bing Yang**.

W4006C Sex pheromones of *C. elegans* males potentiate the female reproductive system. **Erin Aprison**.

W4007A Identifying a role for ETR-1 in *C. elegans* reproduction and germ line apoptosis. **Ruby Boateng**.

W4008B Developmental consequences of the inappropriate transgenerational inheritance of histone methylation in *spr-5;met-2* mutant worms. **Brandon Carpenter**.

W4009C SAMP-1 Regulates Chromosome Segregation in *C. elegans* Spermatogenesis. **Alison Deshong**.

W4010A Sex specific differences in *C. elegans* meiosis. **Sara Fielder**.

W4011B Identification of Genes that Regulate the Activation of *C. elegans* Sperm. **Abigail Greer**.

W4012C Maternal diet influences intergenerational phenotypic plasticity affecting progeny size and starvation resistance. **Jon Hibshman**.

W4013A TGF β and prostaglandin synthesis in *C. elegans*: linking environmental cues to sperm motility function. **Muhan Hu**.

W4014B Characterization and identification of new genes required for sperm activation in *C. elegans*. **Amber Krauchunas**.

W4015C A calcineurin-interacting protein regulates ovulation and male mating in *C. elegans*. **Sun-Kyung Lee**.

W4016A Identification and Characterization of Genes Essential for *C. Elegans* Sperm Guidance. **Shara Legg**.

W4017B PP1 α phosphatase GSP-2 regulates meiotic chromosome segregation during spermatogenesis in *C. elegans*. **Yi-Hsiu Lin**.

W4018C PAM-1, the *C. elegans* ortholog of the puromycin sensitive aminopeptidase, and autophagy pathways genetically collaborate to regulate gametogenesis. **Ashley Munie**.

W4019A Screening of compounds that can dissect the *C. elegans* spermiogenesis pathway. **Hitoshi Nishimura**.

W4020B A role for sperm-gonad signaling in competition for reproductive success. **Gillian Stanfield**.

W4021C Are all hermaphroditic nematodes like *C. elegans*? Lessons from *Rhabditis* hermaphroditic nematodes that produce sperm and oocytes simultaneously. **Xiaoxue Lin**.

W4022A Characterization of the germline stem cell niche in *C. elegans* males. **Sarah Crittenden**.

W4023B Molecular and genetic analysis of the *ego-3* gene reveals a critical role for HSP90 in GLP-1/Notch signaling in the *C. elegans* germline. **James Lissemore**.

W4024C Investigating the remodeling of *C. elegans* primordial germ cells into germline stem cells. **Chelsea Maniscalco**.

W4025A Regulation of germline stem cell maintenance by S6-Kinase in *C. elegans*. **Debasmita Roy**.

W4026B GLD-1, FOG-2, and the Emergence of Self-fertility in *C. elegans*. **Eric Haag**.

W4027C Novel regulation of *C. briggsae* spermatogenesis. **Katharine Pelletier**.

W4028A TGF β and insulin-like signaling mediate the feeding state-dependent expression of the food chemoreceptor ODR-10 in *C. elegans* males. **Emily Wexler**.

W4029B PUP-1/CDE-1 and PUP-2 poly(U) polymerases function redundantly in germline development in *C. elegans*. **Yini Li**.

W4030C Analysis of germ cell proliferation and germline histone dynamics in *C. elegans*. **Simona Rosu**.

W4031A Epigenetic Contributions to Homolog Recognition in Meiosis. **Christine Doronio**.

The letter preceding the number is the community. A, B, C after the number is presentation time. W – *C. elegans*, C – Ciliates, D – *Drosophila*, M – Mouse, P – PEQG, Y – Yeast, Z – Zebrafish

W4032B Cortical microtubule dynamics in *C. elegans* oocytes. **Chien-Hui Chuang**.

W4033C Investigating Oocyte Meiotic Spindle Assembly and Bipolarity in *C. elegans*. **Aleesa Schlientz**.

W4034A Analysis of DLC-1 mediated regulation of the tumor suppressor protein GLD-1. **Ekaterina Voronina**.

W4035B Ubiquitin Conjugating Enzymes required for Ubiquitination of Paternal Organelles during post fertilization events. **Paola Molina**.

Cell Cycle, Cell Division, Cytokinesis

W4036C Elucidating the Role of Securin in Regulating Separase during Cortical Granule Exocytosis. **Christopher Turpin**.

W4037A The Protease Activity of Separase Is Required for Both Chromosome Segregation and Membrane Trafficking During Anaphase. **Xiaofei Bai**.

W4038B A Potential Role for Midbodies in Developing Tissues of *C. elegans*. **Joshua Bembenek**.

W4039C TPXL-1 mediates aster-based clearing of contractile ring proteins from the cell poles during cytokinesis. **Esther Zanin**.

W4040A *t3421*, a novel mutation required for bipolar spindle assembly in the one-cell stage *C. elegans* embryo. **Tamara Mikeladze-Dvali**.

W4041B Polo-like kinase 1 is required for nuclear envelope breakdown and parental chromosome mixing during *Caenorhabditis elegans* early embryonic divisions. **Mohammad Rahman**.

W4042C Microtubule glutamylation is dispensable for *C. elegans* viability. **Katherine Badecker**.

W4043A The Power of One: A single wild type chromosome pair promotes chromosome partition in the first spermatocyte division of meiotic mutants. **Katherine Rivera Gomez**.

Cell Polarity, and Cell Fate

W4044B Asymmetric positioning of organelles during epithelial cell polarization. **James Brandt**.

W4045C SLO BK K⁺ channels couple gap junctions to inhibition of Ca²⁺ signaling in olfactory neuron diversification. **Amel Alqadah**.

W4046A Identifying factors that interact with PAX-3, a Paired-box protein involved in hypodermal cell fate specification in *C. elegans*. **Margarita Correa-Mendez**

W4047B Forward genetic screens for TLD mutants with defective localization of the TIR-1 Ca²⁺ signaling scaffold protein in left-right neuronal asymmetry. **Yi-Wen Hsieh**.

W4048C Investigation into the Regulatory Dynamics of LIN-1 and LIN-31, Transcription Factors Involved in *C. elegans* Cell Fate Specification. **Robert Kousnetsov**.

W4049A The histone chaperone RBA-1 is critical for *C. elegans* postembryonic mesoderm development. **Jun Liu**.

W4050B SWI/SNF chromatin remodeling complexes interact with *hnd-1* and *let-381* to regulate the SGP/hmc cell fate decision. **Laura Mathies**.

W4051C Genetic Control of the Maintenance of the AIA Cell Fate. **Joshua Saul**.

W4052A Dissecting the roles of the zinc finger transcription factor SEM-4/SALL in distinct cell fate specification programs in the *C. elegans* postembryonic mesoderm. **Qinfang Shen**.

W4053B Identification of a novel Ral signal transduction cascade in *C. elegans* 2nd vulval fate patterning. **Hanna Shin**.

W4054C BAR-1 and CCAR-1 cooperate to properly position a subset of motor neurons along the AP axis. **Jeffrey Hung**.

W4055A Centrosome-cortical contact duration affects anterior-posterior polarity in the one-cell *C. elegans* embryo. **Dominique Saturno**.

W4056B Suppressor screening to identify new regulators of anterior-posterior axis establishment in *Caenorhabditis elegans*. **Emily Schleicher**.

W4057C Development of Quantitative Imaging Toolkit to Monitor the Process of Symmetry Breaking. **Peng Zhao**.

W4058A Developmental and cancer cell invasion share regulatory pathway components. **Evelyn Lattmann**.

W4059B A promoter element in the *C. elegans nhr-67 tailless* gene mediates *hlh-2/daughterless* regulation of anchor cell differentiation and uterine organogenesis. **Caroline Berman**.

The letter preceding the number is the community. A, B, C after the number is presentation time. W – *C. elegans*, C – Ciliates, D – *Drosophila*, M – Mouse, P – PEQG, Y – Yeast, Z – Zebrafish

W4060C The *fax-1* nuclear receptor of *C. elegans* functions in gonad development. **Sydney Saltzman**.

W4061A The role of sumoylation in cell invasion. **Aleksandra Fergin**.

Aging and Cell Death

W4062B Study of antipsychotics-induced side effects in *C. elegans*. **Maria Carretero**.

W4063C Arecoline improves age-dependent motor functional decline and extends lifespan by activating GAR-2 receptor in motor neuron in *C. elegans*. **Yen-Chieh Chen**.

W4064A S-adenosylmethionine synthetase-5, SAMS-5, in the regulation of longevity in *C. elegans*. **Tsui-Ting Ching**.

W4065B Investigating the role of intestinal cell-to-cell communication in longevity in *C. elegans*. **Calista Diehl**.

W4066C *Bacillus subtilis* and *Caenorhabditis elegans* are good friends. **Veronica Donato**.

W4067A Elucidating drivers of proteostasis decline by targeting age-related accumulation of insoluble protein. **Kathleen Dumas**.

W4068B Investigation of medicinal and therapeutic effects of boronic acid compounds in an Alzheimer's Disease model of *Caenorhabditis elegans*. **Denise Flaherty**.

W4069C Neuronal HSF-1 cell non-autonomously regulates intestinal DAF-16 functions and longevity in *C. elegans*. **JiYuen Kim**.

W4070A The Spinal Muscular Atrophy Network (SMA) Regulates Insulin Signaling in Response to High-Glucose Diet in *C. elegans*. **Maegan Neilson**.

W4071B PROtein FEeding in CElegans (PROFECE) a new method to study gut-microbiota interaction during neuro/muscular development. **Frederic Pio**.

W4072C The role of Ca^{2+} permeability and Na^+ conductance in cellular toxicity caused by hyperactive DEG/ENaC channels. **Cristina Matthewman**.

W4073A Knock-out of *C. elegans* sirtuin *sir-2.3* protects neurons from death. **Rachele Sangaletti**.

W4074B The effect of sesame lignans on amyloid-beta toxicity in *Caenorhabditis elegans* model of Alzheimer's disease. **Roongpetch Keowkase**.

W4075C Nematode disease model of Niemann-Pick C yields pharmacological bypass suppressors. **Ethan Perlstein**.

W4076A Characterizing the role of *swip-10* in the glutamatergic regulation of *C. elegans* dopamine neuron morphology. **Chelsea Snarrenberg**.

W4077B Functional analysis of VPS41-mediated protection from β -Amyloid cytotoxicity. **Edward Griffin**.

W4078C Sexually antagonistic male signals manipulate germline and soma of *C. elegans* hermaphrodites. **Ilya Ruvinsky**.

W4079A Characterization of a CRISPR/Cas9 Mediated *C. elegans* HSF-1 Model Reveals a Complex Oxidative Response and Novel Oocyte Expression. **Andrew Deonarine**.

W4080B Identifying Intrinsic Modulators of Neuronal Resilience in the *C. elegans* Dopaminergic System. **Anthony Gaeta**.

W4081C Investigating DNA damage response pathways after exposure to various heavy metals in *C. elegans*. **Julie Hall**.

W4082A Functional regulation of the DAF-16 by CBP-1-dependent acetylation in response to multiple stressors. **Ao-Lin Hsu**.

W4083B Environmental stresses induce transgenerationally inheritable survival advantages via germline-to-soma communications. **Saya Kishimoto**.

W4084C The *C. elegans* mitochondrial unfolded response induces dopaminergic neurodegeneration under prolonged cell-autonomous over-activation. **Bryan Martinez**.

W4085A Chromatin remodeling proteins influence the Heat Shock Response in *Caenorhabditis elegans*. **Mark Noble**.

W4086B Determining the Role of DBL-1 TGF- β Signaling in the Response to Potential Therapeutic Compounds in the *C. elegans* Model System. **Geethanjali Ravindranathan**.

W4087C Interaction of telomerase deficiency with stress response pathways. **Maya Spichal**.

The letter preceding the number is the community. A, B, C after the number is presentation time. W – *C. elegans*, C – Ciliates, D – *Drosophila*, M – Mouse, P – PEQG, Y – Yeast, Z – Zebrafish

Cell Patterning and Morphogenesis

W4088A In vivo mechanisms of epithelial junction formation. **Jose Montoyo-Rosario**.

W4089B Non-autonomous roles of posterior *Hox* genes and SPON-1/F-Spondin in Q descendant migration. **Matthew Josephson**.

W4090C Analyzing phosphorylation of LIN-31, a transcription factor involved in *C. elegans* cell fate specification. **Hannah Kortbawi**.

W4091A *C. elegans* immunoglobulin superfamily members, *syg-2* and *syg-1*, genetically interact with *mig-5/dishvelled* to control anteroposterior neurite growth of GABAergic motor neurons. **Dana Tucker**.

W4092B A RhoGAP responds to axonal guidance signals to regulate actin nucleation during *C. elegans* morphogenesis. **Andre Wallace**.

W4093C Using *C. elegans* PVD Neurons to Functionally Validate Neuropsychiatric Risk Genes. **Cristina Aguirre-Chen**.

W4094A Impact of endocrine signaling on dendrite morphology during development. **Claire Richardson**.

W4095B Genetic suppression of basement membrane defects by altered function of the Myotactin/LET-805 receptor. **Jennifer Gotenstein**.

W4096C A regulatory genetic network in *C. elegans* embryos contributes to epidermal structural integrity during development. **Melissa Kelley**.

W4097A Axon guidance of the posterior lateral microtubule in *C. elegans* through VAB-1 activation by EFN-1. **Evelyn Popiel**.

W4098B Neurons and glia cooperate in assembly of the embryonic *C. elegans* nerve ring. **Georgia Rapti**.

W4099C Novel reinforcement of Ras signaling by Rap1 in *C. elegans* vulval patterning. **Neal Rasmussen**.

W4100A Mechanosensing during *C. elegans* embryogenesis: Hunting for a putative mechanosensor. **Shashi Kumar Suman**.

W4101B A Genetic Screen for Temperature-Sensitive, Morphogenesis Defective Mutants in *C. elegans*. **Molly Jud**.

W4102C Male Specific Neurogenesis Depends on the Sexual State of the Seam in *C. elegans*. **Noah Reger**.

W4103A Scaffolding Cells and Associated Molecular Factors in *C. elegans* Nerve Ring Development. **Kris Barnes**.

W4104B Dissecting *paired-box* and *odd-skipped* transcriptional networks. **Amy Groth**.

W4105C The Transcription Factors LIN-31 and LIN-1 Play a Role in *C. elegans* Vulval Morphogenesis. **Leilani Miller**.

W4106A Protein phosphatase 2A is crucial for muscle organization in *C. elegans*. **Hiroshi Qadota**.

W4107B CRISPR/CAS-9 mediated engineering of the *lin-3 egf* locus enables the analysis of tissue-specific functions. **Silvan Spiri**.

W4108C Unearthing the cues to tissue identity within the gonadal sheath. **Laura Vallier**.

W4109A RNAi-based screens identify tube morphogenesis genes in the *C. elegans* spermatheca. **Md. Asaduzzaman Khan**.

Genomics, Gene Regulation and Technology

W4110B Developing an assay for high throughput detection of dauer larvae in *C. elegans*. **Maxwell Colonna**.

W4111C A developmental map of accessible chromatin in *C. elegans*. **YAN DONG**.

W4112A CEC-4 reads histone H3K9 methylation to promote heterochromatin organization. **Jennifer Harr**.

W4113B In search of *C. elegans* histone H3 lysine 27 methylation (H3K27me) 'readers'. **Arneet Saltzman**.

W4114C TGF- β signaling promotes competence for sleep in *C. elegans*. **Desiree Goetting**.

W4115A Optogenetics of gene regulation in *C. elegans*. **Arielle Lam**.

W4116B Modeling Craniofacial Diseases in *C. elegans*. **Aditi Chandra**.

W4117C Genome engineering with the CRISPR/Cas9 system in *C. elegans*. **Daniel Dickinson**.

W4118A Recombineering in *C. elegans*: genome editing using in vivo assembly of linear DNAs. **Alexandre Paix**.

The letter preceding the number is the community. A, B, C after the number is presentation time. W – *C. elegans*, C – Ciliates, D – *Drosophila*, M – Mouse, P – PEQG, Y – Yeast, Z – Zebrafish

- W4119B** Digital resources for high-throughput analysis of 3D spatial and temporal cell division dynamics in early embryos. **Koji Kyoda.**
- W4120C** SSBD: an open database of quantitative data and microscopy images of biological dynamics. **Yukako Tohsato.**
- W4121A** Unused program number
- W4122B** Calcium imaging of a dopamine-regulated chemosensory circuit in *Caenorhabditis elegans*. **Cory Kunkel.**
- W4123C** Differential Gene Expression within a Single Sex-Specific Class of *Caenorhabditis elegans* Neurons. **Douglas Reilly.**
- W4124A** High throughput chemical genomics in *C. elegans* to screen for novel bioactives and their targets. **Hala Zahreddine Fahs.**
- W4125B** Ribosomal DNA copy number as an unexplored potential source of heritable phenotypic variation. **Elizabeth Morton.**
- W4126C** Textpresso: mining full text for efficiently obtaining information from the biological literature. **Paul Sternberg.**
- W4127A** Metabolomics meets genomics in *Pristionchus pacificus*: A highly specific esterase is involved in the synthesis of dauer inducing small molecules. **Jan Meyer.**
- W4128B** *Caenorhabditis* sp. 34 is a sister species to *C. elegans* with marked differences in morphology and ecology. **Asako Sugimoto.**
- W4129C** Large-scale genetic interaction maps for *C. elegans* embryonic development. **Patricia Cipriani.**
- W4130A** Truncation of the RUNX transcription factor RNT-1 disrupts dopaminergic signaling in *Caenorhabditis elegans*. **Sarah Robinson.**
- W4131B** Genome-wide mapping in *C. elegans* using a bulk segregant approach. **Eyal Ben-David.**
- W4132C** Rational design of protein coding sequences that evade piRNA-mediated germline silencing. **Daniel Dickinson.**
- W4133A** High-resolution microfluidic imaging platform for high-throughput drug discovery using *C. elegans* disease model. **Sudip Mondal.**
- W4134B** Pilot study to map the *Caenorhabditis elegans* metabolome to its genome. **Tyler Carter.**
- W4135C** Development of systems biology in *Caenorhabditis elegans*. **Arthur Edison.**
- W4136A** Metabolomics of developmental stages of *Caenorhabditis elegans* using mixed populations. **Francesca Ponce.**
- W4137B** The EAT-2 and GAR-3 acetylcholine receptors have distinct effects on pharyngeal muscle peristalsis. **Alena Kozlova.**
- W4138C** Identification of genetic variation in *Caenorhabditis elegans* bleomycin sensitivity. **Shannon Brady.**
- W4139A** Genetic and molecular tools for *Caenorhabditis* sp. 34, a sister species of *C. elegans* with a larger body size. **Kenji Tsuyama.**
- W4140B** Neurologic and Genetic Analysis of *Ginkgo biloba* Extract Effects in *Caenorhabditis elegans*. **Heather Cathcart.**
- W4141C** Evaluation of single-cell RNA sequencing measurements for use in developmental lineage reconstruction. **Hannah Dueck.**
- W4142A** Chromosomal context influences X chromosome targeting by the *C. elegans* Dosage Compensation Complex. **Sarah Albritton.**
- W4143B** Identification of *lin-35* (Rb) suppressors. **Cynthia Becker.**
- W4144C** Mutagenesis of GATA motifs controlling the endoderm regulator *elt-2* reveals distinct dominant and secondary *cis*-regulatory elements. **Lawrence Du.**
- W4145A** Direct and positive regulation of *bed-3* by BLMP-1 in *C. elegans*. **Hei Tung Fong.**
- W4146B** Cellular proteomes drive tissue-specific regulation of the heat shock response. **Eric Guisbert.**
- W4147C** A sexually dimorphic transcriptional switch integrates information about microbial environment and nutritional state to regulate exploratory behavior of *C. elegans*. **Zoe Hilbert.**
- W4148A** Dynamic trans-splicing in *C. elegans*. **Marija Jovanovic.**
- W4149B** Hox proteins generate neuronal diversity by regulating the transcriptional output of a single terminal selector gene. **Paschalis Kratsios.**
- W4150C** X-box promoter motif searches: from *C. elegans* to humans to novel candidate ciliopathies. **Gilbert Lauter.**

The letter preceding the number is the community. A, B, C after the number is presentation time. W – *C. elegans*, C – Ciliates, D – Drosophila, M – Mouse, P – PEQG, Y – Yeast, Z – Zebrafish

W4151A *Caenorhabditis elegans* BMP Transcriptional Program Implicates Collagen Remodeling in Body Size Regulation. **Uday Madaan.**

W4152B Activation and Repression of Target Gene Expression in Neurons by the *C. elegans* RFX Transcription Factor, DAF-19. **Katherine Mueller.**

W4153C Regulation of anterior lineage genes in *C. elegans* embryogenesis. **Jonathan Rumley.**

W4154A Transcriptomic Analysis of *C. elegans* transgenic animals overexpressing human alpha-synuclein (A53T): Comparison to genes regulated in human Parkinson's Disease brain tissues. **Chenyin Wang.**

RNAi, microRNAs, and Developmental Timing

W4155B Overlapping microRNA networks during nematode development. **Aurora Kerscher.**

W4156C Identification of microRNAs that regulate ovulation in *C. elegans*. **Katherine Maniates.**

W4157A Investigating the role of KIN-20 in microRNA biogenesis, LIN-42 regulation and developmental timing. **Christiane Olivero.**

W4158B A conserved yet uncharacterized RNA binding protein modulates microRNA activity during *C. elegans* development. **Anna Zinovyeva.**

W4159C Using *C. elegans* cuticle collagen genes to dissect temporal regulation of gene expression during development. **Patricia Abete Luzi.**

W4160A Role of nuclear Argonaute proteins in the inheritance of acquired stress resistance in *C. elegans*. **Emiko Okabe.**

W4161B The effects of different food types on the reproductive physiology of *C. elegans*. **Shashwat Mishra.**

W4162C Fluorescent beads are a versatile tool for staging *C. elegans* in different life histories. **Liberta Nika.**

W4163A Sex-specific maturation of the *C. elegans* nervous system. **Hannah Steinert.**

W4164B FAX-1 and UNC-42 transcription factors regulate developmental arrest in *C. elegans*. **Bruce Wightman.**

Intracellular Organelles, Trafficking, and the Cytoskeleton

W4165C Dystrophin interactors in worms and flies. **Kevin Edwards.**

W4166A Comparative genomics reveals novel genes associated with sensory cilia. **Brian Piasecki.**

W4167B Coordinating microtubule organization with cell cycle state. **Maria Sallee.**

W4168C Mechanisms of SYS-1/ β -catenin centrosomal localization in early embryonic blastomeres. **Josh Thompson.**

W4169A The effects of luteolin on the V-ATPase and the acidification of the FB-MOs in *C. elegans* sperm. **Melissa Henderson.**

W4170B The calponin family member CHDP-1 promotes membrane expansion and interacts with Rac/CED-10 to regulate protrusion formation. **Ying Guan.**

W4171C *Caenorhabditis elegans* extracellular matrix proteins regulate polycystin localization/activity and cilia integrity. **Deanna De Vore.**

W4172A Intermediate filaments EXC-2/IFC-2 and IFA-4 Maintain Tube Structure of the Excretory Canal of the nematode *C. elegans*. **Hikmat Al Hashimi.**

W4173B Genetic Analysis in NimA-Related Kinase Pathways in *C. elegans*. **David Fay.**

W4174C O-GlcNAc cycling and mitochondrial oxygen consumption. **Matthew Mahaffey.**

W4175A Male Chemosensory Pathways that Modulate Sperm Navigation Performance. **Hieu Hoang.**

W4176B Three conserved tetraspanin proteins positively modulate BMP signaling in *C. elegans*. **Zhiyu Liu.**

W4177C AMPK-related kinase UNC-82 has genetic and probable physical interactions with paramyosin. **NaTasha Schiller.**

W4178A A Tale of Two SNPs: Genetic Analysis of the Dopamine Transporter Structure and Function in DAT-1 Coding Variants Derived from the *C. elegans* Million Mutation Project. **Phyllis Freeman.**

W4179B The *Caenorhabditis elegans* excreted-secreted protein fraction is enriched in innate immunity related proteins. **Patricia Berninsone.**

The letter preceding the number is the community. A, B, C after the number is presentation time. W – *C. elegans*, C – Ciliates, D – *Drosophila*, M – Mouse, P – PEQG, Y – Yeast, Z – Zebrafish

W4180C Investigating the function of intestinal cell-cell communication in peptide secretion. **Lisa Learman.**

W4181A Understanding the secretion mechanism of VAPB/ALS8 MSP. **Hala Zein-Sabatto.**

W4182B Identification of Conserved MEL-28/ELYS Domains with Essential Roles in Nuclear Assembly and Chromosome Segregation. **Peter Askjaer.**

W4183C LIN-10 promotes LET-23 EGFR signalling independently of LIN-2 and LIN-7. **Kimberley Gauthier.**

W4184A Miro and dynein localize mitochondria in the intestine. **Takao Inoue.**

W4185B The liprin protein SYD-2 regulates synaptic vesicle localization in *C. elegans*. **Xia Li.**

W4186C In vivo function of the Kinesin-3 motor, KLP-4. **Jay Pieczynski.**

W4187A A Search for Novel Presynaptic Determinants of Dopamine Signaling in *C. elegans*. **Osama Refai.**

W4188B A *C. elegans* model for Human Antigen R. **Zhe Yang.**

W4189C A vesicle-intrinsically regulated pathway for apical polarity. **Nan Zhang.**

2016 CILIATE MOLECULAR BIOLOGY MEETING



Posters

Ciliate Genomics: Genome Structure and Organization	C7001A-C7002B
Programmed DNA Rearrangement.....	C7003C-C7006C
Chromatin Structure and Chromatin Modification	C7007A
RNA Metabolism and Non-Coding RNAs	C7008B-C7009C
Genome Stability and Dynamics	C7010A-C7013A
Evolution and Population Biology	C7014B-C7017B
Cell Biology, Morphogenesis, and Development.....	C7018C
Cell Motility: Cilia, Basal Bodies, and Tubulin	C7109A-C7021C
Ciliate Signaling Systems: Signal Transduction, Protein Secretion, and Trafficking	C7022A-C7203B

Ciliate Genomics: Genome Structure and Organization

C7001A Evolution of gene families in ciliates. **Olivia Pilling.**

C7002B Mapping and characterization of DNA replication origins in *Tetrahymena thermophila*. **Linying Zhang.**

Programmed DNA Rearrangement

C7003C Investigations into the Paramecium iesRNA pathway. **Sarah Allen.**

C7004A Multiple Layers of Nested Genes in the Complex Genome of *O. trifallax*. **Jasper Braun.**

C7005B Environmental temperature and its impact on the process of programmed DNA elimination in *Paramecium*. **Francesco Catania.**

C7006C Complex Rearrangements in the Highly Scrambled Genome of *O. trifallax*. **Lukas Nabergall.**

Chromatin Structure and Chromatin Modification

C7007A Identification and Characterization of the SIRT4/5 Homologs in *Tetrahymena thermophila*. **Emily Nischwitz.**

RNA Metabolism and Non-Coding RNAs

C7008B A nuclear RNAi-dependent *Polycomb* repression pathway is required for transcriptional silencing of transposable elements. **Lifang Feng.**

C7009C Regulation of *Tetrahymena* germline transcription in meiotic prophase by three novel proteins. **Miao Tian.**

Genome Stability and Dynamics

C7010A Cas9 localization in the binucleated ciliate *Tetrahymena thermophila*. **Kelsey Fryer.**

C7011B Epigenetic control of DNA replication revealed in *Tetrahymena thermophila* TXR1 knockout mutants. **Miguel Gonzales.**

C7012C *Gene expression in Paramecium as a*

response to DNA damage. **Rainey Stewart.**

C7013A Identification and Investigation of the Function of Rad23 in DNA Repair and Proteosomal Degradation in *Tetrahymena thermophila*. **Evan Wilson.**

Evolution and Population Biology

C7014B The investigation of *Caedibacter taeniospiralis* Reb-related genetic elements in paramecia using fluorescent and phylogenetic methodologies. **David Johnson.**

C7015C On the evolution of a family of cis-acting elements for programmed somatic chromosome fragmentation. **Eduardo Orias.**

C7016A Hemp seed extract enhances excystation and survival across genetically diverse ciliates. **Sujal Phadke.**

C7017B Phylogenetic framework of the systematically confused *Anteholosticha-Holosticha* complex (Ciliophora, Hypotricha) based on multigene analysis. **Xiaolu Zhao.**

Cell Biology, Morphogenesis, and Development

C7018C Genetic analysis of the molecular properties underlying centriole stability. **Nicole DeVaul.**

Cell Motility: Cilia, Basal Bodies, and Tubulin

C7019A Characterization of the Striated Rootlet Proteins of the *Paramecium* Basal Body. **Ashikun Nabi.**

C7020B A NIMA-related kinase CNK4 regulates ciliary stability and length. **Junmin Pan.**

C7021C Plasma Membrane Calcium ATPase Regulates Ciliary Calcium in *Paramecium tetraurelia*. **Junji Yano.**

The letter preceding the number is the community. A, B, C after the number is presentation time. W – *C. elegans*, C – Ciliates, D – *Drosophila*, M – Mouse, P – PEQG, Y – Yeast, Z – Zebrafish

**Ciliate Signaling Systems:
Signal Transduction, Protein
Secretion, and Trafficking**

C7022A Depletion of SUMO-conjugating enzyme Ubc9p causes nuclear defects during the vegetative and sexual life cycles of *Tetrahymena thermophila*. . James Forney.

C7023B Proteinases and phagocytosis in *Tetrahymena thermophila*. J. Straus.

57TH ANNUAL DROSOPHILA RESEARCH CONFERENCE



Posters

Cell Biology & Cytoskeleton.....	D1001A-D1033C
Cell Biology & Signal Transduction	D1034A-D1058A
Cell Cycle & Cell Death	D1059B-D1077B
Cell Division & Growth Control	D1078C-D1112A
Physiology, Organismal Growth & Aging.....	D1113B- D1172A
Gametogenesis & Organogenesis	D1173B- D1210C
Stem Cells	D1211A-D1235A
Immunity & Pathogenesis.....	D1236B-D1246C
Neural Development	D1247A-D1264C
Neurophysiology & Behavior	D1265A-D1312C
Drosophila Models of Human Diseases	D1313A-D1394A
Evolution & Quantitative Genetics.....	D1395B-D1438C
Pattern Formation	D1439A-D1451A
Regulation of Gene Expression	D1452B-D1479B
Chromatin & Epigenetics	D1480C-D1505A
RNA Biology.....	D1506B-D1514A
Techniques & Resources.....	D1515B-D1534C

Cell Biology & Cytoskeleton

D1001A Quantitative analysis of myosin-driven apical constriction in delaminating neuroblasts. **Yanru An.**

D1002B An acentrosomal perinuclear microtubule-organizing center in *Drosophila* fat body cells maintains cell shape and organelle positioning. **Rebecca Buchwalter.**

D1003C A tissue-specific regulation of Myosin II dynamics during tube formation. **Se-Yeon Chung.**

D1004A Characterization of Garz Function during Epithelial Morphogenesis. **Julie Gates.**

D1005B Characterization of a novel actin regulator, HtsRC. **Juli Gerdes.**

D1006C *Drosophila* myosin 7a in Phagocytosis and Eye Development. **Amy Saw-Tin Hong.**

D1007A Zasp52 is a core Z-disc scaffold protein mediating myofibril assembly by dimerizing and binding F-actin. **Kuo-An Liao.**

D1008B Remodeling the actin cytoskeleton by ubiquitin-dependent proteolysis. **Katelynn Mannix.**

D1009C A splice variant of Centrosomin converts mitochondria to MTOCs to facilitate sperm tail elongation in *Drosophila*. **Timothy Megraw.**

D1010A The *Drosophila* Ninein homolog *bsg25D* cooperates with *ensconsin* in myonuclear positioning. **Jonathan Rosen.**

D1011B Regulation of Actomyosin Network by Homophilic Cell Adhesion Molecule Echinoid during Epithelial Morphogenesis. **Rahul Rote.**

D1012C Novel mechanisms of phosphoregulation of Moesin by Clic in *Drosophila* rhabdomere formation. **Soichi Tanda.**

D1013A Investigating patterns of cell interactions during epithelial folding. **Hannah Yevick.**

D1014B Syncytial embryo cleavage through an actomyosin Goldilocks effect set by Rho kinase and myosin phosphatase. **Yixie Zhang.**

D1015C The Role of Retromer-Dependant Recycling in Epithelial Polarity and Morphogenesis. **Kenana Al Kakouni.**

D1016A Investigating the Role of Rab Proteins in *Drosophila* Photoreceptor Apical Vesicle Trafficking. **Azadeh Laffafian.**

D1017B Cell chirality is a novel and evolutionarily conserved cell polarity that drives left-right asymmetric morphogenesis. **Kenji Matsuno.**

D1018C Tension-dependent junction remodeling repositions polarity proteins and coordinates EMT progression. **Mo Weng.**

D1019A Differential Subcellular Trafficking of Membrane Proteins in Secondary Cells of the *Drosophila* male Accessory Glands. **Felix Castellanos.**

D1020B RPTPs mediate the temporal control of *Drosophila* airway maturation through an interaction with the non-receptor tyrosine kinase Btk29A and its effector WASH. **Vasilios Tsarouhas.**

D1021C Fat2 and Lar define a planar signaling system controlling collective cell migration. **Kari Barlan.**

D1022A Analysis of chiral cellular dynamics in left-right asymmetric rotation of *Drosophila* hindgut. **Mikiko Inaki.**

D1023B Out-of-Step is a novel serine/threonine kinase that directs myotube pathfinding. **Aaron Johnson.**

D1024C Twinstar/cofilin is required for regulation of epithelial integrity and tissue growth in *Drosophila*. **Changmin Ko.**

D1025A Inhibition of Protein Phosphatase 1 activity switches border cells from a collective to single cell mode of migration. **Jocelyn McDonald.**

D1026B The vesicle fusion regulator α -SNAP is required for STAT pathway activation and induction of cell motility. **Afsoon Saadin.**

D1027C *Drosophila* Fondue is a critical extracellular matrix organizer during muscle attachment and coagulation. **Nicole Green.**

D1028A Implication of the basement membrane and adhesion complexes during leg morphogenesis in *Drosophila*. **Ambrosini Arnaud.**

D1029B Investigating the regulation of the imaginal disc epithelial barrier during regeneration. **Danielle DaCrema.**

D1030C Assembly of septate junctions and midbody displacement during epithelial cytokinesis. **Zhimin Wang.**

The letter preceding the number is the community. A, B, C after the number is presentation time. W – C. elegans, C – Ciliates, D – *Drosophila*, M – Mouse, P – PEQG, Y – Yeast, Z – Zebrafish

D1031A Polo kinase mediates the phosphorylation and cellular localization of Nuff/FIP3, a Rab11 effector. **Lotti Brose.**

D1032B A Genetic Dissection of the *Drosophila* Larval Salivary Gland: A Model for Exocrine Gland Physiology. **Kathryn Lantz.**

D1033C Fascin regulates nuclear actin during *Drosophila* oogenesis. **Daniel Kelsch.**

Cell Biology & Signal Transduction

D1034A Hedgehog promotes the production and release of PI(4)P to interact and activate Smoothened. **Kai Jiang.**

D1035B Regulation of Smo phosphorylation and high-level Hh signaling activity by a plasma membrane associated kinase. **Shuangxi Li.**

D1036C The PARP enzyme Tankyrase antagonizes activity of the β catenin destruction complex through ADP-ribosylation of Axin and APC2. **Hyun Hyung An.**

D1037A Proteomic analysis reveals APC-dependent post-translational modifications and identifies a novel regulator of β -catenin. **Malachi Blundon.**

D1038B Activation of Sona requires furin cleavage and autocatalysis. **Sang-soo Lee.**

D1039C The extracellular protease *AdamTS-B* negatively regulates wing vein patterning through BMP signaling. **Afshan Ismat.**

D1040A Interplay of BMP and JAK/STAT in Developmentally Related Apoptosis. **Alexandra Mascaro.**

D1041B The Notch-mediated hyperplasia circuitry in *Drosophila*. **Diana Ho.**

D1042C CG9650: A novel regulator of patterning of the Indirect Flight Muscles of *Drosophila melanogaster*. **Saroj Jawkar.**

D1043A Functional investigation of a late-onset Alzheimer's disease associated variant in TM2D3. **Jose Salazar.**

D1044B The cell-type specific functions of an ER modulating factor, Pecanex in Notch and Wnt signaling pathways. **Tomoko Yamakawa.**

D1045C An in vivo screen for novel small molecule inhibitors of PLC γ . **Chitra Naidu.**

D1046A The COP9 signalosome regulates EGFR signaling by stabilizing Capicua. **Annabelle Suisse.**

D1047B Yki interacts with the JNK pathway to regulate epidermal wound healing in *Drosophila* larvae. **Chang-Ru Tsai.**

D1048C Identification and characterization of novel epidermal growth factor receptor target genes implicated in *Drosophila* development. **Michael Warkala.**

D1049A The Rap Guanine Nucleotide Exchange Factor (GEF) C3G is required for nephrocyte function in *Drosophila melanogaster*. **Cara Picciotto.**

D1050B Piragua, a ZAD and zinc finger transcription factor, genetically interacts with the membrane protein Flower in the embryo. **Juan Riesgo-Escovar.**

D1051C Identification and characterization of Sugar-free frosting/SAD kinase substrates that regulate neural glycosylation in the *Drosophila* embryo. **Sarah Robinson.**

D1052A The UPR Pathway Activates the TOR Signaling through Atf6. **Jin Seo.**

D1053B Characterizing the role of the Fat cadherin family in the mitochondria using CRISPR. **Norman Yau.**

D1054C Transcriptome analysis to identify genes responding to mechanical force in developing *Drosophila* embryos. **Tomoki Ishibashi.**

D1055A Functional characterization of *creld* in *Drosophila melanogaster*. **Marie Paradis.**

D1056B The Tumor Microenvironment and Mechanisms Governing Ras Tumor Overgrowth. **Chiswili Chabu.**

D1057C The "gatekeeper" function of *Drosophila* Seven-IN-Absentia (SINA) E3 ligase and its human homologs, SIAH1 and SIAH2, is highly conserved for proper RAS signal transduction in *Drosophila* eye development. **Robert Van Sciver.**

D1058A Calcium dynamics can be used to reveal mechanisms of epithelial wound detection. **Erica Shannon.**

Cell Cycle & Cell Death

D1059B Involvement of the histone demethylase KDM5 in the control of apoptosis. **Coralie Dreton.**

The letter preceding the number is the community. A, B, C after the number is presentation time. W – C. elegans, C – Ciliates, D – *Drosophila*, M – Mouse, P – PEQG, Y – Yeast, Z – Zebrafish

D1060C A Role for Histone Deacetylases in Regulating Sensitivity to Apoptotic Stimuli in *Drosophila melanogaster*. **Khailee Marischuk**.

D1061A Argonaute-1 regulates developmental apoptotic process through JNK signaling pathway in *Drosophila*. **Tanmoy Mondal**.

D1062B Signaling mechanisms between apoptotic cells and non-professional phagocytes. **Sandy Serizier**.

D1063C *Drosophila* Wnt and STAT Define Apoptosis-Resistant Epithelial Cells for Tissue Regeneration after Irradiation. **Shilpi Verghese**.

D1064A BAF phosphorylation regulates necrotic pyknosis. **Lin Hou**.

D1065B Signaling and mechanisms regulating Germ Cell Death (GCD), an alternative cell death pathway in *drosophila*. **Keren Yacobi-Sharon**.

D1066C Survival of proliferative, radio-resistant polyploid cells in *Drosophila* requires FANCD2. **Heidi Bretscher**.

D1067A Tousled-like kinase regulates G2/M transition through Tak1 to activate p38a MAPK. **Gwo-Jen Liaw**.

D1068B Rescue from Ring Chromosome Dominant Lethality by Mutations in *lok* (Chk2) and *p53*. **Ho-Chen Lin**.

D1069C DNA replication proteins: two mutations better than one? **Christopher Knuckles**.

D1070A A Y chromosome variant mediates sex ratio of surviving *Blm* null embryos. **Abbie Olson**.

D1071B Aging impairs double-strand break repair by homologous recombination in *Drosophila*. **Henry Ertl**.

D1072C Determining the role of a novel protein, Ankle1, in a resolvase complex of *Drosophila melanogaster*. **Michaelyn Hartmann**.

D1073A Does remodeling of the Myb-MuvB transcriptome promote the switch from mitotic cycles to oocytes? **Michael Rotelli**.

D1074B Hippo signaling regulates tissue regeneration from a quiescent cell population. **Joy Meserve**.

D1075C miRNA regulation of *dacapo* expression in the *Drosophila* embryo. **James Petley**.

D1076A Modulation of CRL4^{Cdi2} activity in the syncytial embryo. **Julia Speciale**.

D1077B Identifying regulators of meiotic entry in male *Drosophila melanogaster*. **John Tomkiel**.

Cell Division and Growth Control

D1078C Epithelial tricellular junctions act as interphase cell shape sensors to orient mitosis. **Floris Bosveld**.

D1079A A new toolbox for the fly *Sciara* - a new/old model system that disobeys the rules for chromosome movement on spindles. **Susan Gerbi**.

D1080B Cell size regulation in *Drosophila* sensory organ precursor asymmetric cell divisions. **Nitya Ramkumar**.

D1081C Characterizing the Role of Rough Deal (Rod) Protein in *Drosophila* Male Meiosis. **Qiutao He**.

D1082A Cohesion without cohesin in *Drosophila* meiosis. **Avik Mukherjee**.

D1083B The role of the endoplasmic reticulum during asymmetric cell division in *Drosophila melanogaster*. **Sarah Beyeler**.

D1084C To get more for less: Thermodynamic versus active mechanisms of the nucleolus assembly. **Hanieh Falahati**.

D1085A SIRS is a spindle-independent mechanism of chromosome separation in mitotic polytene tissues. **Ben Stormo**.

D1086B ER-associated membrane contribution to cellularization furrows in *D. melanogaster* embryo morphogenesis. **Elliott Holt**.

D1087C A cell cycle-regulated ArfGAP-Arf1 pathway for Golgi organization and cleavage furrow biosynthesis. **Francisco Rodrigues**.

D1088A Anillin and Citron Kinase, Sticky, collaborate during the contractile ring-to-midbody ring transition. **Denise Wernike**.

D1089B Mechanotransduction mechanisms in compensatory cellular hypertrophy. **Kenta Morimoto**.

D1090C A screen using FijiWings reveals the E3 Ubiquitin Ligase Neuralized as a novel Tribbles target. **Anna Shipman**.

D1091A Crosstalk between mitochondrial fusion and the Hippo pathway in controlling cell proliferation during *Drosophila* development. **Qiannan Deng**.

The letter preceding the number is the community. A, B, C after the number is presentation time. W – *C. elegans*, C – Ciliates, D – *Drosophila*, M – Mouse, P – PEQG, Y – Yeast, Z – Zebrafish

D1092B Yorkie activates transcription by recruiting the histone deacetylase HDAC1 and promoting histone deacetylation. **Wanzhong Ge.**

D1093C Role of Tctp interaction with a septate junction protein Coracle in imaginal disc development. **Sungryeong Lee.**

D1094A A matter of growth and death: An unexpected output of the Hippo Network in the *D. melanogaster* trachea. **Saoirse McSharry.**

D1095B Kibra and Merlin orchestrates activation of Hippo pathway core kinases cassette independent of Expanded *in vivo*. **Ting Su.**

D1096C Characterization of *rio* (*CG11340*) as a regulator of tissue-specific growth in the larval trachea of *Drosophila*. **Robert Ward.**

D1097A Genetic manipulations of EGF ligands in motor neurons affect myoblast proliferation and muscle patterning in *Drosophila*. **Darren Wong.**

D1098B Investigating the role of epithelial curvature in growth control. **Lina Zhang.**

D1099C Elucidating the role of various signaling pathways in *Igf* derived tumors in *Drosophila* egg chambers. **Deeptiman Chatterjee.**

D1100A Pointed/ETS acts as a novel tumor suppressor that regulates Ras-mediated cellular senescence. **Takao Ito.**

D1101B Myc regulates cytoophidium formation. **Ji-Long Liu.**

D1102C A distinct tumor suppressor role of Snr1 from the SWI/SNF complex in *Drosophila* imaginal tissues. **Gengqiang Xie.**

D1103A Oncogenic properties of Troponin-I. **Sergio Casas-Tinto.**

D1104B A shared loser molecular signature identifies stress signaling pathways common to loser cells, which play distinct roles in cell competition. **Michael Dinan.**

D1105C Dissecting a common principle underlying cell competition and wound healing. **Chiaki Iida.**

D1106A Functional analysis of the Ribosome protein mutant in cell competition. **Zhejun Ji.**

D1107B RpS12 role in cell competition. **Marianthi Kiparaki.**

D1108C Epithelial Slit-Robo signaling regulates tumor-suppressive cell competition. **John Vaughan.**

D1109A The ligand Sas and its receptor PTP10D drive tumor-suppressive cell competition. **Masatoshi Yamamoto.**

D1110B The subcellular distribution of Tribbles is linked to the regulation of growth and patterning by insulin and BMP signaling pathways. **Leonard Dobens.**

D1111C Prominin-like, a homology of mammalian CD133, regulates body size by affecting dilps and inhibiting TOR pathway in *Drosophila*. **Huimei Zheng.**

D1112A Acinus Links Autophagy and Hippo Signaling. **Lauren Tyra.**

Physiology, Organismal Growth & Aging

D1113B The interaction of social environment with genetic background, expression of Extra-Cellular Superoxide Dismutase and oxidative stress in *Drosophila melanogaster*. **Joel Parker.**

D1114C Hypoxia inhibits insulin signaling and regulates lipid metabolism in *Drosophila melanogaster* larvae through CDK8-dependent inhibition of the Gbb pathway. **zhouyang Shen.**

D1115A Assessing the Role of *Drosophila melanogaster* HP1B Protein in Aging. **Andrew Thomas.**

D1116B *Fs(1)h* is required in fat body for normal lifespan, metabolism, and immune function in *Drosophila*. **Jessica Sharrock.**

D1117C The microbiota affects ADH protein level and influences alcohol sensitivity in *Drosophila*. **Malachi Blundon.**

D1118A A temperature-dependent shift in dietary preference alters the viable temperature range of *Drosophila*. **Marko Brankatschk.**

D1119B A genetic screen for novel neuronal genes regulating lifespan extension in *Drosophila melanogaster*. **Tzu-Yuan Chen.**

D1120C Functional characterization of multiple promoter alleles of the *bellwether* gene in *Drosophila melanogaster*. **Julia Frankenberg Garcia.**

D1121A Endogenous L-2-hydroxyglutarate synthesis coordinates aerobic glycolysis with epigenetic modifications in *Drosophila*. **Alexander Hurlburt.**

The letter preceding the number is the community. A, B, C after the number is presentation time. W – *C. elegans*, C – Ciliates, D – *Drosophila*, M – Mouse, P – PEQG, Y – Yeast, Z – Zebrafish

- D1122B** Hemocytes regulate responses to nutrition via the Jak/STAT pathway. **Katrin Kierdorf**.
- D1123C** The regulation of lipid storage by sex determination genes in *Drosophila*. **Cezary Mikoluk**.
- D1124A** Lipolytic effects on insulin signaling in the *Drosophila* larval fat body. **Emily Scott**.
- D1125B** Studies of the *Drosophila Lactate Dehydrogenase* gene reveal compensatory metabolic networks that support larval development. **Jason Tennesen**.
- D1126C** The GATOR1 function in *Drosophila* development. **Youheng Wei**.
- D1127A** The contribution of host genetic variants to microbiota-mediated juvenile growth. **Dali Ma**.
- D1128B** Genetic mapping and molecular characterization of the genes *lysine* and *red cell*. **Samantha St. Clair**.
- D1129C** Investigating the role of dietary iron on reactive oxygen species levels in *Drosophila*. **Rebecca Vaders**.
- D1130A** The *Drosophila* Estrogen-Related Receptor acts as a nutrient sensor to coordinate larval growth with nutrient availability. **Maria Sterrett**.
- D1131B** *reaper* expression in the wing imaginal disc causes non-autonomous larval growth inhibition. **Cristina D'Ancona**.
- D1132C** *Drosophila* Adipokinetic hormone regulates food intake, metabolic rate, and expression of neuropeptide genes with metabolic functions. **Martina Gálíková**.
- D1133A** The Membrane Attack Complex / Perforin-like protein Torso-like regulates *Drosophila* growth and developmental timing. **Michelle Henstridge**.
- D1134B** Relationship between Heme Biosynthesis and Ecdysone Production during *Drosophila* Larval Development. **Nhan Huynh**.
- D1135C** Identifying new growth regulatory receptors in *Drosophila melanogaster*. **Melissa Saligari**.
- D1136A** The influence of the RU486 steroid on *Drosophila* feeding and lifespan. **Erin Keebaugh**.
- D1137B** Analysis of the effects of acetyl-para-aminophenol on *Drosophila melanogaster* development. **Terry Blaszczak**.
- D1138C** BLM and WRNexo protect against aging and tumorigenesis in *Drosophila*. **Elyse Bolterstein**.
- D1139A** The Interaction of Wolbachia and Oxidative Stress with Genetic Background in *Drosophila Melanogaster*. **Florian Capobianco**.
- D1140B** Oxidative insult induces clock-dependent, rhythmic expression of stress-related genes in *Drosophila*. **Eileen Chow**.
- D1141C** The *fluted¹ (fl¹)* mutation is a deletion in the CG5873/*cysu* gene and is required for wing integrity. **Eric Spana**.
- D1142A** Alternative splicing and isoform expression in the honeybee flight muscles. **Agnes Ayme-Southgate**.
- D1143B** *Cellular senescence and oxidative stress are aging mechanisms that depend on genetic background*. **Presila Bejo**.
- D1144C** Epigenetic Regulation of Aging in *Drosophila melanogaster*. **Qichuan Chen**.
- D1145A** Histone deacetylases affect aging-related muscle fiber loss.. **Erik Gerberich**.
- D1146B** The Role of Activin Signaling in *Drosophila* Cardiac Aging. **Ping Kang**.
- D1147C** Regulation of dense-core granule replenishment by autocrine BMP signalling in *Drosophila* secondary cells. **Siamak Redhai**.
- D1148A** Male proteins mediate the binding of sex peptide binding to sperm to prolong post-mating responses in *D. melanogaster* females. **Akanksha Singh**.
- D1149B** Exploring chronic drug delivery regimes for aging studies in *Drosophila*. **Hannah Stratton**.
- D1150C** Sestrin, a novel target in the mTOR pathway that mediates benefits of exercise. **Alyson Sujkowski**.
- D1151A** Lateral Abdominal Muscles as a model for studying muscle atrophy in *Drosophila*. **Natasya Tamba**.
- D1152B** *Mondo/dChREBP* functions in the *Drosophila* intestine to regulate nutrient storage. **Niahz Wince**.
- D1153C** Kruppel homolog 1 represses dFOXO transcriptional activity and lipolysis. **Hua Bai**.
- D1154A** Transcriptional co-regulation of lipid metabolism by *Drosophila* dFOXO and Kruppel homolog 1. **Kai Chang**.

The letter preceding the number is the community. A, B, C after the number is presentation time. W – C. elegans, C – Ciliates, D – *Drosophila*, M – Mouse, P – PEQG, Y – Yeast, Z – Zebrafish

D1155B Loss of *rab27* in the $\alpha\beta$ pioneer neurons of the mushroom body extends lifespan by deactivating TOR signaling in *Drosophila*. **Wen-Yu Lien**.

D1156C Activin-Beta/TGF-Beta signaling in skeletal muscle controls insulin signaling, metabolism and final body size. **Lindsay Moss-Taylor**.

D1157A Toll signaling acts through the transcription factor Dif to block DILP-dependent growth in the *Drosophila* fat body. **Nigel Muhammad**.

D1158B Nephrilysins control insulin signaling via cleavage of regulatory peptides. **Ronja Schiemann**.

D1159C Localized epigenetic silencing of a damage-activated WNT enhancer limits regeneration in maturing *Drosophila* imaginal discs. **Robin Harris**.

D1160A Establishing a model of BM damage and analyzing its repair. **Angela Howard**.

D1161B Systemic influences of methionine metabolism in fat body for *Drosophila* imaginal disc repair. **Soshiro Kashio**.

D1162C The Loss of Regenerative Potential in the Aging *Drosophila* Germline Stem Cell. **Rebecca Kreipke**.

D1163A Spatiotemporal regulation of cell fusion by JNK and JAK/STAT signaling during *Drosophila* wound healing. **Ji-Hyun Lee**.

D1164B Effects of exercise and heat shock on lifespan and health span of $\text{A}\beta_{1-42}$ *Drosophila melanogaster*. **Samhan Alsolami**.

D1165C Characterization of *fried/HEATR2* expression and phenotypes. **Margaret Fisher**.

D1166A The influence of diet and mtDNA genotype on sexual conflict in *Drosophila melanogaster*. **Wen Chyuan Aw**.

D1167B Intestinal microbes shorten the host lifespan through increased intestinal permeability in *Drosophila melanogaster*. **Hye-Yeon Lee**.

D1168C Growing faster or growing too fast? Effects of *Lactobacillus plantarum* on *Drosophila* fitness. **Mélisandre Téfit**.

D1169A A Molecular Genetic Analysis of the role of Carbonic Anhydrases in Tracheal Development of *Drosophila melanogaster*. **Grace Jean**.

D1170B Jak/Stat functions in reproductive aging. **Michelle Giedt**.

D1171C Unused program number

D1172A Patterns of Transposable Element Expression in Heads during *Drosophila* Aging. **Gregory Reeves**.

Gametogenesis & Organogenesis

D1173B Atypical Paternal Centrioles are Essential for Progeny Embryogenesis. **Tomer Avidor-Reiss**.

D1174C The multifunctional transcription factor Suppressor of Hairy-wing is required in spermatogenesis. **Tingting Duan**.

D1175A Assessment of age-dependent effects on sperm quality and male fertility in *Drosophila melanogaster*. **Heba Elwa**.

D1176B Roles for tissue-specific ATP synthase subunits in mitochondrial shaping and ATP synthase dimerization in *Drosophila*. **Karen Hales**.

D1177C Importin $\alpha 1$ is required for maintaining germline stem cells in *Drosophila melanogaster* testes. **Gary Hime**.

D1178A Functional characterization of a gene family essential for *Drosophila* spermatogenesis. **Benjamin Nicholson**.

D1179B Analyzing the role of the *aghino* gene in protein and vesicular trafficking during acrosome biogenesis in *Drosophila melanogaster*. **Irene Paz**.

D1180C Functional consequences of a selfish X-chromosome in *Drosophila neotestacea*. **Kathleen Pieper**.

D1181A 3'UTR regulation may be involved in germ cell differentiation in *Drosophila*. **Lingjuan Shan**.

D1182B Which parent is damaged? Can Progeny show consequences? **Estefania Arroyo**.

D1183C Spargel/dPGC-1 is involved in Insulin-TOR signaling, nutrient sensing and Oogenesis. **Mohammad Basar**.

D1184A Characterizing highly conserved genes of unknown function in the *Drosophila* female germline. **Varsha Bhargava**.

D1185B Proteomic analysis of CTP synthase filaments in *Drosophila*. **Archan Chakraborty**.

The letter preceding the number is the community. A, B, C after the number is presentation time. W – C. elegans, C – Ciliates, D – *Drosophila*, M – Mouse, P – PEQG, Y – Yeast, Z – Zebrafish

D1186C Polar cells are required for formation of a functional micropyle. **Michelle Giedt**.

D1187A Analysis of CASK gene expression and function in *Drosophila* oogenesis. **Taylor Hoffman**.

D1188B The relationship between egg size and terminal filaments in *Drosophila melanogaster* lines selected for divergent egg size. **Deeksha Mohan**.

D1189C Germline regulation of *Sex lethal* in *Drosophila melanogaster*. **Raghav Goyal**.

D1190A The novel Tudor-domain protein TDRD5P regulates male germline sexual identity. **Caitlin Pozmanter**.

D1191B Male-specific development of the gonad stem cell niche regulated by *doublesex* and *fruitless*. **Hong Zhou**.

D1192C Unassigned number.

D1193A Identification and Characterization of Novel Genes in the *Drosophila* Heart. **TyAnna Lovato**.

D1194B Altering expression of JAK/STAT pathway components in air sac primordia of *Drosophila melanogaster*. **Nathan Powers**.

D1195C *GATAe* regulates intestinal stem cell maintenance and differentiation in *Drosophila* adult midgut. **Takashi Adachi-Yamada**.

D1196A A functional genomics approach to identify targets of Forkhead domain transcription factors involved in cardiogenesis. **Shaad Ahmad**.

D1197B The Forkhead transcription factors CHES-1-like and Jumu mediate correct positioning of cardiac cells. **Shaad Ahmad**.

D1198C Improving the molecular toolkit to study muscle differentiation. **Emily Czajkowski**.

D1199A Examining the role of Elongin B in *Drosophila* muscle development. **Krista Dobi**.

D1200B Mechanisms Regulating Gonad Development and Function. **Jennifer Jemc**.

D1201C Variable Effects of eRpl22 Family Parologue Depletion on Eye Development in *Drosophila melanogaster*. **Brett Gershman**.

D1202A Organ-Specific Transcriptional Coregulation of Growth and Form in the *Drosophila* Embryo. **Rajprasad Loganathan**.

D1203B The molecular process of epidermal cuticle formation in *Drosophila* larvae. **Yanina-Yasmin Pesch**.

D1204C Regulation of Air Sac Primordium Development by a Cathepsin-L in *Drosophila melanogaster*. **Christopher Fields**.

D1205A Novel growth factors regulate tube morphogenesis in the *Drosophila* ovary. **Sandra Zimmerman**.

D1206B Dissecting the mechanism of calcium wave during *Drosophila* egg activation. **Qinan Hu**.

D1207C Identifying protease targets of the *Drosophila* serine protease inhibitor Serpin42Da. **Jade Kannangara**.

D1208A Differentiate or die: the role of *Dm ime4* in embryogenesis and gametogenesis. **Cintia Hongay**.

D1209B An Lmx1 homolog is required for *Drosophila* ovary support structure development. **Andrew Allbee**.

D1210C Controlling reproduction through microRNAs: lessons *Drosophila* might have taught mammals. **Javier Arturo Sanchez-Lopez**.

Stem Cells

D1211A Investigating the role of intracellular pH in epithelial stem cell differentiation. **Marimar Benitez**.

D1212B The Control of Germline Sexual Identity in *Drosophila melanogaster*. **Pradeep Bhaskar**.

D1213C Inhibition of the RTK PVR in the hub cells of the *Drosophila* testis stem cell niche. **Nhi Bui**.

D1214A *Hrb27C* functionally interacts with ecdysone signaling to maintain the *Drosophila* female germline stem cell fate. **Danielle Finger**.

D1215B Investigating the role of neuropeptides in *Drosophila* ovary. **Tianlu Ma**.

D1216C Cellular mechanisms underlying asymmetric sister chromatid segregation during asymmetric division of *Drosophila* male germline stem cell. **Rajesh Ranjan**.

D1217A HES overexpression causes neuroblast hyperplasia by repressing differentiation factors. **Srivathsa Magadi**.

The letter preceding the number is the community. A, B, C after the number is presentation time. W – C. elegans, C – Ciliates, D – *Drosophila*, M – Mouse, P – PEQG, Y – Yeast, Z – Zebrafish

D1218B Eyeless regulates nutrient-insensitive neuroblast proliferation in the central brain. **Conor Sipe.**

D1219C Transcriptional regulation of *Drosophila* intestinal stem cells. **David Doupé.**

D1220A Groucho controls proliferation and differentiation of *Drosophila* intestinal stem cells by regulating transcriptional output of multiple signaling pathways. **Xingting Guo.**

D1221B Sox21a is a critical regulator of adult stem cell proliferation in the *Drosophila* intestine. **Fanju Meng.**

D1222C The transcription factor Hindsight promotes enterocyte differentiation and is required for the specification of adult intestinal stem cells during the larval/pupal transition. **Bruce Reed.**

D1223A *Zfh2*, a conserved *Drosophila melanogaster* transcription factor involved in intestinal stem cell homeostasis. **Sebastian Rojas Villa.**

D1224B Injury-stimulated and self-restrained BMP signaling dynamically regulates stem cell pool size during *Drosophila* midgut regeneration. **Ai-Guo Tian.**

D1225C Metabolic role of GABA in the blood progenitors. **Minkyu Shin.**

D1226A Regulation of niche cell plasticity in the *Drosophila* testis. **Leah Greenspan.**

D1227B The Role of PVR in *Drosophila* Testis Stem Cells. **Nastaran SoleimaniBarzi.**

D1228C Reactivation of Quiescent Neuroblasts Requires Activation of PI3-kinase Signaling in Cortex Glia. **Xin Yuan.**

D1229A Destruction of E2f1 is dispensable for stem cell proliferation. **Taylor Hinnant.**

D1230B Investigating Histone Inheritance Patterns at Specific Genomic Loci. **Elizabeth Kahney.**

D1231C Coordinating DNA Replication Initiation to Asymmetrically Segregate Histones H3 in the *Drosophila* Germline. **Jonathan Snedeker.**

D1232A Histone H3 Threonine Phosphorylation Regulates Asymmetric Histone Inheritance in the *Drosophila* Male Germline. **Jing Xie.**

D1233B Developmental Toxicity Testing of Cigarette Smoke and E-Cigarette Vapor Using *Drosophila melanogaster* Primary Embryonic Stem Cell Cultures. **Teresa Ubina.**

D1234C Polyplody Associated Hypertrophy: An Alternative to Mitotic Organ Regeneration. **Erez Cohen.**

D1235A Chinmo is necessary and sufficient to maintain male fate in somatic cells of the adult *Drosophila* gonads. **Miriam Akeju.**

Immunity and Pathogenesis

D1236B Apoptosis in *Drosophila* hemocytes lead to nitric oxide mediated pro-inflammatory shift in the immune system and developmental function. **Md. Badrul Arefin.**

D1237C JAK/STAT Signaling in *Drosophila* Muscles Controls the Cellular Immune Response Against Parasitoid infection. **Hairu Yang.**

D1238A E3 ubiquitin ligase Sherpa mediates Toll innate immune signaling in *Drosophila*. **Takayuki Kuraishi.**

D1239B Seasonal change in *Drosophila melanogaster* innate immunity. **Emily Behrman.**

D1240C *Zfh2* is an *in vivo* mediator of hypercapnic immune suppression. **James Kwon.**

D1241A Microbiota-dependent priming of antiviral intestinal immunity in *Drosophila*. **Christine Sansone.**

D1242B Translational regulation by Thor drives the innate immune response. **Deepika Vasudevan.**

D1243C The identification and characterization of immune responsive enhancers. **Zeba Wunderlich.**

D1244A Insect-*Metarhizium* interactions. **Hsiao-Ling Lu.**

D1245B Investigating the mechanism of declines in male fitness due to chronic infection in *Drosophila melanogaster*. **Katherine Nichols.**

D1246C Functional analysis of *Drosophila* mucins during development. **Zulfqhar Syed.**

Neural Development

D1247A The C-terminal domain of Abelson tyrosine kinase recruits it to axons. **Han Cheong.**

D1248B Structural and Functional Analysis of Dunc-115 Using CRISPR. **Christopher Roblodowski.**

The letter preceding the number is the community. A, B, C after the number is presentation time. W – *C. elegans*, C – Ciliates, D – *Drosophila*, M – Mouse, P – PEQG, Y – Yeast, Z – Zebrafish

D1249C The conserved microtubule-associated protein Mini Spindles regulates dendrite branching and self-avoidance in *Drosophila* class IV dendritic arborization neurons. **Mala Misra.**

D1250A *Drosophila* tissue inhibitor of matrix metalloproteinases regulates synaptic development through trans-synaptic signaling. **Jarrod Shilts.**

D1251B Tenectin recruits integrin at synaptic terminals and stabilizes bouton architecture at the *Drosophila* neuromuscular junction. **Qi Wang.**

D1252C Notch-mediated lateral inhibition regulates proneural wave propagation when combined with EGF-mediated reaction diffusion. **Makoto Sato.**

D1253A Wnt signaling specifies progenitor zone identity in the *Drosophila* visual center. **Olena Trush.**

D1254B The large and small SPEN family proteins stimulate axon outgrowth during neurosecretory cell remodeling in *Drosophila*. **Tingting Gu.**

D1255C Replacement of the glial architecture in *Drosophila* central brain during metamorphosis. **Takeshi Awasaki.**

D1256A Regulation of Neuron-Glia Interactions in the Developing Eye. **Victoria Hans.**

D1257B Identification of a Novel Regulator of Glial Development . **Diana Luong.**

D1258C Glial cell remodeling during peripheral nerve reorganization in *Drosophila*. **Aswati Subramanian.**

D1259A Border formation between medulla and lobula-complex in the optic lobe. **Chuyan Liu.**

D1260B Dynamic requirement for Polycomb group genes in neuroepithelial stem cell proliferation and differentiation in the *Drosophila* optic lobe. **Hong Luo.**

D1261C Investigating the role of *Sox Neuro* in the development of adult nervous system. **Shweta Singh.**

D1262A New insights into Gene Regulatory Network evolution: Neofunctionalization of the *Drosophila* midline CNS gene regulatory network in the Zika vector mosquito *Aedes aegypti* . **Kushal Suryamohan.**

D1263B Identification of developmental determinants of olfactory sensory neuron identity and connectivity. **Phing Chian Chai.**

D1264C The functional impact of Synaptojanin phosphorylation by the MiniBrain kinase during synaptic vesicle recycling in *Drosophila*. **Karen Chang.**

Neurophysiology & Behavior

D1265A *Drosophila* SLC22A transporter is a memory suppressor gene that influences cholinergic neurotransmission to the mushroom bodies. **Yunchao Gai.**

D1266B Mutations in the Vesicular Acetylcholine Transporter Cause Impaired Locomotion in *Drosophila*. **Andrew Blake.**

D1267C Activation of octopaminergic neurons innervating the oviduct. **Sonali Deshpande.**

D1268A Identification of novel genes that regulate dopamine dynamics through forward genetic screens in *Drosophila*. **Shinya Yamamoto.**

D1269B Receptor-based Mapping Reveals the Architecture of a Neural Circuit that Governs a Behavioral Sequence in *Drosophila*. **Feici Diao.**

D1270C Decision-making neurons direct downstream signaling based on input specificity in male *Drosophila melanogaster*. **Justine Schweizer.**

D1271A Postsynaptic function of DEG/ENaC PPK29 at the *Drosophila* Larval NMJ. **Alexis Hill.**

D1272B Neuronal insulin signaling negatively regulates synaptic vesicle exocytosis via a FOXO-dependent mechanism. **Rebekah Mahoney.**

D1273C Sleep facilitates memory by blocking dopamine neuron mediated forgetting. **Jacob Berry.**

D1274A Dopamine-mediated plasticity across the mushroom body. **Tamara Boto.**

D1275B Scabrous mediates acute ethanol response in the *Drosophila* brain through the Notch pathway. **Michael Feyder.**

D1276C Effect of sound as context on appetitive and aversive conditioning in *Drosophila*. **Frances Hannan.**

D1277A From image to behavior: use of MiMICs to identify a novel protein kinase required for memory formation . **Pei-Tseng Lee.**

D1278B Differences in the cyclic-AMP-induced plasticity of the odor responses among the Kenyon cell subpopulations: a single-cell imaging study. **Thierry Louis.**

The letter preceding the number is the community. A, B, C after the number is presentation time. W – C. elegans, C – Ciliates, D – Drosophila, M – Mouse, P – PEQG, Y – Yeast, Z – Zebrafish

D1279C Effect of the spontaneous mutation *agn^{X1}* in *limk1* gene on formation of medium-term memory in *Drosophila melanogaster*. **Ekaterina Nikitina**.

D1280A The role of octopamine beta-like adrenergic receptor Oct β 1R in olfactory learning and memory. **John Martin Gabriel Sabandal**.

D1281B A Circuit Screen for Song Production Neurons in *Drosophila melanogaster*. **Alexandria Hammons**.

D1282C Selection for starvation resistance impairs copulation and provides a context-dependent courtship advantage. **Pavel Masek**.

D1283A Postmating gene expression in the parovaria (female accessory reproductive glands) of *Drosophila melanogaster*. **Caitlin McDonough**.

D1284B Sex differences in the transcriptome of *Drosophila melanogaster fru P1*-expressing neurons. **Nicole Newell**.

D1285C Comparison of mate choice in *Drosophila melanogaster* exposed to a mutagen. **Yaneli Trujillo Varela**.

D1286A A Novel Gene Controlling the Timing of Courtship Initiation in *Drosophila melanogaster*. **Sadaf Zaki**.

D1287B Disruption of circadian rhythm through misexpression of a frontotemporal dementia-associated mutation in circadian pacemaker neurons in *Drosophila*. **Syed Ahmad**.

D1288C A large-scale forward genetic screen to understand the role of glia in locomotion, arousal, and sleep. **Vakil Ahmad**.

D1289A Circadian master regulator CLOCK in the central complex of *Drosophila* mediates sexual development. **Vinodh Ilangoan**.

D1290B Courtship, sleep and circadian rhythm of *Drosophila melanogaster* are greatly impacted by loss of the Da1 nicotinic acetylcholine receptor subunit. **Hang Luong**.

D1291C A wing damage screen identifies novel genes affecting *Drosophila* aggression. **Shaun Davis**.

D1292A Male aggression requires the function of both octopamine and glutamate in dual neurotransmitting neurons. **Hannah Morgan**.

D1293B Molybdenum cofactor synthase 1 (Mocs1) regulates aggressive behavior in *Drosophila melanogaster*. **Mahmoudreza Ramin**.

D1294C Analysis of pruritogen induced grooming behavior in *Drosophila melanogaster*. **Ciny John**.

D1295A Regulation of meal size by sucrose and sweet taste. **Margaux Ehrlich**.

D1296B Ir76b conductance is gated by other Ir proteins to mediate amino acid taste. **Anindya Ganguly**.

D1297C Contribution of altered feeding to caffeine-mediated sleep suppression. **Chenchen Su**.

D1298A Evidence of pleiotropic effects in some mutants of *Drosophila melanogaster*. **Tania Alonso Vásquez**.

D1299B An optogenetic and quantitative dissection of descending neuron control of behavioral in *Drosophila*. **Jessica Cande**.

D1300C Sensing, processing, and response to heating and cooling in the *Drosophila* larva. **Mason Klein**.

D1301A *D. melanogaster* flies that survive environmental insults modify some crucial behaviors for later survival. **Karla Martínez-Ledezma**.

D1302B Gut bacterial modulation of locomotion in *Drosophila melanogaster*. **Catherine Schretter**.

D1303C Ion pumps in the generation of scolopodial receptor lymph. **Daniel Eberl**.

D1304A Subfunctionalization and Neofunctionalization of *Drosophila* Odorant Binding Proteins. **Joel Johnstun**.

D1305B Metabolite exchange within the microbiome influences *Drosophila* behavior. **Caleb Fischer**.

D1306C ORN activity patterns in *Drosophila* larvae elicited by ecologically relevant odors. **Riley Kellermeier**.

D1307A Receptor Basis of Serotonergic Modulation in an Olfactory Circuit. **Tyler Sizemore**.

D1308B Mapping Chromatic Visual Pathways in *Drosophila*. **Tzu-Yang Lin**.

D1309C Virtual Fly Brain 2.0 - The data integration hub for *Drosophila* neurobiology. **David Osumi-Sutherland**.

The letter preceding the number is the community. A, B, C after the number is presentation time. W – C. elegans, C – Ciliates, D – *Drosophila*, M – Mouse, P – PEQG, Y – Yeast, Z – Zebrafish

D1310A Mechanism underlying inhibitory control. **Erick Saldes**.

D1311B RNA-processing genes control sensory neuron function in *Drosophila melanogaster*. **Amber Dyson**.

D1312C Cellular and molecular dissection of noxious cold nociception in *Drosophila*. **Atit Patel**.

Drosophila Models of Human Diseases

D1313A Extreme Quantitative Trait Locus Mapping for Ethanol Consumption in *Drosophila melanogaster*. **Sophia Fochler**.

D1314B Dynamics of ethanol preference in *Drosophila*. **Annie Park**.

D1315C Aged Parents Have Less Social Offspring. **Dova Brenman**.

D1316A Elevation of Dube3a in glia, but not neurons, produces synaptic changes and susceptibility to seizure. **Kevin Hope**.

D1317B Social Isolation Induced Depressive Like Behavior in *Drosophila Melanogaster*. **Di Hu**.

D1318C Identifying new modulators of blood cell development using *Drosophila* as a low complexity model of human myeloproliferative neoplasms. **Alessandro Bailetti**.

D1319A Genetic analysis of invasive pathways engaged by the EcR-coactivator protein Taiman. **Phil Byun**.

D1320B Understanding the mechanism of R1OK2 function in Glioblastoma. **Alexander Chen**.

D1321C An RNAi-mediated genetic screen identifies genes that promote tumour progression in a living epithelium. **Zoe Cornhill**.

D1322A Genetic and mathematical dissection of tumor heterogeneity that triggers cancer progression. **Masato Enomoto**.

D1323B Modeling the effects of the *Helicobacter pylori* virulence protein CagA on induced pathogenesis in *Drosophila*. **Tiffani Jones**.

D1324C Novel inhibitor of cdk5 signaling axis suppresses self-renewal properties of glioblastoma stem cells and induces apoptosis. **Subhas Mukherjee**.

D1325A Investigating novel roles for HELQ and BLM helicases in *Drosophila melanogaster*. **Barbara Sands-Marcinkowski**.

D1326B A novel genetic screen in *Drosophila* designed to discover secreted factors that drive glioblastoma initiation and progression. **Nilang Shah**.

D1327C Investigating the role of inflammatory cytokines on tumor progression and metastasis in a *Drosophila* cancer model. **Kirti Snigdh**a.

D1328A Development of new colon cancer models in *Drosophila* by a targeted genetic screen of cancer pathways. **Nichollette Underwood**.

D1329B Hipk promotes tumorigenesis through JAK/STAT signaling. **Esther Verheyen**.

D1330C A Wingless dependent Jun kinase-Yorkie signal amplification loop promotes tumor growth in *Drosophila* epithelial tumor models. **Indrayani Waghmare**.

D1331A Diet rescues lethality in a model of a human deglycosylation disorder. **Clement Chow**.

D1332B Neuronal *Nhe3* (Solute Carrier Family 9, Subfamily A) depletion causes neurodevelopmental and behavioral defects in *Drosophila*. **Monique van der Voet**.

D1333C Functional screen of autism candidate genes using *Drosophila* studies in vivo. **Michael Wangler**.

D1334A Genome-wide association study to examine insulin resistance in a *Drosophila* model. **Kate Slater**.

D1335B Enteroendocrine cell-derived Act- β enhances AKH action and contributes to hyperglycemia under a high sugar diet. **Wei Song**.

D1336C The Spen family of RNA-binding proteins coordinate energy balance in the fatbody. **Tania Reis**.

D1337A Cardiomyocyte regulation of systemic lipid metabolism by the apoB-containing lipoproteins in *Drosophila*. **Hui-Ying Lim**.

D1338B Investigating Mitochondrial Respiratory Chain Disorders(MRCD) in *Drosophila*. **Kohei Ohnuma**.

D1339C Untargeted metabolomics elucidates the role of diet and triglyceride storage in *Drosophila melanogaster* larvae. **Vishal Oza**.

The letter preceding the number is the community. A, B, C after the number is presentation time. W – C. elegans, C – Ciliates, D – *Drosophila*, M – Mouse, P – PEQG, Y – Yeast, Z – Zebrafish

D1340A The power of food: how diet during development programs adult lifespan. **Irina Stefana**.

D1341B Investigating the effect of acute injury on gene expression in the embryonic *Drosophila* nerve cord. **Shijo Benjamin**.

D1342C Actin isoforms in *Drosophila* muscle function. **Tracy Dohn**.

D1343A Developmental causes of Nematode Myopathies. **Aaron Johnson**.

D1344B Using *Drosophila* to uncover the molecular mechanisms underlying Pontocerebellar Hypoplasia. **Vafa Bayat**.

D1345C Activation of lipophagy protects neurons from neurodegeneration caused by sphingolipid imbalance. **Yu-Chin Chang**.

D1346A Knockdown of the Sleep and Circadian Rhythm-Regulating Protein Insomniac Exacerbates Decreased Longevity in a *Drosophila* model of Alzheimer's Disease. **Thomas Finn**.

D1347B Role of a soy protein Lunasin in A β 42 mediated neurodegeneration in Alzheimer's Disease. **Neil Glenn**.

D1348C Exploring the nature of mitochondrial fragmentation and loss in a Parkin loss-of-function *Drosophila* Model of Parkinson's disease. **Susana Gutierrez**.

D1349A The influence of misregulation of inositol triphosphate receptor on a *Drosophila* model of MJD. **David Hahn**.

D1350B Use of a *Drosophila* model of Alzheimer's Disease to screen GPCR ligands for potential AD therapeutics. **Katherine Innamorati**.

D1351C Gene interaction network in *Drosophila* reveals connections between Huntington's disease and FTD/ALS. **Kavitha Kannan**.

D1352A Role of Dpp signaling pathway in promoting survival of retinal neurons in A β 42 mediated neurodegeneration. **Jason Kleppel**.

D1353B Role of sarah/nebula in A β 42-induced neurological impairments in *Drosophila*. **Jang Ho Lee**.

D1354C The expression and role of Apolipoprotein D in A β 42-induced Alzheimer's disease *Drosophila* model. **Soojin Lee**.

D1355A Genetic variation and mechanisms of paraquat susceptibility in *D. melanogaster*. **Pamela Lovejoy**.

D1356B Effects of altered expression of apoptotic and autophagic gene products in novel *Drosophila* models of Parkinson disease. **Peter M'Angale**.

D1357C Polyglutamine tract expanded Androgen Receptor and SBMA: humans and flies. **Shaza Mokhtar**.

D1358A Investigate the Effects of Cyclopamine on *Drosophila melanogaster* Model of Alzheimer's Disease. **Phuong Nguyen**.

D1359B Altered metabolism in a TDP-43 model of ALS in *Drosophila*. **Abigail O'Conner**.

D1360C Assaying tissue-specific functions of SMN using *Drosophila* models of Spinal Muscular Atrophy. **Amanda Raimer**.

D1361A Role of steroid-responsive Ecdysone (Ecd) pathway in A β 42-mediated neurodegeneration. **Matthew Riccetti**.

D1362B Investigating the role of glycogen accumulation in neurodegeneration within brain. **Attey Rostami**.

D1363C Understanding the role of Wingless (Wg) signaling pathway in Amyloid-beta 42 (A β 42) mediated neurodegeneration in Alzheimer's Disease. **Ankita Sarkar**.

D1364A A *Drosophila* model for neurodegeneration based on gain- and loss-of function of the Cdk5 activator, p35. **Arvind Shukla**.

D1365B Illegally Parked: Investigating the role of Hip1 in a model of Parkinson Disease. **Frankie Slade**.

D1366C Yorkie Regulates PolyQ Mediated Neurodegeneration in *Drosophila melanogaster*. **Madhu Tapadia**.

D1367A Restoration of mitochondrial morphology rescues impaired axonal distribution caused by loss of Opa1 and Mitofusin in *Drosophila melanogaster*. **Tatiana Trevisan**.

D1368B The influence of the altered regulation of histone acetyltransferase Tip60 on degeneration in a *Drosophila* model of Machado-Joseph Disease. **Abigail Watterson**.

D1369C In vivo evidence for a moving HTT-Rab4 vesicle complex in *Drosophila* larval axons. **Joseph White**.

D1370A Identification and Characterization of the Δ Exon7 *PINK1* Mutation Associated with Parkinson's Disease in *Drosophila* and Mammalian Cells. **Huan Yang**.

The letter preceding the number is the community. A, B, C after the number is presentation time. W – C. elegans, C – Ciliates, D – *Drosophila*, M – Mouse, P – PEQG, Y – Yeast, Z – Zebrafish

D1371B Exploring the molecular basis of the PCH-associated RNA Exosome phenotypes in *Drosophila*. **Xue Yang**.

D1372C Translation Dysregulation in ALS. **Stephen Yao**.

D1373A Rescue of neurotoxicity in a TDP-43-based *Drosophila* model of ALS by a 4-aminoquinoline analog. **Benjamin Zaepfel**.

D1374B p97/VCP overexpression suppresses the mitochondrial defects in *PINK1*, *parkin* and *parkin mul1* mutants. **Ting Zhang**.

D1375C ER shaping protein REEP1 regulates neuronal lipid droplets *in vivo*. **Nicoletta D'Elia**.

D1376A Analysis of glucose metabolism during pathogenesis of Spinocerebellar Ataxia Type 1. **Javier Diaz**.

D1377B *Drosophila* spastin regulates lipid droplets and lipid metabolism *in vivo*. **Alessia Forgiarini**.

D1378C Uncovering cellular energetics at the neuromuscular junction in a *Drosophila* model of ALS. **Ernesto Manzo**.

D1379A A Ketogenic Dietary Supplement Eliminates Seizure-Like Activity and Paralysis in the Bang-sensitive (BS) Paralytic Mutants. **Miriam Nelson**.

D1380B Tissue specific overexpression of *c-myc* mitigates human poly(Q) induced neurodegeneration in *Drosophila* disease model. **Kritika Raj**.

D1381C Defining the transcriptional defects of KDM5 mutations associated with Intellectual Disability. **Sumaira Zamurrad**.

D1382A Use of *Drosophila* wing discs as a model to study the function of miRNAs in epithelial cell invasion. **Chih-Hsuan Chang**.

D1383B *Bicaudal C* mutation causes *myc* and TOR pathway up-regulation and Polycystic Kidney Disease-like phenotypes. **Chiara Gamberi**.

D1384C Short amyloid- β peptides attenuate amyloid- β 42 toxicity *in vivo*. **Brenda Moore**.

D1385A Drug discovery in *Drosophila*. **Tamy Portillo Rodriguez**.

D1386B The anti-migration/anti-metastatic compound Dihydropotporamine C signals through Rho1 and the non-muscle myosin heavy chain and is antagonized by Rac1. **Corey Seavey**.

D1387C Effects of Antimalarial Drugs on Motor and Behavioural Programs in *Drosophila melanogaster*. **Ahmed Adedeji**.

D1388A A *Drosophila* Model of Chronic Traumatic Encephalopathy. **Mingkuang Sun**.

D1389B Human Disease Model Reports in FlyBase. **Sian Gramates**.

D1390C Genetic screen for Wnt signaling factors that regulate *Drosophila* nociception. **Paul Freeman**.

D1391A The Effects of various heavy metals on *Drosophila melanogaster* third Instar Larvae Polytene Chromosomes. **Osamah Batiha**.

D1392B Polyamines: simple molecule, complex transport system. **David Brown**.

D1393C Flies and human disease: Resources at the Bloomington *Drosophila* Stock Center for human disease-related research. **Annette Parks**.

D1394A Outfast, Outyield, Outlast: Modified foxo increases *Drosophila* survivorship during amino-acid starvation. **Jennifer Slade**.

Evolution & Quantitative Genetics

D1395B Annotation of the *Drosophila ficusphila* Contig 53 on Chromosome 4 Using Comparative Genomics. **Ahmad Al-Abduljabar**.

D1396C The use of comparative genomics in the evidence-based annotation of contig10 on the 3L chromosome of *Drosophila elegans*. **Vivienne Beard**.

D1397A Annotation and transcription start site discovery on the dot chromosome of *Drosophila ficusphila* and *Drosophila biarmipes*. **Rachel Boody**.

D1398B Messenger RNA-associated processes and their influence on exon-intron structure in *Drosophila*. **Francesco Catania**.

D1399C *De novo* evolved genes are essential for spermatogenesis in *D. melanogaster*. **Geoffrey Findlay**.

D1400A New genes play a key role in the reproductive fitness of *Drosophila melanogaster*. **Andrea Gschwend**.

D1401B The recombination landscape of *Drosophila virilis* under hybrid dysgenesis. **Lucas Hemmer**.

The letter preceding the number is the community. A, B, C after the number is presentation time. W – *C. elegans*, C – Ciliates, D – *Drosophila*, M – Mouse, P – PEQG, Y – Yeast, Z – Zebrafish

D1402C How does replication level contribute to genome size evolution in *Drosophila* species? **Carl Hjelmén.**

D1403A A high frequency of transposable element tandems is a potential source of new satellite arrays. **Michael McGurk.**

D1404B Rapid acquisition of novel immune system genes via duplication and de novo origination in dipterans. **Timothy Sackton.**

D1405C The Hawaiian *Drosophila* genome project: Transcriptomes. **Haiwang Yang.**

D1406A The changing biodiversity of Alabama *Drosophila*: important impacts of climate variation, urbanization, and invasive species. **Andrey Bombin.**

D1407B The molecular difference between grey and black genotypes collected in Plopsoru village. **Gallia Butnaru.**

D1408C Male genotype-specific transcriptional responses to mating in female *Drosophila melanogaster*. **Sofie Delbare.**

D1409A Functional networks of locally adapted reproductive proteins in two *Drosophila* populations. **Craig Stanley.**

D1410B Conservation and evolution of maternal RNA deposition and early zygotic transcription in *Drosophila*. **Joel Atallah.**

D1411C Insect Egg Evolution: Diversity of Size and Shape at the Single-Cell Stage. **Sam Church.**

D1412A Functional analyses of the transposable element-derived genes *DPLG1* and *DPLG4* in *Drosophila melanogaster*. **Diwash Jangam.**

D1413B Evolutionary cooperativity between mating position and rotation of male genitalia in Diptera. **Inatomi Momoko.**

D1414C Step-by-step evolution of Bicoid's anterior patterning functions. **Pinar Onal.**

D1415A Species-specific transcriptional variation underlying *Drosophila* olfactory system structure and development. **Jia Pan.**

D1416B Butterfly color vision: stochastic patterning mechanisms and expanded sensory receptor diversity. **Michael Perry.**

D1417C Next-Generation Approaches to Understanding Evolution of the Insect Germline. **Honghu Quan.**

D1418A Changes in the regulation of *doublesex* led to the diversification of two novel traits. **Gavin Rice.**

D1419B Effect of aging on the Responder satellite in *Drosophila melanogaster*. **Linhe Xu.**

D1420C Sex-specific divergence for body size and desiccation-related traits in *Drosophila hydei* from the western Himalayas. **Bhawna Kalra.**

D1421A Genomic regulation of limited lifespan and reproductive senescence in *Drosophila melanogaster*. **Grace Parker.**

D1422B The TreadWheel: A novel apparatus to measure genetic variation in response to low impact exercise for *Drosophila*. **Laura Reed.**

D1423C *Drosophila* Lifespan: Effects of RNA Interference (RNAi)-Suppression. **Desiree Unsel.**

D1424A Dissecting the Genetics Basis of Learning, Memory, and Thermal Tolerance in a Multi-parental Population. **Patricka Williams-Simon.**

D1425B Identification of QTLs for male courtship song using a high-resolution genetic map of *Drosophila athabasca*. **Ryan Bracewell.**

D1426C Variable rescue of inviability in male hybrids of *Drosophila melanogaster* and the *Drosophila simulans* clade. **Jacob Cooper.**

D1427A The genetic basis for mate choice evolution between sibling species. **Deniz Erezyilmaz.**

D1428B Genetic basis of X-linked hybrid incompatibility between *Drosophila melanogaster* and *D. simulans*. **Chau-Ti Ting.**

D1429C A comparative genomic approach reveals the rapid evolutionary changes in two putative accessory gland genes throughout the *Sophophora* subgenus. **Matthew Johnson.**

D1430A Functional evolution of *bag-of-marbles*, the key switch for oogenesis in *Drosophila melanogaster*. **Jaclyn Bubnell.**

D1431B The genetic basis of the energy budget in *Drosophila melanogaster* on different diets. **Anna Perinchery.**

D1432C The genetic architecture of thermal plasticity in *Drosophila melanogaster*. **Omid Saleh Ziabari.**

D1433A Sex differences in *Drosophila* somatic gene expression: variation and regulation by *doublesex*. **Rita Graze.**

The letter preceding the number is the community. A, B, C after the number is presentation time. W – *C. elegans*, C – Ciliates, D – *Drosophila*, M – Mouse, P – PEQG, Y – Yeast, Z – Zebrafish

D1434B Genetics, development and plasticity of metabolic performance in *Drosophila*. **Kristi Montooth.**

D1435C Parthenogenomics: Assembly, annotation, and analysis of the facultative parthenogenetic fruit fly, *Drosophila mercatorum*. **Craig Stanley.**

D1436A Partial loss of function in the *Drosophila melanogaster* septin gene *Sep5*. **Ryan O'Neill.**

D1437B The effects of insulin signaling on sexually dimorphic gene expression in head tissues. **Tiffany Howard.**

D1438C How do polymorphic Y-chromosomes modulate genome-wide epigenetic states: analyses of a whole Y-chromosome dosage series. **Bernardo Lemos.**

Pattern Formation

D1439A A Facilitated Diffusion Mechanism Establishes the *Drosophila* Dorsal Gradient. **Gregory Reeves.**

D1440B Pax6 and the Polycomb group proteins promote eye formation by repressing alternate non-ocular fates. **Jinjin Zhu.**

D1441C SoxNeuro and Shavenbaby act cooperatively to shape denticles in the embryonic epidermis. **Nicholas Rizzo.**

D1442A *eyeless* Participates in the Establishment and Maintenance of the Retinal Dorsal/Ventral Axis. **Luke Baker.**

D1443B Role of axial patterning genes in growth regulation during eye development. **Neha Gogia.**

D1444C Defining the role of Glass, a zinc finger transcription factor, in eye development. **Carolyn Morrison.**

D1445A Zinc finger transcription factors, Teashirt and Tiptop: Their role in promoting early eye-antennal disc development and maintaining segregated eye-antennal fates. **Sneha Palliyil.**

D1446B Cytoskeleton-mediated cellular synapsis for Hh signaling. **Laura Gonzalez-Mendez.**

D1447C Steep difference in Dpp signaling triggers JNK-dependent transcriptional activation of *reaper*. **Hisashi Nojima.**

D1448A Trithorax Group proteins interact with Pax6 to specify proper organ number in the *Drosophila* eye-antennal disc. **Alison Ordway.**

D1449B Computational analysis of spatiotemporally-patterned intercellular Ca²⁺ transients in the *Drosophila* wing imaginal disc. **Pavel Brodskiy.**

D1450C Rab11, a multi talented determinant of morphogenesis in *Drosophila*. **Jagat Roy.**

D1451A *Macroglobulin complement-related* is required for border cell migration and proper egg shape during *Drosophila melanogaster* oogenesis. **Haifa Alhadyan.**

Regulation of Gene Expression

D1452B Unstable enhancer activity during early development of *Drosophila*. **Sergio Casas-Tinto.**

D1453C The *Drosophila melanogaster* *tfia-s-2* gene encodes a male germline-expressed homolog of the small subunit of the TFIIA general transcription factor. **Mark Hiller.**

D1454A Identification of transcriptional regulators and enhancer regions of the *Alk* locus in *Drosophila*. **Patricia Mendoza-Garcia.**

D1455B Myb and Mip120: an oncogenic dyad that causes tumorigenesis in *Drosophila* 3rd instar larvae. **Paul Vorster.**

D1456C Novel function of the class I bHLH protein Daughterless in postmitotic neurons. **Edward Waddell.**

D1457A Germline silencing of pUAS depends on the piRNA pathway. **Yi-Chun Huang.**

D1458B Transcriptome profile of abnormal testis reveals potential function for ceramidase in *drosophila melanogaster*. **Minjing Zhang.**

D1459C In vitro characterization of Zelda zinc fingers – discovery of a new DNA binding activity. **Nikolai Kirov.**

D1460A The circadian clock orchestrates *de novo* rhythmic expression of oxidative stress-response genes in aging *Drosophila*. **Rachael Kuintzle.**

D1461B Two temporal functions of Glass: ommatidium patterning and photoreceptor differentiation. **Xulong Liang.**

D1462C Transcriptional regulation by *Drosophila* Suppressor of Hairy-wing: Investigating contributions of a newly discovered interacting protein HIPP1. **Steve Glenn.**

D1463A Split-ends is required for Ecdysone production during Larva development. **Sattar Soltani.**

The letter preceding the number is the community. A, B, C after the number is presentation time. W – *C. elegans*, C – Ciliates, D – *Drosophila*, M – Mouse, P – PEQG, Y – Yeast, Z – Zebrafish

D1464B Whole genome analysis of the transcriptional corepressor, Atrophin, reveals interactions with Trithorax-like and regulation of Dpp and Notch signaling. **Kelvin Yeung**.

D1465C Characterization of a *grainyhead* neuroblast enhancer. **Thomas Brody**.

D1466A Fiber-specific Troponin C isoform switching in *Drosophila* thoracic muscles. **Maria Chechenova**.

D1467B The activity of the *en* imaginal disc enhancers is dependent on chromatin structure. **Yuzhong Cheng**.

D1468C Concentration Dependent Activity of the Bicoid Transcriptional Activator. **Colleen Hannon**.

D1469A Expression of reciprocal antagonists *Mirr* and *Mid* is regulated by localized input from EGFR, JAK/STAT, and Dpp signaling pathways. **Scott De Vito**.

D1470B Methionine Sulfoxide Reductase expression in response to anoxic stress conditions in *D. melanogaster*. **Evgeniya Rakitina**.

D1471C CLAMP: Sex Specific or Global Transcription Factor. **William Jordan**.

D1472A An integrated causality-based regulatory network for *Drosophila* S2 cells. **Hangnoh Lee**.

D1473B Competitive binding of transcription factors drives dominance in regulatory genetic pathways. **Adam Porter**.

D1474C Patterns of gene expression variation in a natural population of *Drosophila melanogaster* provide evidence for GRN robustness through compensatory *cis trans* interactions. **Justin Fear**.

D1475A A novel Smad/Su(H)-target enhancer drives *hedgehog* expression in a signaling hole of the posterior wing disc compartment. **Timothy Fuqua**.

D1476B Strong interactions between copies of *spineless* drive interchromosomal communication independent of homologous chromosome pairing. **Kayla Viets**.

D1477C The developmental effects of germline ablation contribute more strongly to somatic gene expression than the maternal effects of piRNA. **Alexandra Erwin**.

D1478A Development and optimization of light-dependent switches for spatiotemporal control of gene expression. **Lorena De Mena**.

D1479B Investigating Effects of TDP-43 on Metabolic Gene Expression in a *Drosophila* model of Amyotrophic Lateral Sclerosis. **Jordan Barrows**.

Chromatin & Epigenetics

D1480C Sex chromosome-wide transcriptional suppression and compensatory *cis*-regulatory evolution mediate gene expression in the *Drosophila* male germline. **Emily Landeen**.

D1481A The insect specific *Drosophila* gene *banshee* (*bshe*; *CG8878*), a putative protein kinase, has an acid-rich region inserted within the catalytic domain. **John Locke**.

D1482B Investigations into the action of the CHD1 remodeler on chromatin across a transcriptionally active gene in larval salivary glands. **Jennifer Armstrong**.

D1483C Determining how chromatin structure impacts DNA replication and cell cycle progression. **Robin Armstrong**.

D1484A Characterizing the role of HP1 proteins in aging. **Tandy Dolin Petrov**.

D1485B An RNA Topoisomerase Complex Interacts with RNAi Machinery to Promote Heterochromatin Formation and Transcriptional Gene-Silencing. **Seung Kyu Lee**.

D1486C Comparative Genomics Analysis of *Drosophila ficusphila* heterochromatic chromosome 4 contig 5. **David Schiller**.

D1487A Investigating the molecular basis of dominant male sterility associated with X-autosome translocations in *D. melanogaster* using RNA-seq and cytological analyses. **Jasmine Wong**.

D1488B Rapidly Evolving Stonewall maintains Germline Stem Cells and regulates Transposons. **Daniel Zinshteyn**.

D1489C Characterization of essential domains in the BEAF-32B insulator protein. **Satya Prakash Avva**.

D1490A Boundary elements-anchored chromatin loops may facilitate genome rearrangement. **Zhibo Ma**.

D1491B Characterization of the SCS' insulator. **Mukesh Maharjan**.

The letter preceding the number is the community. A, B, C after the number is presentation time. W – *C. elegans*, C – Ciliates, D – *Drosophila*, M – Mouse, P – PEQG, Y – Yeast, Z – Zebrafish

D1492C The *Dm-Myb* oncoprotein coordinates higher-order chromatin structure to potentiate expression of target genes as well as stabilize facultative heterochromatin. **Juan Santana.**

D1493A Don't Steer Me Wrong: Rustling for Connections Between BEAF Insulator Protein, PBAP Chromatin Remodeler and Gene Expression. **Jamie Wood.**

D1494B Analysis of *Sex combs reduced* HOX gene cis-regulatory elements. **Monica Cooper.**

D1495C Maintenance of tissue pluripotency by epigenetic factors. **Der-Hwa Huang.**

D1496A A genetic screen for Polycomb group mutants. **James Kennison.**

D1497B The chromatin remodeling protein Kismet regulates synaptic pruning by controlling steroid hormone receptor expression. **Nina Latcheva.**

D1498C The recognition of target gene transcriptional state by epigenetic regulators and establishment of Polycomb-group-mediated repression. **Piao Ye.**

D1499A Stuxnet Facilitates the Degradation of Polycomb Protein during Development. **Alan Zhu.**

D1500B Mechanisms of epigenetic gene regulation by the *Drosophila* COMPASS-like complex. **Claudia Zraly.**

D1501C The RNA paradox: can small RNA increase gene expression? **Nikita Deshpande.**

D1502A Exploring the chromatin regulation of an inner nuclear membrane Spieg (CG9723). **Chikin Kuok.**

D1503B Regulation of metazoan DNA replication fork progression, stability and composition. **Jared Nordman.**

D1504C Evaluation of genes required for telomere maintenance on *HipHop* dependent suppression of cell lethality after telomere loss. **Christopher Hendrix.**

D1505A Tip60/HDAC balance promotes neuroprotection of cognitive function in the neurodegenerative *Drosophila* brain. **Priyalakshmi Panikker.**

RNA Biology

D1506B Regulation and scaling of developmental time during *Drosophila* embryogenesis. **Christopher Amourda.**

D1507C RNA helicase Belle/DDX3 regulates transgene expression in *Drosophila*. **Yi-Chun Huang.**

D1508A The activation of new *lawc* transcripts after the homologous long double-stranded RNA treatment in *Drosophila*. **Olga Simonova.**

D1509B Clueless is a ribonucleoprotein that binds the ribosome at the mitochondrial outer membrane. **Rachel Cox.**

D1510C Investigating a link between methyl-6 adenosine RNA and the dNab2 RNA binding protein in *Drosophila melanogaster*. **Binta Jalloh.**

D1511A Investigating a link between methyl-6 adenosine RNA and the dNab2 RNA binding protein in *Drosophila melanogaster*. **Binta Jalloh.**

D1512B The level of nuclear 80S ribosomes increases during cell stress. **Akilu Abdullahi.**

D1513C Tet and epitranscriptomics in *Drosophila*. **Fei Wang.**

D1514A The m⁶A RNA modification controls neurogenesis and sex determination in *Drosophila* via its nuclear reader protein YT521-B. **Tina Lence.**

Techniques Resources

D1515B Regulated epithelial microenvironment chip for whole organ studies in *Drosophila*. **Cody Narciso.**

D1516C Persistence of RNAi-mediated knockdown in *Drosophila* complicates mosaic analysis yet enables highly sensitive lineage tracing. **Justin Bosch.**

D1517A A *Drosophila* RNAi library modulates Hippo pathway-dependent tissue growth. **Joseph Vissers.**

D1518B Hemophilia, direct diagnosis in Cuba supporting genetic counseling. **Niurka González.**

D1519C Efficient targeted editing of genes with a modified Caspr/Cas9 strategy. **David Li-Kroeger.**

D1520A Curation of transcript models with all available public sequencing reads. **Zhen-Xia Chen.**

D1521B Highly contiguous de novo genome assembly of a non-model metazoan using PacBio long reads. **Patrick Reilly.**

The letter preceding the number is the community. A, B, C after the number is presentation time. W – C. elegans, C – Ciliates, D – *Drosophila*, M – Mouse, P – PEQG, Y – Yeast, Z – Zebrafish

D1522C Library preparation effects on estimating satellite DNA abundance from short-read sequencing. **Sarah Sander**.

D1523A Highly sensitive measurement of poly(A) tail by TAIL-seq2 reveals dynamic gene regulation via cytoplasmic polyadenylation during oogenesis. **Ahyeon Son**.

D1524B Improving Genome Annotation across the *Drosophila* Clade. **Terence Murphy**.

D1525C Ilastik- and Matlab-based computational tools to analyze biological tubes in 3-D. **Ran Yang**.

D1526A *REDfly*: The Regulatory Element Database for *Drosophila*. **Marc Halfon**.

D1527B DRSC Informatics Tools for Functional Genomics Studies, 2016 Update. **Claire Hu**.

D1528C Model organism analysis using InterMine. **Rachel Lyne**.

D1529A Enhanced orthology data in FlyBase. **Steven Marygold**.

D1530B *flyDIVaS*: A database for genus- and genome- wide divergence and selection in *Drosophila*. **Craig Stanley**.

D1531C A Comprehensive and Precise Genome Duplication Kit in *Drosophila melanogaster*. **Graeme Mardon**.

D1532A Do not let your money fly away: Cost-effective strategies for new investigators operating a fly lab. **Anne-Christine Auge**.

D1533B A New Protocol to Visualize Dopamine in Whole Mount *Drosophila* Brains. **Yi Ting Liu**.

D1534C What's new at the Bloomington *Drosophila* Stock Center. **Annette Parks**.

The letter preceding the number is the community. A, B, C after the number is presentation time. W – *C. elegans*, C – Ciliates, D – *Drosophila*, M – Mouse, P – PEQG, Y – Yeast, Z – Zebrafish

Mouse Genetics 2016 Conference



Posters

Human Disease Models	M5001A-M5033C
Stem Cells	M5034A-M5038B
Epigenetics.....	M5039C-M5046A
Comparative Genomics, Computational Methods & Evolution.....	M5047B-M5057C
Technological Innovations	M5058A-M5060C
Development.....	M5061A-M5083B
Cancer & Immunology.....	M5084C-M5093C
Translational & Systems Genetics	M5094A-M5099C
International Resources	M5100A-M5112A

Human Disease Models

M5001A Oncogenic Role of BRE (BRCC45) by USP7-mediated CDC25A Deubiquitylation. **Kajal Biswas**.

M5002B Genes, Orthologs, and Human Diseases: How Model Organism Databases and the Gene Ontology Empower Knowledge Discovery. **Judith Blake**.

M5003C Neonatal Exposure to UV-Radiation and NER Pathway Deficiencies Enhance Melanomagenesis In A Novel Transgenic K5-*Efn3* Mouse Model. **Diana Cardero**.

M5004A In vivo Modeling of Heritable Dopamine Transporter Dysfunction Associated with Neuropsychiatric Disorders. **Gwynne Davis**.

M5005B KDM1A inhibition may contribute to MAPT (tau)-mediated neurodegeneration in Alzheimer's disease. **Amanda Engstrom**.

M5006C Degenerative transformations in the Liver and Gonads of male Wister albino rats by *Iringia gabonensis* (Aubery-Lecomte ex O'Rouke) Seed extract. **Hannah Etta**.

M5007A Embryo and neonate phenotyping identifies new genes essential for mammalian development. **Ann Flenniken**.

M5008B Gene expression and regulation in food restricted mice. **Douglas Guarnieri**.

M5009C The role of *Arid1a* as a suppressor of spontaneous mammary tumors in mice. **Nithya Kartha**.

M5010A Mitochondrial Fetal Drive in Response to Nutritional Stress during Gestation. **Robert Kesterson**.

M5011B A spontaneous mutation of neurexin III in the 129S1/SvImJ strain of mice enhances empathic fear behavior. **Sehoon Keum**.

M5012C Animal Models in Diabetes Research. **Karunakaran Kumar**.

M5013A Integrated analysis of the Jackson Laboratory Knockout Mouse Project 2 (KOMP2) data. **Vivek Kumar**.

M5014B Identifying Causal Variants for an Allergen-Induced Inflammation QTL. **Lucas Lauder milk**.

M5015C Identification of Genetic Modifier Loci that Affect Early Sudden Death in a Mouse Model of Accelerated Heart Aging. **Sarah Lewis**.

M5016A Resistance mitigating effect of *Artemisia annua* on *Plasmodium berghei* ANKA and *Plasmodium yoelii*. **Kangethe Lucy**.

M5017B Long-term exercise positively benefits body composition and metabolism during aging in a sex-dependent manner. **Rachel McMullan**.

M5018C Mutations in PI(3,5)P₂ biosynthesis and neurological disease in human and mouse. **Miriam Meisler**.

M5019A Systematization of the regulation of mammalian chromosome biology with evolutionary genetics & OMICs: A synopsis - 2016. **Ferez Nallaseth**.

M5020B A Novel Mouse Model of Leptomenigeal Melanocytic Disease Based on the Overexpression of GRM1 (mGluR1). **Joseph Palmer**.

M5021C One RING to Rule Them All: RNF212 Regulates The Size of The Ovarian Follicle Pool. **HuanYu Qiao**.

M5022A Effect of ketogenic diet on endurance running performance in males and females of two genetically distinct mouse strains. **Andrea Radulescu**.

M5023B IMPC metabolic phenotyping: Systemic search for new gene functions associated with disturbances in energy balance regulation and glucose homeostasis. **Jan Rozman**.

M5024C Extracellular matrix perturbations in the urinary tract of mouse model of vesicoureteral reflux. **Fatima Tokhmafshan**.

M5025A Translating between human and mouse genetics and phenotypes using the Human-Mouse: Disease Connection. **Monika Tomczuk**.

M5026B Identifying enhancers that regulate genes critical in mouse spermatogenesis. **Tina Tran**.

M5027C Investigating the phenotype of *Lyplal1* knockout mice. **Rachel Watson**.

M5028A Analysis of odor identification in B6;129-Psen1^{tm1Mpm} Tg(APPSwe, tauP301L)1Lfa/Mmjax mice. **Lisa Webb**.

M5029B SIK1 is a key regulator of adipose mass, glucose and lipid metabolism in mice. **David West**.

M5030C High-throughput multi-system phenotyping identifies pleiotropy and novel gene function. **David West**.

M5031A Newly formed heterotopic bone in

The letter preceding the number is the community. A, B, C after the number is presentation time. W – C. elegans, C – Ciliates, D – Drosophila, M – Mouse, P – PEQG, Y – Yeast, Z – Zebrafish

Fibrodysplasia Ossificans Progressive still requires Activin A for maintenance and expansion. **LiQin Xie**.

M5032B A trypsin-like protease from *Alternaria alternata* allergens promotes airway inflammation through activation of protease-activated receptor-2/ β -arrestin signaling. **Michael Yee**.

M5033C An OVA-sensitized and MCh-challenged mouse phenotyping screen for new genes involved in lung function and respiratory disease. **Yingchun Zhu**.

Stem Cells

M5034A Investigating Operative DNA Damage Response Pathways in Mouse Primordial Germ Cells. **Jordana Bloom**.

M5035B *Top3b*-null Mice Show Defective Neurogenesis, Synaptic Plasticity and Increased Anxiety. **Yuyoung Joo**.

M5036C Investigating how cytoskeletal protein mutations cause Amyotrophic Lateral Sclerosis disease using neuronal cells differentiated from mouse embryonic stem cells. **Kim Nguyen**.

M5037A Androgen receptor plays distinct roles in prostate basal and luminal cells and is required for rare stem cell activities in both compartments. **Zhu Wang**.

M5038B Mammalian Retinal Regeneration in Response to an $\alpha 7$ nAChR Agonist. **Mark Webster**.

Epigenetics

M5039C A Transgenic Mouse Model for Understanding *cis* and *trans* Mechanisms of lncRNA *Jpx* *in vivo*. **Sarah Carmona**.

M5040A The cytosine methylase DIM-2 and the H3K9 methylase DIM-5 mediate clustered mutation of repetitive DNA sequences in *Neurospora crassa*. **Eugene Gladyshev**.

M5041B Histone H3R17me2a Mark Recruits TET3 to Initiate Active DNA Demethylation in mouse Zygotes. **Yuki Hatanaka**.

M5042C Downregulation of MBD2, a Mi-2/NuRD Chromatin Remodeling Complex Component, Potentiates Erythroid Terminal Differentiation and Hemoglobin Synthesis by Allowing the DNA Binding of TFPC2 (CP2c) TF Complexes. **Chul Geun Kim**.

M5043A A Targeting Small Molecule Inhibitor of MBD2-GATAD2A Interaction Induces Myeloid

Leukemia Cell-specific Cell Death. **Chul Geun Kim**.

M5044B Genome wide analysis of transcriptional profiles of *Usp22* mutant placentas reveal impaired cancer signaling cascades. **Evangelia Koutelou**.

M5045C Imprinted DNA methylation status can be reconstituted by combining activity of distinct *H19* ICR elements in mice. **Hitomi Matsuzaki**.

M5046A On the role of the epigenetic factor PRDM9 in meiosis of the wild mouse. **Zdenek Trachtulec**.

Comparative Genomics, Computational Methods & Evolution

M5047B Full length transcript sequencing of wild derived mouse strains identifies strain specific novel gene structures. **Monica Abrudan**.

M5048C Integration of heterogeneous cross-species functional genomics data in GeneWeaver.org **Jason Bubier**.

M5049A High throughput screening of International Knock-out Mouse Consortium leads to novel gene-phenotype annotations. **James Clark**.

M5050B New exome sequencing of wild derived inbred strains of mice significantly improves power to link phenotype and genotype. **Matt Dean**.

M5051C Deep genome sequencing and variation analysis of 13 inbred mouse strains defines candidate phenotypic alleles, private variation, and homozygous truncating mutations. **Anthony Doran**.

M5052A Functional annotation of proteoforms in the Mouse Genome Database using the Protein Ontology. **Harold Drabkin**.

M5053B Unused program number

M5054C Rapid evolution of co-amplified X and Y chromosome genes and genomic structures in mice. **Alyssa Kruger**.

M5055A The future of reference assembly updates. **Valerie Schneider**.

M5056B Identifying genetic factors associated with extinction of strains in the Collaborative Cross. **John Shorter**.

M5057C The genomes of *Mus caroli* and *Mus pahari* uncover the evolutionary dynamics of the

The letter preceding the number is the community. A, B, C after the number is presentation time. W – C. elegans, C – Ciliates, D – Drosophila, M – Mouse, P – PEQG, Y – Yeast, Z – Zebrafish

mouse lineage. **David Thybert.**

Technological Innovations

M5058A Genetic pest management technologies to control invasive rodents. **Dona Kanavy.**

M5059B Unexpected translation reinitiation by on-target CRISPR-Cas9 genome editing. **Shigeru Makino.**

M5060C Optimisation and high-throughput production of CRISPR/Cas9-mediated knockout mouse strains. **Ed Ryder.**

Development

M5061A Elevated canonical Wnt signalling disrupts development of the embryonic midline and may underlie cases of *ZIC3*-associated Heterotaxy. **Ruth Arkell.**

M5062B HOX proteins are essential for motor neuron subtype differentiation and connectivity by regulating the expression of *Ret/Gfra* genes. **Catarina Catela.**

M5063C Genetic studies of large mammalian sex chromosome palindromes harboring testicular germline genes. **Quinn Ellison.**

M5064A Embryonic Spacing in the C3H Mouse: A Model for Abnormal Pregnancies in Mammals? **Samantha Fletcher.**

M5065B Role of a 3'UTR-dependent DAZL suppression in mouse postnatal ovary. **Kurumi Fukuda.**

M5066C SOX9 in developing heart valves and adult valve disease. **Pamela Hoodless.**

M5067A Linear-(de)ubiquitination – a (uro)chordate specific mechanism - regulates Wnt signaling in the mouse. **Sofiia Ivantsiv.**

M5068B Sperm proteome maturation in the mouse epididymis. **Timothy Karr.**

M5069C The role of *Robo* genes during development of the intervertebral discs. **Lisa Lawson.**

M5070A Study of dendritic cell development *in vitro* and *in vivo* using immortalized hematopoietic stem and progenitor cells. **Chien-Kuo Lee.**

M5071B A novel hypomorphic smoothened allele results in impaired sonic hedgehog

signaling and skeletal defects. **Alyssa Long.**

M5072C Mice mutant for *Cecr2*, which codes for a chromatin remodelling protein, show severe male subfertility that significantly improves with age. **Heather McDermid.**

M5073A Regulation of murine coat color by transgenic expression of endothelin 3. **Javier Pino.**

M5074B Simulation of transient oscillatory *Neurog3* expression during pancreatic duct development. **Gerhard Przemeck.**

M5075C Oscillatory Expression of cyclin A2 Requires the E2F Consensus Binding Site. **Jessica Rakijas.**

M5076A The cilia protein ARL13B regulates axon guidance in the mouse hindbrain. **Sarah Suci.**

M5077B Population Variability and The Teratogenic Effects of Exposure to 2, 3, 7, 8-Tetrachlorodibenzo-p-dioxin During Pregnancy. **Melanie Warren.**

M5078C The meiotic functions of aurora kinases during spermatogenesis in mice. **Stephen Wellard.**

M5079A Epithelial development of pharyngeal arches and intestine requires a member of S100 protein. **Shuying Xie.**

M5080B Establishing bipotentiality for gonadal differentiation. **Yisheng Yang.**

M5081C Embryonic lethality in mice expressing conditionally-stabilized *Ctnnb1* under control of Tg(Vil-cre)^{997Gum}. **Ephraim Amiel Yusi.**

M5082A Post-transcriptional regulation of mouse neurogenesis by pumilio proteins. **Meng Zhang.**

M5083B Wnt/beta-catenin signaling modulates cytoskeleton dynamics to direct mammalian neural tube closure. **Chengji Zhou.**

Cancer & Immunology

M5084C An inbred *Tp53* rat model exhibits a tumor spectrum similar to human Li-Fraumeni syndrome. **James Amos-Landgraf.**

M5085A *Arl13b* is a Novel Target for the Treatment of Medulloblastoma. **Sarah Bay.**

M5086B Determining the significance of space radiation exposures: high resolution genomic mapping to determine overlap in susceptibility loci for HZE-ion induced, γ -ray induced, and

The letter preceding the number is the community. A, B, C after the number is presentation time. W – C. elegans, C – Ciliates, D – Drosophila, M – Mouse, P – PEQG, Y – Yeast, Z – Zebrafish

spontaneous phenotypes in outbred mice. **Elijah Edmondson**.

M5087C Complex genetic regulation of immune cell composition and activity in a genetically variable population. **Martin Ferris**.

M5088A Evaluation of premetastatic niche formation in a mouse model of spontaneous melanoma lung metastasis. **Juliano Freitas**.

M5089B *GNL3* modulates prostate cancer metastasis susceptibility. **Minkyong Lee**.

M5090C Molecular analysis of epidermal growth factor receptor (EGFR)-independent colorectal cancers. **Carolina Mantilla Rojas**.

M5091A Host genetic and gut microbiota variability within the C57BL/6-*Apc^{Min}* mouse affects the intestinal tumor phenotype. **Jacob Moskowitz**.

M5092B Nuclear to cytoplasmic relocalization of cyclin C directs stress-induced mitochondrial fission and promotes apoptosis in yeast and mouse cell lines. **Randy Strich**.

M5093C Combinatorial regulation of BATF and BATF2 in LPS-stimulated and Mycobacterium-infected inflammatory responses. **Harukazu Suzuki**.

Translational & Systems Genetics

M5094A Susceptibility to diethylstilbestrol exposure in mice. **David Aylor**.

M5095B Systemic metabolic effects exerted by a point mutation in the RED subdomain of PAX6. **Nirav Chhabra**.

M5096C Congenic localization of the *Moo1* obesity QTL to 319 kb. **Susanne Clee**.

M5097A *Dll1*- and *Dll4*-mediated Notch signaling in adult pancreatic β -cells is essential for the structural integrity of the islets of Langerhans and maintenance of glucose homeostasis. **Marina Fuetterer**.

M5098B Quantitative Genetic Analysis of MUC5AC and MUC5B in a Mouse Model of Asthma. **Samir Kelada**.

M5099C GeneLab: A systems biology platform for spaceflight omics data. **Sigrid Reinsch**.

International Resources

M5100A Rat Resource and Research Center. **Elizabeth Bryda**.

M5101B Using the web-based genome browser *gEVAL*, to evaluate and improve the draft assemblies of 18 strains for the Mouse Genomes Project. **William Chow**.

M5102C Phylogenetically based Gene Ontology (GO) Annotations using the Phylogenetic Annotation and Inference Tool (PAINT). **Karen Christie**.

M5103A Catalogue of identified mutations in RIKEN ENU Mutant Mouse Library: a new approach for the studies on polygenic traits. **Ryutaro Fukumura**.

M5104B Utilizing NCBI's Mouse Genome Resources. **Tripti Gupta**.

M5105C Analysis of the Collaborative Cross founder strains at the German Mouse Clinic identify new and known phenotypes. **Heike Kollmus**.

M5106A Mouse SNPs and polymorphisms data on Mouse Genome Informatics. **MeiYee Law**.

M5107B Mouse Genome Nomenclature at MGI, Improved by Collaboration. **Monica McAndrews**.

M5108C Informing the Genetic Basis of Disease: Informatics for The International Mouse Phenotyping Consortium. **Terry Meehan**.

M5109A The Systems Genetics Core Facility at UNC. **Darla Miller**.

M5110B What's New in Mouse Genome Informatics (MGI)? **Joel Richardson**.

M5111C Mouse Genome Informatics tools for batch data searches and retrieval. **David Shaw**.

M5112A The Gene Expression Database (GXD): mouse developmental expression information at your fingertips. **Constance Smith**.

The letter preceding the number is the community. A, B, C after the number is presentation time. W – C. elegans, C – Ciliates, D – Drosophila, M – Mouse, P – PEQG, Y – Yeast, Z – Zebrafish

Population, Evolutionary & Quantitative Genetics Meeting



Posters

Population Genomics.....	P2001A-P2032B
Experimental Evolution	P2033C-P2043A
Genome Evolution	P2044B-P2074B
Quantitative Traits	P2075C-P2113B
Ecological Genetics	P2114C-P2119B
Adaptation & Speciation.....	P2120C-P2136A
Molecular Evolution	P2137B-P2155B

Population Genomics

P2001A Identifying population differentiation in the clam shrimp *Eulimnadia texana* through genome assembly and pooled sequencing. **James Baldwin-Brown**.

P2002B Genetic characterization of populations of the African Jewelfish (*Hemichromis letourneuxi*) introduced to the waterways of Florida. **Natalia Belfiore**.

P2003C *Speckled feathers and bladder eyes: pleiotropic effects of the Almond mutation in pigeon*. **Rebecca Bruders**.

P2004A *CYP2D6: Detecting New Structures for Clinical Practice*. **Beatriz Carvalho Henriques**.

P2005B Evolutionary implications of recombination rate variation among populations of *Drosophila melanogaster*. **Johnny Cruz Corchado**.

P2006C The Effects of Demographic History on the Detection of Recombination Hotspots. **Amy Dapper**.

P2007A Exogenous RNA in the serum of healthy persons. **Supriyo De**.

P2008B Genetic variation, population structure, and genome assembly of the threatened Neoshomatom catfish (*Noturus placidus*). **Jared Decker**.

P2009C Unused program number

P2010A Population Genetic Analysis of Autophagy and Phagocytosis genes in *Drosophila melanogaster*. **Joo Hyun Im**.

P2011B Insertion polymorphisms of mobile elements in sexual and asexual populations of *Daphnia pulex*. **xiaoqian jiang**.

P2012C The Relationship between Host Genetic Architecture and Pathogen Susceptibility in *Caenorhabditis elegans*. **Lindsay Johnson**.

P2013A Characterization of Genic Microsatellite Markers (EST-SSRs) in the Endangered Tree *Quercus georgiana*. **Priyanka Kadav**.

P2014B Population genomics of *Fusarium graminearum* head blight pathogens in North America. **Amy Kelly**.

P2015C The effects of linked selection on *Capsella grandiflora*. **Tyler Kent**.

P2016A Exact calculation of the joint site frequency spectrum for generalized isolation with migration models. **Andrew Kern**.

P2017B The evolution of herbicide resistance in an agricultural weed, *Capsella bursa-pastoris*. **Julia Kreiner**.

P2018C *Saccharomyces eubayanus* population dynamics in nature and industry. **Quinn Langdon**.

P2019A A Haplotype Method Detects Diverse Scenarios of Local Adaptation from Genomic Sequence Variation. **Jeremy Lange**.

P2020B How a Framework for Evolutionary Systems Biology Can Accelerate Reproducible Modeling of Mechanistic Fitness Landscapes. **Laurence Loewe**.

P2021C Parallel seasonal selection across *Drosophila melanogaster* populations. **Heather Machado**.

P2022A Genotype calling from population-genomic sequencing data. **Takahiro Maruki**.

P2023B Whole animal genetics-by-sequencing approaches to investigate starvation resistance. **Brad Moore**.

P2024C Two locus allele frequency statistics with demography and selection using a diffusion approach. **Aaron Ragsdale**.

P2025A Unused program number

P2026B Frequency, variance and power: how genetic model and demography impact association studies. **Jaleal Sanjak**.

P2027C Robust identification of hard and soft sweeps in humans via machine learning. **Daniel Schrider**.

P2028A Comprehensive genome-wide disease characterization (URSA(HD)) and tissue-specific networks (GIANT) guide discovery and functional elucidation of novel predicted disease-associated genes. **Chandra Theesfeld**.

P2029B Polygenic adaptation to an optimum shift. **Kevin Thornton**.

P2030C Genome-wide association in presence of high density marker panels and genotyped causal variants. **Sajjad Toghiani**.

P2031A Detecting patterns of microgeographical adaptation to a patchy saline environment of a single population of *Medicago truncatula*. **Wendy Vu**.

The letter preceding the number is the community. A, B, C after the number is presentation time. W – C. elegans, C – Ciliates, D – *Drosophila*, M – Mouse, P – PEQG, Y – Yeast, Z – Zebrafish

POPULATION, EVOLUTIONARY AND QUANTITATIVE GENETICS POSTER SESSION

P2032B Genome-wide divergence among microhabitats in *Fundulus heteroclitus*. **Dominique Wagner**.

Experimental Evolution

P2033C Essential proteins evolve slower than non-essential ones during evolution experiments. **David Alvarez-Ponce**.

P2034A Subpopulation structure in long-term cultures of *Escherichia coli* K-12. **Megan Grace Behringer**.

P2035B Phenotypic variation in individuals isolated from *Escherichia coli* long-term evolution populations. **Brian Choi**.

P2036C Quantifying host genome response to gene drive using experimental evolution. **Kaitlin Fisher**.

P2037A Leveraging haplotype-aware inference for evolve-and-resequence studies. **Sharon Greenblum**.

P2038B Genome-wide Analysis of Starvation-selected *Drosophila melanogaster*- a Genetic Model of Obesity. **Chris Hardy**.

P2039C Investigation of the prevalence of antagonistic pleiotropy. **Lucas Herissant**.

P2040A Analyses of Breast Cancer Type 1 (BRCA 1) Gene of Different Mammalian Species. **Ekei Ikpeme**.

P2041B Experimental evolution of drift robustness in digital organisms. **Thomas LaBar**.

P2042C A gene's view of a long-term evolution experiment with *Escherichia coli*. **Rohan Maddamsetti**.

P2043A The fitness spectrum in adaptation of diploid yeast. **David Yuan**.

Genome Evolution

P2044B Genomic Basis of Craniofacial Diversity in Lake Malawi Cichlids. **Kawther Abdilleh**.

P2045C Repeated horizontal transfer of a fused gene encoding adjacent metabolic enzymes. **Noelle Anderson**.

P2046A Mapping the Origins of Inter-Population Skin Color Variation with Admixed Indigenous Populations . **Khai Ang**.

P2047B Genomic deletion and silencing on the Y chromosomes of *Rumex hastatulus*. **Felix Beaudry**.

P2048C Horizontal transfer can drive a greater transposable element load in large populations. **Justin Blumenstiel**.

P2049A Defining microRNA molecular origins to facilitate target prediction. **Glen Borchert**.

P2050B *Cis*-regulatory enhancers of social insects share ultraconserved core elements flanked by taxa specific modifications. **Thomas Brody**.

P2051C Single molecule real time sequencing reveals the detailed structure of a Y-autosome fusion in *Drosophila pseudoobscura*. **Ching-Ho Chang**.

P2052A Unused program number

P2053B Transposase genes are actively expressed in vesperilionid bat somatic tissues. **Rachel Cosby**.

P2054C Cytogenetics in the post-genomic era: *Standing chromosomal variation* associated with rapid divergence in a young species pair. **Anne-Marie Dion-Côté**.

P2055A Catching de novo genes as they arise in natural populations. **Eleonore Durand**.

P2056B Few Nuclear-Encoded Mitochondrial Gene Duplicates Contribute to Male Germline-Specific Functions in Humans Compared to *Drosophila*. **Mohammadmehdi Eslamieh**.

P2057C Reconstruction of gene regulatory networks in the developing gonad of the common snapping turtle using ARACNe opens new perspectives for the study of temperature-dependent sex determination. **Lei Guo**.

P2058A Investigating the evolutionary pathways towards extremely AT rich genomes. **Weilong Hao**.

P2059B Evolution of gene regulation in nutrient starvation response between free-living and commensal yeast. **Bin He**.

P2060C Dynamics of mitochondrial genome evolution during speciation by hybridization. **Mathieu Henault**.

P2061A Detailed structure and variation of complex satellite DNA loci in *Drosophila melanogaster*. **Daniel Khost**.

The letter preceding the number is the community. A, B, C after the number is presentation time. W – *C. elegans*, C – Ciliates, D – *Drosophila*, M – Mouse, P – PEQG, Y – Yeast, Z – Zebrafish

POPULATION, EVOLUTIONARY AND QUANTITATIVE GENETICS POSTER SESSION

P2062B The Rate and Spectrum of Spontaneous Mutations in Social Amoeba *Dictyostelium discoideum*. . **Sibel Kucukyildirim**.

P2063C Mitochondrial genome comparisons across major sea urchin families, with special focus on the emerging model *Tripneustes gratilla*. **Aki Laruson**.

P2064A Comparative Methyloome Analyses Identify Epigenetic Loci of Transcriptional Regulation in the Human Brain. **Isabel Mendizabal**.

P2065B Exploring the last chromosome: Y-linked sequence variation in the house mouse. **Andrew Morgan**.

P2066C The evolution of sexual dimorphism of recombination rate in house mice. **April Peterson**.

P2067A Genomic disintegration in woolly mammoths on Wrangel island. **Rebekah Rogers**.

P2068B *Cis*-acting variation in gene expression dynamics within and between *Saccharomyces* species. **Ching-Hua Shih**.

P2069C Degeneration and positive selection of a non-recombining chromosomal inversion underlying behavioral polymorphism in the white-throated sparrow. **Dan Sun**.

P2070A Enhancer activity of vertebrate ultraconserved elements in fruit flies. **Toshiyuki Takano-Shimizu**.

P2071B Divergent patterns of marsupial-eutherian genomic imprinting revealed from RNA-seq analysis in the opossum, *Monodelphis domestica*. **Xu Wang**.

P2072C Comparative genomics of the *Daphnia pulex* species complex. **Zhiqiang Ye**.

P2073A Origin and spread of *de novo* genes in *Drosophila*. **Li Zhao**.

P2074B Evolution trajectories of snake genes and genomes revealed by comparative analyses of five-pacer viper. **Qi Zhou**.

Quantitative Traits

P2075C The Genomics of Drug Consumption in *Drosophila melanogaster*. **Brandon Baker**.

P2076A Unused program number

P2077B Unused program number

P2078C Unused program number

P2079A Moving beyond the joint-scaling test for line cross analysis: An information-theoretic approach to estimating the composite genetic effects contributing to variation among generation means. **Jeffery Demuth**.

P2080B Genetic variation in male attractiveness: it's time to see the forest for the trees. **Szymon Drobniak**.

P2081C A comparison of PCR-based and GBS-based methodologies to fine-map anthracnose resistance loci in sorghum. **Terry Felderhoff**.

P2082A An additive genetic model is often not sufficient for predicting individual phenotypes. **Simon Forsberg**.

P2083B Estimation of genetic parameters for growth, yield and carcass quality traits in a fast-growing strain of Atlantic salmon. **Jose Gallardo**.

P2084C Tracing the signature of gene expression across time in *D. melanogaster* artificially selected for long and short sleep duration. **Susan Harbison**.

P2085A Functional validation of loci contributing to nicotine resistance in *Drosophila*. **Chad Highfill**.

P2086B Analyzing the Effects of Naturally Occurring Genetic Variants in the Sphingosine-1-Phosphate Receptor Family. **Jacob Hornick**.

P2087C Integrated Genetic Analysis Platform (IGAP) for Web-based Interactive Association Analysis and Visualization of Large Scale Genotype/Phenotype Data. **Go Jun**.

P2088A Automated tracking and analysis of sleep-like behavior in *Drosophila* larvae. **Cecelia Kim**.

P2089B The genetic basis of the *Drosophila* IIS pathway response to changing nutrition. **Elizabeth King**.

P2090C A decrease in soybean seed protein is associated with an increase in domestication traits. **Edward Large**.

P2091A The genetic basis of temperature sensitivity in a mutationally induced trait. **Jonathan Lee**.

P2092B Genome-wide association mapping identifies SNPs influencing the plastic response of lifespan and age-specific fecundity to diet in *Drosophila melanogaster*. **Jeff Leips**.

The letter preceding the number is the community. A, B, C after the number is presentation time. W – C. elegans, C – Ciliates, D – *Drosophila*, M – Mouse, P – PEQG, Y – Yeast, Z – Zebrafish

POPULATION, EVOLUTIONARY AND QUANTITATIVE GENETICS POSTER SESSION

P2093C A Bayesian approach for the imputation of genotypes on observed markers in complex pedigrees. **Damien Leroux**.

P2094A Genetic basis of thermal tolerance in *Saccharomyces* species. **Xueying Li**.

P2095B Comparison of normalization and differential expression analyses using RNA-Seq data from 726 individual *Drosophila melanogaster*. **Yanzhu Lin**.

P2096C Genetic dissection of variation in sleep using the *Drosophila* Synthetic Population Resource. **Stuart Macdonald**.

P2097A The genetics of giant sperm in *Drosophila*. **Mollie Manier**.

P2098B *IRF4* haplotype diversity and associations with hair, eye and skin pigmentation in a Brazilian admixed population. **Celso Mendes-Junior**.

P2099C Genetic constraints on the learning of a complex song phenotype. **David Mets**.

P2100A The genetic basis of the coordination of nutrition and energy allocation in a synthetic population of *Drosophila melanogaster*. **Enoch Ng'oma**.

P2101B Proteome-wide association studies identify biochemical modules associated with a wing size phenotype in *Drosophila melanogaster*. **Hirokazu Okada**.

P2102C Genetics of skeletal evolution in unusually large mice from Gough Island. **Michelle Parmenter**.

P2103A Validation of candidate anthracnose resistance genes in sorghum via Brome Mosaic Virus-mediated gene silencing. **Srinivasa Rao**.

P2104B Species diversity and sexual dimorphism of ethanol sensitivity in *Drosophila*. **Miranda Reich**.

P2105C Is genetic architecture predictable? Modeling the roles of mutation, recombination and selective forces in shaping allelic variation. **David Remington**.

P2106A Virulence QTLs and Genome-wide Recombination Rates in *Cryptococcus*. **Cullen Roth**.

P2107B Natural variation in behavior: finding the causal genes in *Drosophila*. **Thomas Turner**.

P2108C Investigating mitochondrial and viral genome contributions to phenotype in *Saccharomyces cerevisiae*. **Sriram Vijayraghavan**.

P2109A Quantitative genetics of skeletal traits in BXD recombinant inbred strain mice. **Kristen Warncke**.

P2110B Hybrid male sterility in genetically diverse mice. **Samuel Widmayer**.

P2111C Quantitative studies on gene-environment interaction in hitchhiking behavior of *C. elegans*. **Heeseung Yang**.

P2112A Spatial and ecological determinants of genotype-by-environment interaction. **Rong-Cai Yang**.

P2113B Natural variation in sensitivity of rhabditid nematodes to microsporidia. **Gaotian ZHANG**.

Ecological Genetics

P2114C Genetic basis of octanoic acid resistance in *Drosophila sechellia*: functional analysis of a fine-mapped region. **Joseph Coolon**.

P2115A A preliminary examination of genetic diversity in mantled howler monkeys (*Alouatta palliata*) in a fragmented forest in Costa Rica. **Marie-dominique Franco**.

P2116B Population genetics of the monarch butterfly, *Danaus plexippus*, in Mexico. **Fernan Pérez-Gálvez**.

P2117C A Second Coming of sechellia: Parallel Adaptation to a Toxic Fruit in *Drosophila yakuba*. **John Pool**.

P2118A Genetic and environmental components of phenotypic and behavioral trait variation during lake sturgeon (*Acipenser fulvescens*) early ontogeny. **Kim Scribner**.

P2119B Quantification of behavioral and heritability correlates in prairie voles, a socially monogamous rodent. **Andrea Vogel**.

Adaptation and Speciation

P2120C Post-mating transcriptome profiles of *Drosophila novamexicana* females after con- and heterospecific copulation. **Yasir Ahmed**.

The letter preceding the number is the community. A, B, C after the number is presentation time. W – *C. elegans*, C – Ciliates, D – *Drosophila*, M – Mouse, P – PEQG, Y – Yeast, Z – Zebrafish

- P2121A** Population genetics models with selection for phylogenetic inference. **Jeremy Beaulieu.**
- P2122B** A reverse ecology approach to understand the proximate and ultimate causes of phenotypic divergence during species formation. **Chris Eberlein.**
- P2123C** Genomic analysis of ancestry in hybrid mice. **Megan Frayer.**
- P2124A** Finding Hybrid Sterility Genes Between Two African Malaria Mosquitoes. **Raissa Green.**
- P2125B** Shared and species-specific transcriptional responses of barley (*Hordeum vulgare* L.) to generalist and specialist spider mite herbivores. **Robert Greenhalgh.**
- P2126C** Evidence for an epigenetic effect of kinship on fertility of flies (*Drosophila melanogaster*) induced by folic acid with reference to a possible similar mechanism in *Homo sapiens* at clinical dose levels. **M. Herbert.**
- P2127A** Robustness versus adaptation? **Pengyao Jiang.**
- P2128B** Fisher's Geometric Model and the Cost of Reality. **Kedar Karkare.**
- P2129C** Identification and characterization of the *Taeniopygia guttata* (Zebra finch) sperm proteome. **Timothy Karr.**
- P2130A** Genome-wide RAD genealogical analyses highlight the role of ancient genomic variation during rapid adaptation in threespine stickleback. **Thom Nelson.**
- P2131B** A karyological study of the artificial hybridization between *Clarias gariepinus* (Burchell, 1822) and *Heterobranchius bidorsalis* (Geoffroy, 1809). **Gladys Nzeh.**
- P2132C** Can Adaptive Evolution Undermine Canalization? The Case of Wing Size Evolution in High Altitude *Drosophila*. **John Pool.**
- P2133A** Effects of adaptive Neandertal introgression at the OAS locus on the modern human innate immune response. **Aaron Sams.**
- P2134B** GC-rich DNA is an inductor of adaptive response in MSCs. **Vasilina Sergeeva.**
- P2135C** The adaptive significance of natural genetic variation in the DNA damage response of *Drosophila melanogaster*. **Nicolas Svetec.**
- P2136A** Can the Y chromosome save males from the mother's curse? **J. Arvid Ågren.**

Molecular Evolution

- P2137B** Positive selection and centrality in the yeast and fly protein-protein interaction networks. **David Alvarez-Ponce.**
- P2138C** GC content evolution in the light of nucleic acid molecular dynamics. **Gregory Babbitt.**
- P2139A** A genetic parallel between flightlessness evolution in the Galapagos cormorant (*Phalacrocorax harrisi*) and human skeletal ciliopathies. **Alejandro Burga.**
- P2140B** Comparative Genomic Analysis of Zika Viruses between Southeast Asia and Microcephaly-Related South America Groups. **Thanat Chookajorn.**
- P2141C** Three blind mammals: Regressive evolution in the mammalian eye and the identification of new eye-specific *cis*-regulatory elements. **Nathan Clark.**
- P2142A** *Plasmodium vivax* mdr1 genotypes in isolates from successfully cured patients living in endemic and non-endemic Brazilian areas. **Maria de Fatima Ferreira-Da-Cruz.**
- P2143B** Phylogenetic reconstruction using Wright-Fisher models of sequence evolution vastly outperform standard approaches. **Michael Gilchrist.**
- P2144C** First report of *Rhizoctonia solani* AG-4 on tomato in Pothwar region of Pakistan. **Amjad Gondal.**
- P2145A** Comparative genome-wide analysis and evolutionary history of haemoglobin-processing and haem detoxification enzymes in malarial parasites. **Theerarat Kochakarn.**
- P2146B** Is the evolution of innate immunity the next EvoDevo? Changes in molecular function and cellular signaling in an antiviral immune system across the animal phylogeny. **Bryan Kolaczowski.**
- P2147C** The lower limit of transcription error rate in the bacterium *Escherichia coli*. **Weiyi Li.**
- P2148A** A maximum pseudo-likelihood approach for estimating species trees. **Liang liu.**
- P2149B** Reduction of intergenic non-coding RNAs from the *HBS1L-MYB* locus linked to Thalassemia disease severity. **Duangkamon Loesbanluetchai.**
- P2150C** Folding and misfolding of evolutionarily young proteins. **Joanna Masel.**

The letter preceding the number is the community. A, B, C after the number is presentation time. W – C. elegans, C – Ciliates, D – Drosophila, M – Mouse, P – PEQG, Y – Yeast, Z – Zebrafish

POPULATION, EVOLUTIONARY AND QUANTITATIVE
GENETICS POSTER SESSION

P2151A Assessing the compatibility of eukaryotic transcript evolution with *de novo* gene birth. **Lou Nielly-Thibault**.

P2152B Improved accuracy of phylogenetic analyses by partitioning schemes that incorporate structural information. **Akanksha Pandey**.


P2153C Here and there, but not everywhere: the repeated loss of uncoupling proteins in reptiles and mammals. **Tonia Schwartz**.

P2154A Functional divergence of two young duplicate genes in *Drosophila*. **Iuri Ventura**.

P2155B Function of Ssl2 in RNA Polymerase II Transcription Start Site Scanning. **Tingting Zhao**.

The letter preceding the number is the community. A, B, C after the number is presentation time.
W – *C. elegans*, C – Ciliates, D – *Drosophila*, M – Mouse, P – PEQG, Y – Yeast, Z – Zebrafish

Yeast Genetics Meeting



Posters

Cell Biology	Y3001A-Y3071B
Chromosome Structure, Variation, Evolution and Dynamics	Y3072C-Y3082A
Gene Expression	Y3083B-Y3124A
Global Analysis	Y3125B-Y3199A

Cell Biology

Y3001A Elimi-NAD-ing fat in old mother yeast cells. **Anthony Beas**.

Y3002B Fin1-PP1 clears the spindle assembly checkpoint protein Bub1 from the kinetochore in anaphase. **Michael Bokros**.

Y3003C How TORC controls growth through metabolism. **Jun Chen**.

Y3004A Cell-Cycle Control of a Pulse-Generating Network Restricts Frequency of Periodic Transcription. **Chun-Yi Cho**.

Y3005B The Yeast Genome Project: Exploring APD1. **Catherine Douds**.

Y3006C Mmf1p protects Hem1p from damage caused by the ubiquitous metabolic stressor, 2-aminoacrylate. **Dustin Ernst**.

Y3007A Global Analysis of Molecular Fluctuations Associated with Cell Cycle Progression in *Saccharomyces cerevisiae*. **Ben Gryns**.

Y3008B Interplay between Rfa2 N-terminal phosphorylation and Rad53 dephosphorylation in regulating exit from a checkpoint in the presence of persistent DNA damage. **Stuart Haring**.

Y3009C The function of Sgo1-centromere recruitment pathway and spindle assembly checkpoint silencing. **Fengzhi Jin**.

Y3010A Regulation of lifespan by vitamin B₆ metabolism-related genes in yeast. **Yuka Kamei**.

Y3011B The role of protein acetylation in stress defense. **Jeffrey Lewis**.

Y3012C A genome-wide screening identifies novel filament-forming metabolic enzymes in *Saccharomyces cerevisiae*. **Ji-Long Liu**.

Y3013A TOR pathway mediates cytoophidium assembly in *Schizosaccharomyces pombe*. **Ji-Long Liu**.

Y3014B *Candida albicans* Pho84 is required for anabolic TOR signaling, stress responses and virulence determinants. **Ning-Ning Liu**.

Y3015C Response of quiescent cells to exogenous DNA damage. **Lindsey Long**.

Y3016A Regulation of lifespan by phosphate starvation response factors in budding yeast. **Yukio Mukai**.

Y3017B Natural variation in the cell adhesion, FLO11, and its effects on biofilm formation. **Helen Murphy**.

Y3018C *GPH1* over-expression rescues glycogen and calcium accumulation defects in a *pgm2Δ* mutant strain of *Saccharomyces cerevisiae*. **Katrina Ngo**.

Y3019A Strategies for metabolic engineering and optimization of *S. cerevisiae* into microbiofactories for the production of terpenes. **Philippe Prochasson**.

Y3020B NASA's BioSentinel mission: using the power of yeast genetics in deep space. **Sergio Santa Maria**.

Y3021C Dissecting the role of the transcription factor Hap1 in *Saccharomyces cerevisiae* respiration and fitness. **Kevin Serdynski**.

Y3022A Nutrient starvation induces upregulation of α -mannosidase Ams1 in *Saccharomyces cerevisiae*. **Midori Umekawa**.

Y3023B Differential Acetylation of Protein N-Termini in Response to Nutrient Starvation. **Sylvia Varland**.

Y3024C Identification of Unforeseen Functions of Ataxin-2, a Conserved Protein Linked to Neurodegenerative Disease. **Yu-San Yang**.

Y3025A Phospholipid methylation regulates sulfur homeostasis in coordination with maintenance of the epigenome. **Cunqi Ye**.

Y3026B Production of volatile aroma compounds by yeast during fermentation of Chinese Baijiu. **Cui-ying Zhang**.

Y3027C Newly made prion particles must overcome actin-based spatial quality control mechanisms. **Anita Manogaran**.

Y3028A Duplication of the budding yeast spindle pole body. **Diana Rüttnick**.

Y3029B A new experimental system to study meiotic non-allelic homologous recombination in yeast. **Hailey Conover**.

Y3030C The roles of the LINC complex in chromosome movement and nuclear dynamics in budding yeast. **Jinbo Fan**.

Y3031A Coordination of meiotic cytokinesis by the GCKIII kinase, Sps1. **Linda Huang**.

Y3032B The synaptonemal complex is dispensable for MutSy-mediated crossover recombination during meiosis in budding yeast. **Amy MacQueen**.

Y3033C Coupling activation of the Smk1 MAPK to the completion of meiosis. **Gregory Omerza**.

The letter preceding the number is the community. A, B, C after the number is presentation time. W – *C. elegans*, C – Ciliates, D – *Drosophila*, M – Mouse, P – PEQG, Y – Yeast, Z – Zebrafish

Y3034A Kel1p mediates yeast cell fusion through a Fus2p and Cdc42p-dependent mechanism. **Jean Smith.**

Y3035B *NDT80* dependent internal transcriptional initiation sites during budding yeast sporulation. **Sai Zhou.**

Y3036C *S. cerevisiae RTT105* mediates Ty1 Gag localization under stress. **Jill Keeney.**

Y3037A Early stage prion formation and the insoluble protein deposit (IPOD). **Douglas Lyke.**

Y3038B Mechanisms of suppression of Cox1p degradation by Oma1p. **Gavin McStay.**

Y3039C *MTG3*, a putative GTPase that regulates mitochondrial ribosome function in *Saccharomyces cerevisiae*. **Upasana Mehra.**

Y3040A Mitochondrial genome large scale deletions in *Saccharomyces cerevisiae* natural population. **Tuc Nguyen.**

Y3041B The Influence of Mitochondrial Morphology on Mitochondrial DNA Stability. **Rey Sia.**

Y3042C Nuclear to mitochondrial translocation of cyclin C promotes stress-induced fission and programmed cell death. **Daniel Smethurst.**

Y3043A Number not programmed

Y3044B Mitochondria as signaling organelles in aging. **Vladimir Titorenko.**

Y3045C $[PSI^+]$ formation: Differentiating the role of the retromer complex from vacuole fusion. **Brett Wisniewski.**

Y3046A Arl1 and Ypt6 are involved in autophagy in *Saccharomyces cerevisiae*. **Shu Yang.**

Y3047B Cohesin Binding and Function at a Model Euchromatic Gene. **Melinda Borrie.**

Y3048C Ubiquitin/Dsk2 promotes inclusion body formation and lysosome-mediated disposal of mutated Huntingtin. **Kun-Han Chuang.**

Y3049A Genetic selection coupled to next-generation sequencing reveals structural requirements for tail-anchor targeting to mitochondria. **Cory Dunn.**

Y3050B Membrane trafficking underlies aging and rejuvenation. **Kiersten Henderson.**

Y3051C Clearance of mutated huntingtin protein via K63-linked ubiquitination in yeast cells. **Ryan Higgins.**

Y3052A A SUMO-targeted ubiquitin ligase reduces the toxicity and transcriptional activity of a poly-Q expanded protein. **Oliver Kerscher.**

Y3053B Mechanism of protein quality control at the inner nuclear membrane in budding yeast. **Bailey Koch.**

Y3054C Dissecting pathways underlying asymmetric plasma membrane protein retention. **Jason Rogers.**

Y3055A Protein quality control that regulates unassembled ribosomal proteins. **Min-Kyung Sung.**

Y3056B Multiple signaling pathways control the *S. cerevisiae* gene expression response to hypoxia. **Erica Avery.**

Y3057C Exploring the role of tyrosine phosphorylation in regulating Yck1/2 activity in the glucose sensing pathway. **Tora Biswas.**

Y3058A Multiple targets on the Gln3 transcription activator are cumulatively required for control of its cytoplasmic sequestration. **Terrance Cooper.**

Y3059B The ergosterol biosynthesis pathway is required for optimal induction of the unfolded protein response after phenol stress. **Gretchen Edwards-Gilbert.**

Y3060C The scaffold protein Bem1 connects active Cdc42^{GTP} to different effector proteins in a cell cycle specific manner. **Sören Grinhagens.**

Y3061A Altered expression levels of *HKR1*, which encodes a transmembrane signaling mucin, confer resistance to HM-1 killer toxin on *Saccharomyces cerevisiae*. **Shin Kasahara.**

Y3062B Multiple MAPK cascades regulate the transcription of *IME1*, the master transcriptional activator of meiosis in *Saccharomyces cerevisiae*. **Yona Kassir.**

Y3063C The Transmission Interface in Yeast Pleiotropic Drug Resistance (PDR) Pumps Controls Substrate Specificity by Linking ATP Hydrolysis to Drug Extrusion. **Karl Kuchler.**

Y3064A Boi1 and Boi2 contribute to Secretory Pathway Polarization. **Jochen Kustermann.**

Y3065B The NaCl-activated signaling network responsible for protein phosphorylation in yeast reveals potential decision points in the growth-versus-stress decision. **Matthew MacGilvray.**

Y3066C Identification of Interacting Partners of the Yeast Trans-Membrane Stress Sensor Protein Mtl1p as a Model for Drug Discovery in Fungi. **Nelson Martínez-Matias.**

The letter preceding the number is the community. A, B, C after the number is presentation time. W – C. elegans, C – Ciliates, D – Drosophila, M – Mouse, P – PEQG, Y – Yeast, Z – Zebrafish

Y3067A Exploration of stress-induced genetic interactions in *Saccharomyces cerevisiae*.

Vincent Messier.

Y3068B The Yeast Kinase Ksp1 Regulates Cellular Stress Response and mRNP Dynamics.

Nebibe Mutlu.

Y3069C Investigation of the nuclear translocation and degradation of Mth1.

Jacqueline Pierce.

Y3070A Novel interacting protein partners of Wsc1p and Mid2p identified by iMYTH and TAP-MS.

Ednalise Santiago-Cartagena.

Y3071B Spatial control of translation repression and polarized growth by conserved NDR kinase Orb6 and RNA-binding protein Sts5.

Illyce Suarez.

Chromosome Structure, Variation, Evolution and Dynamics

Y3072C Ty1 integrase interacts with RNA polymerase III-specific subunits to promote insertion of Ty1 elements into the *Saccharomyces cerevisiae* genome.

Stephanie Cheung.

Y3073A The Shu complex promotes error-free tolerance of alkylation-induced base-excision repair products.

Benjamin Herken.

Y3074B The role of the MRX complex in chromosome mobility and homology search.

Fraulín Joseph.

Y3075C Unsolicited rDNA copy number variants frequently occur in yeast deletion collections and transformations.

Elizabeth Kwan.

Y3076A The *Saccharomyces* Genome Database Variant Viewer.

Olivia Lang.

Y3077B The yeast Ty1 retrotransposon requires Nuclear Pore Complex subunits for transcription and genomic integration.

Savrina Manhas.

Y3078C A systematic appraisal of Cdc13's domain organization.

Sofiane Mersaoui.

Y3079A Investigating genome instability induction mechanisms in yeast *DIS3* mutants.

Karissa Milbury.

Y3080B Diverse Sites of Chromosome Breakage in Retrotransposon Overdose Yeast Strains.

Lisa Scheifele.

Y3081C Rad51 regulates the global mobility response to double-strand breaks.

Michael

Smith.

Y3082A How telomeres are maintained: the role of Ku-mediated telomerase recruitment.

David Zappulla.

Gene Expression

Y3083B Combinatorial histone readout by the dual PHD domains of Rco1 mediates Rpd3S chromatin recruitment and the maintenance of transcriptional fidelity.

Julia DiFiore.

Y3084C Defects in the nucleosome entry-exit site impair transcription termination.

Ashley Hildreth.

Y3085A Controlling methylation during cell fate determination.

Michael Law.

Y3086B Histone H3K4 demethylase *JHD2* antagonizes the function of highly conserved histone chaperones FACT and Spt6 through the Rpd3S histone deacetylase complex.

Kwan Yin Lee.

Y3087C Nutrient availability impacts chronological lifespan and Sir-based silencing in *S. cerevisiae*.

David McCleary.

Y3088A The histone prolyl isomerases Fpr3 and Fpr4 regulate nucleolar chromatin architecture.

Christopher Nelson.

Y3089B Chromatin regulation of pericentromeric non-coding RNA in *Saccharomyces cerevisiae* and its effect on chromosome stability.

Apoorva Ravi Shankar.

Y3090C Interactions between variant histone H2A.Z and linker histone H1 in budding yeast.

Julianne Riggs.

Y3091A Association of CAF-1 and Rrm3p with paused replication forks.

Hollie Rowlands.

Y3092B Invasion of a heterochromatic locus during homologous recombination disrupts its transcriptional silencing.

Kathryn Sieverman.

Y3093C Replication factors function in Cohesion and Condensation.

Robert Skibbens.

Y3094A Nucleosomes Are Essential for Proper Regulation of a Multigated Promoter in *Saccharomyces cerevisiae*.

Robert Yarrington.

Y3095B The interactions between Pol30p (PCNA, Proliferating Cell Nuclear Antigen), Chromatin Assembly Factor -1 and Rrm3p: the role of the CDC28 and CDC7 protein kinases.

Pirithivh Dhavarasa.

The letter preceding the number is the community. A, B, C after the number is presentation time. W – *C. elegans*, C – Ciliates, D – *Drosophila*, M – Mouse, P – PEQG, Y – Yeast, Z – Zebrafish

Y3096C Interaction between the HAT Gcn5 and the phosphatase PP2A-Rts1 at the yeast centromere. **Masha Evpak.**

Y3097A Set6: A novel lysine methyltransferase in *Saccharomyces cerevisiae*. **Deepika Jaiswal.**

Y3098B Fission yeasts DNA strands chirality *mat1*-switching mechanism explains development of diverse organisms. **Amar Klar.**

Y3099C NADPH levels control sirtuin-dependent heterochromatin stability in *Saccharomyces cerevisiae*. **Amara Plaza-Jennings.**

Y3100A Loss of gene silencing is not a feature of yeast aging. **Gavin Schlissel.**

Y3101B Linking the critical functions of two essential NuA4 acetyltransferase subunits. **Naomi Searle.**

Y3102C Epigenetic conversions at the telomeres of *S.cerevisiae* – links to DNA replication. **Krassimir Yankulov.**

Y3103A A closer look on telomerase RNA biogenesis –Tlc1's "lasting" story. **Emmanuel Bajon.**

Y3104B Yeast RNA 3'-end processing factors promote RNA Polymerase II ubiquitination and degradation following UV-type DNA damage. **Jason Kuehner.**

Y3105C mRNAs accumulate near transcription sites, nuclear pore complexes, or within the nucleolus when RNA processing is disrupted. **Biplab Paul.**

Y3106A A Genetic Screen of the Yeast Kinome Reveals Gin4p Regulation of mRNPs. **Eric Cosky.**

Y3107B Molecular genetic tools for manipulation of the oleaginous red yeast *Rhodotorula toruloides*. **Stephen Aves.**

Y3108C Analysis of the pseudokinase domain of the SAGA and NuA4 component Tra1. **Matthew Berg.**

Y3109A Role of chromatin modulators during polymerase switch for ribosomal RNA synthesis in *Saccharomyces cerevisiae*. **Kushal Bhatt.**

Y3110B Investigating a novel function of snRNP assembly factor Prp24 in regulating H2B monoubiquitylation. **Katie Bolling.**

Y3111C Regulation of *S. cerevisiae* in response to 4NQO by the polymorphic transcription factor, Yrr1. **Jen Gallagher.**

Y3112A Pdc2 and Thi3 in *Candida glabrata* regulate both amino acid and thiamine starvation and mediate the switch of biosynthetic capacity in response to starvation. **Christine Iosue.**

Y3113B Understanding the molecular interactions mediating transcriptional and demethylase activities of Gis1. **Purna Chaitanya Konduri.**

Y3114C Understanding heme regulation of JmjC domain containing transcription factor Gis1. **Sneha Lal.**

Y3115A Investigating the role of the *S. cerevisiae* Paf1 complex in global regulation of transcription. **Alex Lederer.**

Y3116B Magnification of negative allelic effects by environmental stress renders yeast segregants unable to grow at 37°C on ethanol. **Takeshi Matsui.**

Y3117C High-resolution phenotypic landscape of the RNA Polymerase II trigger loop. **Chenxi Qiu.**

Y3118A Comprehensive analysis of the *SUL1* promoter of *Saccharomyces cerevisiae*. **Matthew Rich.**

Y3119B The role of the Mediator complex in Ty1 retrotransposition in *S. cerevisiae*. **Alicia Salinero.**

Y3120C Transcriptional regulation of quiescence state promoting factor Saf1p by MADS box motif protein Rlm1p in *S.cerevisiae*. **Meenu Sharma.**

Y3121A Impairment of cell signalling in *Saccharomyces cerevisiae* as a result of suboptimal *PRPP* synthetase activity. **Eziuche Ugboju.**

Y3122B Roles of Gis1-interacting Proteins in Heme Regulation of Gis1 Activity. **Tianyuan Wang.**

Y3123C A new method for inferring the genetic architecture of expression variation from allele-specific expression experiments. **Xinwen Zhang.**

Y3124A Bypassing quality control in 60S Ribosome Biogenesis. **Stephanie Patchett.**

Global Analysis

Y3125B Early branching *Saccharomyces* for understanding the genetics and evolution of an industrially important genus. **Emilyclare Baker.**

Y3126C High-throughput investigation into the

The letter preceding the number is the community. A, B, C after the number is presentation time. W – C. elegans, C – Ciliates, D – Drosophila, M – Mouse, P – PEQG, Y – Yeast, Z – Zebrafish

evolutionary forces underlying sequence divergence. **Drew Doering**.

Y3127A The making of biodiversity across the yeast subphylum. **Chris Hittinger**.

Y3128B Uncovering rules governing gene replacement between humans and yeast. **Jon Laurent**.

Y3129C Evolutionary dynamics of second beneficial mutations via a double-barcoding platform. **Fangfei Li**.

Y3130A Quantitative evolutionary dynamics of a large number of yeast segregants. **Xianan Liu**.

Y3131B Mining *Saccharomyces* diversity and experimental evolution for cellulosic biofuel production. **David Peris Navarro**.

Y3132C Condition-dependent differentiation and division of labor in clonal *Saccharomyces cerevisiae* biofilms. **Birgitte Regenberg**.

Y3133A Using the experimental evolution of long-lived yeast species for testing evolutionary theories of aging. **Vladimir Titorenko**.

Y3134B Does antifungal drug resistance potentiated by Hsp90 arise from stress-induced mutations? **Alex Yuan**.

Y3135C Evolutionary and functional analysis of dubious open reading frames suggest a functional role in yeast genomes. **Gaurav Arora**.

Y3136A Genomic approaches in *Saccharomyces cerevisiae* reveal that response to the toxic spill chemical 4-methylcyclohexane-methanol is mediated by genes involved in pleiotropic drug response, in reactive oxygen species protection, and in UAS *INO* inositol biosynthetic regulation. **Michael Ayers**.

Y3137B Comparisons of the genomes of *Holleya sinicauda* and *Ashbya gossypii* – closing in on the minimal gene set for a free-living fungus. **Fred Dietrich**.

Y3138C Chromosome-specific and global effects of aneuploidy revealed by Synthetic Genetic Array analysis. **Stacie Dodgson**.

Y3139A Toxicogenomic approaches for profiling resistance to P450-activated food carcinogens and phenotyping human P450 polymorphisms in budding yeast. **Michael Fasullo**.

Y3140B Polygenic Analysis of Ethanol Tolerance and Maximal Ethanol Accumulation capacity in *Saccharomyces cerevisiae*. **Annelies Goovaerts**.

Y3141C The evolutionary constraints of gene expression levels in *S. cerevisiae*. **Mark Hickman**.

Y3142A An Integrated platform to characterize neurodegenerative disease associated proteins in yeast. **Shulin Ju**.

Y3143B Investigating the effects of gene overexpression on genome stability in *Saccharomyces cerevisiae*. **Krystal Laframboise**.

Y3144C Analyzing Terminal Phenotypes in *Saccharomyces cerevisiae* Using Synthetic Genetic Array and High-Content Screening. **Dara Lo**.

Y3145A Independent origins of yeast associated with coffee and cacao fermentation. **Catherine Ludlow**.

Y3146B Design and assembly of synthetic chromosomes *VIII* and *I*. **Jingchuan Luo**.

Y3147C Genome sequence of W303 provides insight into diverse evolutionary past. **Kinnari Matheson**.

Y3148A Synthesis, debugging and consolidation of synthetic chromosomes in yeast: *synVI* and beyond. **Leslie Mitchell**.

Y3149B Bar-seq analyses to determine the mode of action of compounds derived from feijoa fruit. **Mona Mokhtari**.

Y3150C A possible role for eIF5A post-translational modification in yeast Ty1 retrotransposition. **Alexis Morrissey**.

Y3151A High-copy number gene expression in different *Saccharomyces cerevisiae* strains reveals the impact of natural variation in wild yeast. **Dee Robinson**.

Y3152B Investigation of the genetic basis of hybrid vigor in yeast. **Nadia Sampaio**.

Y3153C Deciphering mutational signatures of DNA repair deficiencies and cisplatin in yeast. **Romulo Segovia Ugarte**.

Y3154A The yeast mating pathway as a model for complex trait genetics. **Stephanie Zimmerman**.

Y3155B Global analysis of genes and metabolites influencing chronological lifespan. **Haley Albright**.

Y3156C Unused program number

Y3157A Homology curation at SGD: budding

The letter preceding the number is the community. A, B, C after the number is presentation time. W – *C. elegans*, C – Ciliates, D – *Drosophila*, M – Mouse, P – PEQG, Y – Yeast, Z – Zebrafish

yeast as a model for eukaryotic biology. **Stacia Engel.**

Y3158B Systematic identification of human/yeast complementation pairs to create a platform for testing tumor-specific variants. **Akil Hamza.**

Y3159C Anticancer ruthenium complex KP1019 induces metabolic retooling in *Saccharomyces cerevisiae*. **Pamela Hanson.**

Y3160A Yeast RNA-binding protein Ssd1 and human FUS, implicated in ALS, share localization and features in yeast. **Cornelia Kurischko.**

Y3161B Unbiased functional annotation of compound libraries using yeast chemical genomics. **Sheena Li.**

Y3162C Identifying novel small molecules for improved antifungal drug treatment. **Kevin Murphy.**

Y3163A Discovering Novel Inhibitors of Deubiquitinases *in vivo*: Strategies using Budding Yeast. **Natasha Pascoe.**

Y3164B Modulation of yeast chronological lifespan by TOR signaling in the context of replication stress. **Sean Santos.**

Y3165C Using Yeast to Screen for Drugs for the Treatment of Inherited Parkinson's Disease. **Katherine Strynatska.**

Y3166A Discovery of plant extracts that greatly delay yeast aging by targeting certain signaling pathways and modulating lipid metabolism. **Vladimir Titorenko.**

Y3167B Identification of a Natural Product that Disrupts the Fungal Cell Wall Integrity Pathway by Targeting Hsp90. **Siddharth Tripathi.**

Y3168C *Saccharomyces* Genome Database: How to find what you are looking for. **Gail Binkley.**

Y3169A Classifying Microscopy Images with Deep Learning. **Oren Kraus.**

Y3170B *Saccharomyces* Genome Database: Outreach and online training services. **Kevin MacPherson.**

Y3171C A Morphology Profile Pipeline for Genome-wide Screens in *Saccharomyces cerevisiae*. **Nil Sahin.**

Y3172A HSF-type transcription factors regulate morphogenesis in the human fungal pathogen *Candida albicans*. **Virginia Basso.**

Y3173B Dissecting *CTF4*'s role in DNA replication through a synthetic dosage lethality genetic interaction network. **Eric Bryant.**

Y3174C Using genetic interactions to dissect the cellular response to cisplatin. **Eric Bryant.**

Y3175A Functional interaction network of the conserved NDR kinase Orb6. **Chuan Chen.**

Y3176B Measuring protein-protein assemblies with a molecular ruler in living cells. **Andrée-Ève Chrétien.**

Y3177C A network of correlated phenotypes contributes to pleiotropy in yeast single-cell morphology. **Kerry Geiler-Samerotte.**

Y3178A Expanding the yeast genetic toolkit: developing a pooled assay for genetic interactions. **Mia Jaffe.**

Y3179B A Gene Network Model of Cellular Aging and its Applications. **Hong Qin.**

Y3180C Identifying novel factors underlying stress resistance in the pathogenic yeast *Candida glabrata*. **Lauren Ames.**

Y3181A Perseverance and hetero-resistance, the epigenetic ability of a subpopulation of pathogenic yeasts to survive and grow in drug, contributes to the appearance of drug resistance via different genomic mechanisms. **Judith Berman.**

Y3182B Structure/Function Analysis of the Hif1 Histone Chaperone in *Saccharomyces cerevisiae*. **Nora Dannah.**

Y3183C Hsp90 perturbations affect genome integrity in *Candida albicans*. **Kangzhen Dong.**

Y3184A Rme1 controls chlamydo-spore formation in the human pathogenic yeast *Candida albicans*. **Arturo Hernandez Cervantes.**

Y3185B Isolation and characterization of a manganese tolerant mutant of *Saccharomyces cerevisiae*. **Masao Kishida.**

Y3186C Phylogenetic profiling for the elucidation of heme-iron acquisition in pathogenic yeasts. **Daniel Kornitzer.**

Y3187A Assembling whole eukaryotic genomes from mixed microbial communities using Hi-C. **Ivan Liachko.**

Y3188B Phylogenetic and phenotypic characterization of yeasts from detritivorous beetles. **Dana Wohlbach.**

Y3189C Convergent evolution of phosphate- and thiamine-regulated phosphatases: The *PMU* gene family in *C. glabrata* is analogous to the

The letter preceding the number is the community. A, B, C after the number is presentation time. W – C. elegans, C – Ciliates, D – Drosophila, M – Mouse, P – PEQG, Y – Yeast, Z – Zebrafish

PHO5 gene family in *S. cerevisiae*. **Dennis Wykoff**.

Y3190A Strategies to produce high levels of extracellular cAMP based on cAMP-PKA and purine synthesis pathway regulation in *Saccharomyces cerevisiae*. **Shaolan Zou**.

Y3191B Integrating Post-Translational Modification Data into the *Saccharomyces* Genome Database. **Sage Hellerstedt**.

Y3192C Multi-omic analysis of yeast strains evolved for xylose fermentation reveals a new connection between sugar sensing and oxygen response. **Kevin Myers**.

Y3193A Quantitative phosphoproteomics identifies regulatory feedback between inositol polyphosphate signaling and yeast pseudohyphal growth. **Kaitlyn Norman**.

Y3194B Omics approaches for discovery of aging-delaying and anti-tumor compounds and defining mechanisms of their action. **Vladimir Titorenko**.

Y3195C Quantitative proteomics of the yeast Hsp70/Hsp90 interactomes during DNA damage reveals chaperone-dependent regulation of ribonucleotide reductase. **Andrew Truman**.

Y3196A Humanization of entire yeast pathways via CRISPR/Cas9. **Azat Akhmetov**.

Y3197B Assembly, characterization and application of the yeast synthetic chromosome *XII*. **Junbiao Dai**.

Y3198C Long-term real-time imaging of budding yeast with on-demand perturbation via a microfluidic examination trap. **James Helton**.

Y3199A A tandem-integration interaction sequencing platform. **Xianan Liu**.

The letter preceding the number is the community. A, B, C after the number is presentation time. W – *C. elegans*, C – Ciliates, D – *Drosophila*, M – Mouse, P – PEQG, Y – Yeast, Z – Zebrafish

12th International Conference on Zebrafish Development and Genetics



Posters

Cancer	Z6001A-Z60011B
Cell Lineages	Z6012C
Cell Biology and Cell Structure.....	Z6013A-Z6016A
Scholarship of Teaching and Learning.....	Z6017B
Chemical Biology	Z6018C-Z6021C
Early Development and Morphogenesis.....	Z6022A-Z6078C
Emerging Technologies: Genetics and Genomics.....	Z6079A-Z6093C
Emerging Technologies: Non-genetic Methods	Z6094A
Endodermal and Mesodermal Organs	Z6095B-Z6096C
Evolution.....	Z6097A-Z6101B
Gametogenesis and Reproduction.....	Z6102C-Z6106A
Gene Regulation.....	Z6107B-Z6116B
Hematopoiesis and Vascular Biology.....	Z6117C-Z6129C
Husbandry	Z6130A-Z6132C
Infection and Immunity	Z6133A-Z6136A
Metabolism and Physiology	Z6137B-Z6142A
Models of Human Disease.....	Z6143B-Z6182B
Muscle, Skin and Connective Tissue.....	Z6183C-Z6187A
Neural Circuits, Neurophysiology and Behavior.....	Z6188B-Z6214A
Neural Development, Degeneration and Repair	Z6215B-Z6253A
Regeneration and Stem Cells.....	Z6254B-Z6269B
RNA Biology in Development	Z6270C
Signaling	Z6271A-Z6274A

Cancer

Z6001A Investigating the role of tetraploid intermediates in melanoma progression. **Revati Darp.**

Z6002B Optical Control of Cancer Initiation in Zebrafish. **Zhiping Feng.**

Z6003C Synergy between Loss of *NF1* and Overexpression of *MYCN* in Neuroblastoma Is Mediated by the GAP-related Domain. **Shuning He.**

Z6004A Somatic deficiency of DNA polymerase α causes tissue-specific nuclear atypia and apoptosis in Zebrafish. **Alex Iin.**

Z6005B PHF6 keeps hematopoietic lineage development in check. **Siebe Loontjens.**

Z6006C Investigating Colorectal Cancer Metastasis to Liver in Zebrafish. **Srijita Mukhopadhyay.**

Z6007A aMOTIV microscopy: mechanical characterization of the *in vivo* tissue microenvironment, a step towards living mechanical histology. **Kandice Tanner.**

Z6008B Studying the functionality of the homologous repair pathway in zebrafish embryos: heading for an *in vivo* functional test to evaluate the pathogenicity of BRCA2 variants identified in breast/ovarian cancer patients. **Jeroen Vierstraete.**

Z6009C Probing cancer genomes using tissue-specific genome editing. **Rajesh Vyas.**

Z6010A Understanding the mechanistic roles of Integrin Alpha 6 in tumor development using humanized zebrafish model system. **Ashley Williams.**

Z6011B Identification of melanoma progenitor cells remaining after regression in zebrafish models. **Sonia Wojciechowska.**

Cell Lineages

Z6012C Assessing the Lineage Fate of First Vs. Second Heart Field Derived Cells in Cardiac Development and Regeneration. **Jhelum Choubey.**

Cell Biology and Cell Structure

Z6013A Sensory cilia functions in zebrafish. **Judith Bergboer.**

Z6014B Positional cues within the nucleus underlie the dynamic chromosome events of meiosis in zebrafish. **Sean Burgess.**

Z6015C *marsyas*: a zebrafish mutant in GBF1 showing defects in epithelial integrity. **Thomas Hawkins.**

Z6016A Differential Lectin Binding and Coronary Angiography in Zebrafish and Giant danio. **Olubusola Shifat.**

Scholarship of Teaching and Learning

Z6017B Type-Specific Cells Differentiate into Neurons in Spinal Cord of Zebrafish Embryos after Hypoxic Stress or Injury. **Chih Wei Zeng.**

Chemical Biology

Z6018C The neurosteroids alfaxalone and allopregnanolone protect larval zebrafish against PTZ-induced deficits. **Pia Lundegaard.**

Z6019A Optogenetic Control of Cell Ablation for Regeneration Studies of Spinal Cord Injuries. **Karen Mruk.**

Z6020B Discovery of novel psychotropic agents using zebrafish larval behavioral assays. **Ashley Williams.**

Z6021C Vanderbilt Phenotypic Discovery Resource: Screening, Discovery, Crowdsourcing. **Charles Williams.**

Early Development and Morphogenesis

Z6022A Melanophore-iridophore interactions during adult pigment pattern maintenance in zebrafish. **Emily Bain.**

Z6023B Using zebrafish to probe how Cdx transcription factors specify the posterior spinal cord. **Alana Beadell.**

Z6024C A transcriptomics analysis of *tbx5a* and *tbx5b* during early fin and heart development. **Erin Boyle Anderson.**

Z6025A Vegf signaling promotes vasculogenesis and arterial specification by upregulating *Etv2* / *Etsrp* expression. **David Casie Chetty.**

The letter preceding the number is the community. A, B, C after the number is presentation time. W – C. elegans, C – Ciliates, D – Drosophila, M – Mouse, P – PEQG, Y – Yeast, Z – Zebrafish

Z6026B Roles of RyR-mediated intracellular calcium mobilization in muscle development and function. **Alexis Chagovetz**.

Z6027C Zebrafish *GCaMP6s* transgenic lines for imaging calcium activities in vivo. **Jiakun Chen**.

Z6028A Zebrafish *dyrk1aa*, an orthologue of human Down syndrome gene *DYRK1A*, plays a role in cerebrovascular development. **Hyun-Ju Cho**.

Z6029B A morphogenetic role for FGF signaling in zebrafish cardiac looping and ballooning. **Briana Christophers**.

Z6030C Maturation of Photoreceptor Cells during Zebrafish Retinal Development. **Cátia Crespo**.

Z6031A Regulation of canonical Wnt signaling activity by zebrafish Nup62l. **Zongbin Cui**.

Z6032B Opto-CRISPR : a new tool for genome editing at the single cell level. **Bertrand Ducos**.

Z6033C Reverse genetics screening for uveal coloboma in zebrafish using CRISPR-Cas9 mediated genome editing. **Sunit Dutta**.

Z6034A Tbx5a functions in migration of cardiac and forelimb precursors of the anterior lateral plate mesoderm in zebrafish. **Lindsey Fong**.

Z6035B Investigating role of breast tumor kinase/protein tyrosine kinase 6 (Brk/PTK6) during zebrafish development using TALEN-generated knockout alleles. **Samantha Foster**.

Z6036C Temporal and spatial requirements for Nodal-induced anterior mesendoderm and mesoderm in anterior neurulation. **Ngawang Gonsar**.

Z6037A The Effect of Timing on Wnt Induced Neural Posteriorization. **David Green**.

Z6038B Zebrafish *Zic2a* and *Zic2b* play redundant roles in brain, retinal and craniofacial morphogenesis. **Yevgenya Grinblat**.

Z6039C Using diapause as a platform to dissect and understand various signaling pathways and regulatory mechanisms during early embryo development. **Chi-Kuo Hu**.

Z6040A Immune cell-independent elimination of signaling-perturbed cells support robustness of early vertebrate embryogenesis. **Tohru Ishitani**.

Z6041B *unc119* genes are required for cilia function in zebrafish. **Francesca Jean**.

Z6042C Unused program number

Z6043A Cartilage development requires the function of Estrogen-related receptor alpha that directly regulates *sox9* expression in zebrafish. **Yong-Il Kim**.

Z6044B Characterisation of tail mutants in the self-fertilising mangrove killifish. **Tetsu Kudo**.

Z6045C Vitamin D receptor signaling is required to modulate BMP signaling during cranial cartilage development in zebrafish. **Hye-Joo Kwon**.

Z6046A Development of left-right asymmetries in the vertebrate brain. **Ingrid Lekke**.

Z6047B Roles of PGE2 signaling pathway in ciliogenesis and organ development. **Wenyan Li**.

Z6048C Probing how cell sorting refines developmental patterning. **Zairan Liu**.

Z6049A The requirement of cell-matrix interactions for planar cell polarity and convergence and extension. **Anna Love**.

Z6050B Sox2 and canonical Wnt signaling co-regulate multipotent tailbud progenitors. **Benjamin Martin**.

Z6051C Zebrafish *ambra1a* and *ambra1b* silencing affects heart development. **Giacomo Meneghetti**.

Z6052A Eph-ephrin signaling maintains the boundary of the embryonic left-right organizer during laterality development in fish. **Anming Meng**.

Z6053B Transcriptional Regulation of Neural Plate Patterning by Wnt Signaling through the Sp1 family of Transcription Factors. **Saurav Mohanty**.

Z6054C Biomechanics of zebrafish gastrulation. **Alessandro Mongera**.

Z6055A Role of Snail1b in migration of Posterior Lateral Line primodium. **Uma Neelathi**.

Z6056B The formation of dorsal axial structures in zebrafish requires the activity of a homolog of the *Drosophila* gene *squid*, which regulates dorsal patterning in flies. **Marcia O'Connell**.

Z6057C Development of the second pharyngeal pouch in zebrafish; Interface of discrete developmental systems. **Kazunori Okada**.

The letter preceding the number is the community. A, B, C after the number is presentation time. W – C. elegans, C – Ciliates, D – Drosophila, M – Mouse, P – PEQG, Y – Yeast, Z – Zebrafish

Z6058A The role of TGF β member Gdf3 in left-right patterning. **Jose Pelliccia.**

Z6059B The zebrafish *specter* mutant: a role for Cyclin B1 in early embryogenesis. **Tetiana Petrachkova.**

Z6060C Investigating the role of cadherin-mediated cell adhesion during planar cell polarity. **Dianna Prince.**

Z6061A Tbx20 is an essential regulator of cardiomyocyte proliferation in zebrafish. **Linda Raphel.**

Z6062B Cytoskeletal regulation by *racgap1*: required for more than just cytokinesis. **Sarah Richards.**

Z6063C Roles of RyR-mediated intracellular calcium mobilization in tissue patterning during development. **Erin Ritchie.**

Z6064A Gpr15 Adhesion GPCR is an essential component of the Wnt/Planar cell polarity signaling during zebrafish early development. **Isabelle Roszko.**

Z6065B Loss of SET- and MYND-domain-containing protein 1a (SMYD1a) leads to sarcomeric disorganization in zebrafish. **Steven Rudeck.**

Z6066C Identification of neuromast disruptor compounds through *in vivo* screening in zebrafish. **Rachna Sachanandani.**

Z6067A Intracellular calcium release by Ryanodine Receptors is required for Hh-dependent cell formation and gene expression. **Dana Shaw.**

Z6068B Zebrafish Marcksb regulates dorsoventral axis formation by controlling BMP secretion. **Yong-Hua Sun.**

Z6069C Role of MK2/TTP pathway in early development and innate immunity in zebrafish. **Bhavna Tandon.**

Z6070A The regulatory subunits of calcineurin differentially direct zebrafish brain development. **Robert Thorn.**

Z6071B Regulation of cell shape changes during brain morphogenesis. **Mike Visetsouk.**

Z6072C Fascin actin-bundling protein 1 is required for trafficking and signaling of TGF- β type I receptors during endoderm formation. **Qiang Wang.**

Z6073A Bmp3 is a novel regulator of neural crest cells and ocular fissure closure. **Sonya Widen.**

Z6074B MiR-145 regulates liver development through Progranulin A signaling in zebrafish. **Jen-Leih Wu.**

Z6075C A family of FOX genes determines precise spatial patterns of growth and differentiation within craniofacial skeleton. **Pengfei Xu.**

Z6076A The molecular mechanism for the termination of segmentation clock during zebrafish somitogenesis. **Taijiro Yabe.**

Z6077B Foxc1a plays essential roles in zebrafish cardiogenesis. **Yunyun Yue.**

Z6078C Optical control of physiological processes in Zebrafish: the case of fgf8a. **Weiting Zhang.**

Emerging Technologies: Genetics and Genomics

Z6079A BATCH-GE: Batch analysis of Next-Generation Sequencing data for genome editing assessment. **Annekatrien Boel.**

Z6080B Programming the Third Genome Through Mitochondrial DNA Editing. **Jarryd Campbell.**

Z6081C Influences of the gut microbiome on behavioral and stress responses in isogenic mice and zebrafish populations. **Daniel Davis.**

Z6082A Cdk5-mediated kinase cascade regulates morphogenesis of the intrahepatic biliary network. **Manali Dimri.**

Z6083B Optimizing CRISPR/Cas9 rates of mutagenesis and germ-line transmission. **Benjamin Feldman.**

Z6084C Intraspecific susceptibility to environmental toxicant PCB 126 mediated by variation in xenobiotic metabolism gene *cyp1a* in zebrafish. **Lindsay Holden.**

Z6085A Zebrafish Genomics Resources – What's There and What's Next? **Kerstin Howe.**

Z6086B Leveraging comparative genomics for zebrafish annotation. **Jane Loveland.**

Z6087C The Status of Line Rederivation At The Zebrafish International Resource Center (ZIRC). **Andrzej Nasiadka.**

Z6088A NCBI's Zebrafish Genome Resources. **Nuala O'Leary.**

Z6089B Improving Homology-Directed Repair efficiencies in zebrafish. **Andy Willaert.**

The letter preceding the number is the community. A, B, C after the number is presentation time. W – C. elegans, C – Ciliates, D – Drosophila, M – Mouse, P – PEQG, Y – Yeast, Z – Zebrafish

Z6090C CRISPR-Cas9 based knock-in in zebrafish to facilitate streamlined visual genotyping. **Roland Wu.**

Z6091A Determining the functional significance of variant human alleles using zebrafish. **Xiaolang Xing.**

Z6092B A comprehensive map and comparative analysis of cis-regulatory elements in the zebrafish genome. **Hongbo Yang.**

Z6093C Establish a Zebrafish genetic mosaic system for single-cell resolution phenotypic analysis of mutant cells. **Guoxin Zhang.**

Emerging Technologies: Non-genetic Methods

Z6094A Validation of a cost-effective method to record electrographic activity in larval zebrafish brain. **Marina Gonsales.**

Endodermal and Mesodermal Organs

Z6095B Myomesin2 - a potential candidate gene for congenital heart defects. **Karin Troelsen.**

Z6096C The zebrafish *prox1a* controls liver development by regulating Wnt signaling pathway. **Bo Zhang.**

Evolution

Z6097A Global identification of the genetic networks and cis-regulatory elements of the cold response in zebrafish. **Liangbiao Chen.**

Z6098B Evolutionarily Conserved Functional Compatibility of The Lysosomal Symporter Spin/Spns1 over One-Billion Years across Species. **Shuji Kishi.**

Z6099C Tracing the Evolutionary History of the SLC1 Gene Family. **André Lehnherr.**

Z6100A Transcriptional landscape of the major pancreatic cells reveals conserved expression patterns amongst distant vertebrate species. **Bernard Peers.**

Z6101B The Functional Studies of miR-7132 on the Erythropoiesis. **Qianghua Xu.**

Gametogenesis and Reproduction

Z6102C Zebrafish as a model to comparatively study male and female meiosis and sexually dimorphic responses to meiotic perturbations. **Yana Blokhina.**

Z6103A Igf3 and Amh, two Fsh-responsive growth factors, regulate spermatogonial differentiation in a concerted manner. **Jan Bogerd.**

Z6104B An improved method for gynogenesis in zebrafish produces fertile males. **Thomas Delomas.**

Z6105C Wnt4a is expressed in the early gonad and is required for normal female sex determination. **Michelle Kossack.**

Z6106A Polycystic ovarian syndrome in zebrafish mutants for the TGF-beta signaling molecule Gsdf. **John Postlethwait.**

Gene Regulation

Z6107B Zebrafish liver diurnal gene expression and comparative transcriptomics. **Ghislain Breton.**

Z6108C Profiling the active genomic elements of progenitor cells in the zebrafish optic tectum and telencephalon. **Rosaria Esposito.**

Z6109A Transcriptional Regulation of Heart Development in Zebrafish by ZNF143. **Laura Huning.**

Z6110B Wdr68/Dcaf7 is required to stabilize Dyrk1a protein and function. **Robert Nissen.**

Z6111C New insights into the role of DNA methylation in development and disease from a zebrafish model of ICF syndrome. **Srivarsha Rajshekar.**

Z6112A Identifying interacting ligands of human RORγ using transgenic zebrafish. **Rachel Sung.**

Z6113B Regulation of brain and heart development in zebrafish by the autism risk factor CHD8. **Jessica Tracy.**

Z6114C MicroRNA regulation of BMP signaling and its effects on vascular smooth muscle cells. **Charlene Watterston.**

Z6115A Efficient CRISPR/Cas9 genome editing for heat shock-mediated conditional regulation in zebrafish. **Yu-Ching Wu.**

The letter preceding the number is the community. A, B, C after the number is presentation time. W – C. elegans, C – Ciliates, D – Drosophila, M – Mouse, P – PEQG, Y – Yeast, Z – Zebrafish

Z6116B Characterization of the *Meis2* locus.
Ted Zerucha.

Hematopoiesis and Vascular Biology

Z6117C Precise levels of the transcription factor *gata2*, modulated through a conserved *cis*-element, are required for generation of definitive hematopoietic stem cells. **Tomasz Dobrzycki.**

Z6118A *bif* modulates the BMP pathway to pattern lateral plate mesoderm into primitive red blood cells. **Joey Ghersi.**

Z6119B Cardiac lymphatic development in the adult zebrafish. **Michael Harrison.**

Z6120C *foxc1a* and *foxc1b* exhibit distinct compensatory requirements during brain and trunk angiogenesis and haematopoietic stem cell formation in zebrafish. **Zhen Jiang.**

Z6121A Vegfa signaling promotes zebrafish intestinal vasculature development through endothelial cell migration from the posterior cardinal vein. **Andrew Koenig.**

Z6122B DLC1 is a negative regulator of directed endothelial cell migration during embryonic vascular development. **Tanja Linnerz.**

Z6123C Heparin Receptor Involvement in Zebrafish Angiogenesis. **Linda Lowe-Krentz.**

Z6124A Effect on lymphoid transcriptional regulation factors correlate with the downregulation of *lmna* during hematopoiesis. **liping shu.**

Z6125B Establish an Tg(*zgata1:g6pd*-EGFP) zebrafish with a deficiency of 118-144 site on *g6pd*. **liping shu.**

Z6126C Integrin Alpha 6 Is Required for Neurovascular Development Of The Hindbrain In Danio Rerio. **Vinoth Sittaramane.**

Z6127A Deciphering the mechanism of action of ApoB lipoproteins on endothelial cells. **Hanoch Tempelhof.**

Z6128B Reck is a novel component of the canonical Wnt signaling pathway required for the formation of the brain blood vasculature and its barriergenic differentiation. **Jesus Torres-Vazquez.**

Z6129C The function of *prdx1* during vascular development in zebrafish. **Chang-Yi Wu.**

Husbandry

Z6130A A 24-hour Buffet: Effects of Culturing Zebrafish Under Continuous Illumination from Fertilization to Adulthood. **Thomas Delomas.**

Z6131B Unused program number

Z6132C Optimization of Larval Zebrafish Husbandry: Getting More with Less. **David Zitser.**

Infection and Immunity

Z6133A A zebrafish model of acute kidney injury associated with systemic infection induced by intravascular bacteria injection. **Liyan Cui.**

Z6134B Host-Directed Therapies for Tuberculosis: Discoveries from a Zebrafish Chemical Screen. **Molly Matty.**

Z6135C Role of Developmental Signaling Pathways in Mycobacterial Pathogenesis. **Allison (Ali) Rosenberg.**

Z6136A Investigating interleukin-2 receptor family signaling in zebrafish. **Robert Sertori.**

Metabolism and Physiology

Z6137B DBP is essentially required for zebrafish embryogenesis. **Seong-Kyu Choe.**

Z6138C Ketohexokinase, a fructose metabolic enzyme plays an important role in somatogenesis and angiogenesis during early embryonic development. **Changzoon Chun.**

Z6139A Circadian modulation of autophagy rhythms directly through the nuclear hormone receptor Rev-erba and indirectly via C/ebpβ in zebrafish. **Guodong Huang.**

Z6140B Involvement of The p62-Nrf2 Pathway as A Protection Mechanism against Spns1 Deficiency in Zebrafish. **Alam Khan.**

Z6141C Genetic Interaction between Spns1 and v-ATPase and Their Counteractive Dual Defects in Premature Autolysosomal Fusion and Developmental Senescence. **Shanshan Lian.**

Z6142A A transgenic approach to visualize mitochondrial dynamics associated with renal function and disease. **Yuya Sugano.**

The letter preceding the number is the community. A, B, C after the number is presentation time. W – C. elegans, C – Ciliates, D – Drosophila, M – Mouse, P – PEQG, Y – Yeast, Z – Zebrafish

Models of Human Disease

Z6143B Characterizing the craniofacial *Tff3^{sh}/ddx10* zebrafish mutant. **Kholod Alharthi**.

Z6144C Unused program number

Z6145A The regenerating fin as a model to examine the skeletal defects of Roberts Syndrome. **Rajeswari Banerji**.

Z6146B Zebrafish mutants lacking *kiaa0753*, a regulator of centriole duplication, phenotypically mimic human ciliopathies. **Kevin Bishop**.

Z6147C Zebrafish as a model for eye disease: congenital cataracts. **Lindy Brastrom**.

Z6148A Comparison of locomotion and cerebellar morphology in CRISPR *snx14*, *pink1* and *pla2g6* F0 mutants. **Elena Buglo**.

Z6149B Understanding Fanconi anemia core complex and associated proteins by multiplexed CRISPR/Cas9-mediated knockout mutant generation. **Blake Carrington**.

Z6150C Model of lymphedema and rescue by regulating MEK/ERK activity. **Joanne Chan**.

Z6151A Larval phenotype of the zebrafish model of Smith-Lemli-Opitz syndrome. **Celine Cluzeau**.

Z6152B Generating zebrafish models of human disease to facilitate drug discovery. **Ann Davidson**.

Z6153C Functional Characterization of Epilepsy Related Genes in Zebrafish. **Tyson Fuller**.

Z6154A Determining the roles of *mab21l2* in vertebrate eye development. **Natalie Gath**.

Z6155B Loss of type I collagen telopeptide lysyl hydroxylation causes musculoskeletal abnormalities in a zebrafish model of Bruck syndrome. **Charlotte Gistelincx**.

Z6156C Establishing a zebrafish model for giant axonal neuropathy. **Suman Gurung**.

Z6157A Functional study of appetite regulation in the arcuate nucleus of hypothalamus by zebrafish orexigenic models. **G.M. Her**.

Z6158B Establishment of stable zebrafish genetic models for studying myotonic dystrophy. **Melissa Hinman**.

Z6159C Novel genes critical for hypoxic preconditioning in zebrafish are regulators of insulin and glucose metabolism. **Farhad Imam**.

Z6160A Identifying Mechanisms of Gastrointestinal Distress in Zebrafish Based Autism Models. **David James**.

Z6161B Functional Analysis of *Parla* and *Parlb* Paralogs in Zebrafish. **Megan Jung**.

Z6162C Characterization of DPP6 Neuronal Expression in Zebrafish (*Danio rerio*). **Elyse Kite**.

Z6163A Precision medicine for hearing loss: zebrafish based drug screen. **Alaa Koleilat**.

Z6164B Validation of a zebrafish FOP model. **Melissa LaBonty**.

Z6165C Zebrafish as a disease model for Epidermolysis Bullosa Simplex. **Samuel MacDonnell**.

Z6166A Ewsa inhibits TP53-mutation dependent tumorigenesis in zebrafish. **Justin Mehojah**.

Z6167B Discovery of neuroprotective small molecules to treat Parkinson's disease. **Han Mo**.

Z6168C Braciolo: a novel motile cilia mutation which exhibits neural randomization and scoliosis. **Nicholas Morante**.

Z6169A Exploring the roles of Cytoskeletal Protein Mutations in Amyotrophic Lateral Sclerosis. **Kim Nguyen**.

Z6170B Mechanism that links vesicular fusion defects and apoptosis in photoreceptors. **Yuko Nishiwaki**.

Z6171C Development of a Novel Zebrafish Sepsis Model for High-throughput Drug Screens. **Anju Philip**.

Z6172A A rapid and effective method for screening, sequencing and reporter verification of engineered frameshift mutations in zebrafish. **Sergey Prykhodzhiy**.

Z6173B *In vivo* modeling of copy number variants in Marfan Syndrome and Autosomal Dominant Polycystic Kidney Disease-associated phenotypes. **Dorien Schepers**.

Z6174C The functional role of actin associated CORO2B in the pronephros of *Danio Rerio*. **Angelina Schwarz**.

Z6175A Chaperones and chromatin remodelers: functional non-cilia roles for established ciliopathy proteins. **Charles Scott**.

The letter preceding the number is the community. A, B, C after the number is presentation time. W – C. elegans, C – Ciliates, D – Drosophila, M – Mouse, P – PEQG, Y – Yeast, Z – Zebrafish

Z6176B Functional characterization of the disease-associated Bardet-Biedl Syndrome 1 (BBS1M390R) allele in zebrafish. **Diane Slusarski**.

Z6177C Establishing PXE disease model in zebrafish. **Jianjian Sun**.

Z6178A The down-regulation of *pank2* gene in zebrafish as a model of Pantothenate Kinase Associated Neurodegeneration. **Natascia Tiso**.

Z6179B Real-time Quantitative Assessment of Oxidative Stress as a Marker for Differential Nanoparticle Toxicity. **Kenneth Wallace**.

Z6180C Transcriptional Disease Signatures of Zebrafish Models of Fanconi Anemia. **Catherine Wilson**.

Z6181A Myelination deficiencies and pharmacological treatments in a zebrafish model for psychomotor retardation. **David Zada**.

Z6182B Gene miles-apart is required for formation of otic vesicle and hair cells in zebrafish. **Jing-pu Zhang**.

Muscle, Skin and Connective Tissue

Z6183C Fer1L-6 is a calcium signaling membrane protein that plays a critical role in skeletal muscle and heart development. **Colin Johnson**.

Z6184A A dynamic anesthesia system for long-term imaging in adult zebrafish. **Ronald Kwon**.

Z6185B Identification of skeletal disruptor compounds through *in vivo* screening in zebrafish. **Savini Thrikavala**.

Z6186C Multi-Modal High-Content Imaging Reveals Relationships Between Cell Signaling and Mineralization in Zebrafish. **Claire Watson**.

Z6187A Myomesin-1 stabilises sarcomeric structure acting as a shock absorber in skeletal muscle. **Mo Zhao**

Neural Circuits, Neurophysiology and Behavior

Z6188B Defective Migration of Facial Branchiomotor Neurons Affects Jaw Movements and Food Intake in Zebrafish. **Emilia Asante**.

Z6189C Do fish itch: identifying mechanisms of pruritigen transduction and behavior in *Danio rerio*. **Logan Condon**.

Z6190A Photoreceptor development and regeneration examined by automated analysis of behavior. **Robbert Creton**.

Z6191B Evaluation of the circadian biology of the neurohypophyseal hormones and their relationship with aggressive behavior in a vertebral model: Zebrafish. **Luisa Diaz-Arias**.

Z6192C Zebrafish: Lead and Learning. **Mary Haasch**.

Z6193A Zebrafishbrain.org: developing a community neuroanatomical resource. **Thomas Hawkins**.

Z6194B A Zebrafish Model for Identifying Common Biological Mechanisms and Pharmacological Pathways in Autism Spectrum Disorders. **Sundas Ijaz**.

Z6195C Targeted knockout of a chemokine-like gene increases anxiety and social cohesion. **Yun-Mi Jeong**.

Z6196A Using larval zebrafish as an *in vivo* model system to study otoferlin, a protein expressed in the sensory hair cells and essential for hearing. **Colin Johnson**.

Z6197B Epidermal growth factor signaling regulates normal levels of sleep in zebrafish. **Daniel Lee**.

Z6198C The Role of Neurotensin Neuronal Networks in Zebrafish. **Talia Levitas-Djerbi**.

Z6199A Statistical morphometric analysis and annotation of brain microstructure defects in larval zebrafish. **Gregory Marquart**.

Z6200B Evaluating Pitch Perception via Acoustic Startle Behavior. **George Ordway**.

Z6201C Deciphering the role of *Tmie* in the mechanotransduction in sensory hair cells. **Itallia Pacentine**.

Z6202A Isolation and molecular characterization of a spinal interneuron that modulates swimming behavior. **Andrew Prendergast**.

Z6203B *Ntrk2b* expression and function in developing brain of zebrafish. **Madhusmita Sahu**.

Z6204C Effects of neurostimulation of the habenula in serotonergic and dopaminergic systems in zebrafish. **Laura Sanchez-Lasso**.

The letter preceding the number is the community. A, B, C after the number is presentation time. W – C. elegans, C – Ciliates, D – Drosophila, M – Mouse, P – PEQG, Y – Yeast, Z – Zebrafish

Z6205A From drug discovery to mechanism: comparison of nicotine-induced locomotor activity in freely swimming and embedded zebrafish larvae. **Henning Schneider**.

Z6206B Development of an assay to identify novel modulators of spinal motor activity from the venom of the fish-hunting cone snail *Conus catus*. **Joseph Schulz**.

Z6207C Molecular-genetic analysis of simple decision-making in larval zebrafish. **Hannah Shoenhard**.

Z6208A Role of Autism Susceptibility gene *Topoisomerase 3B (top3b)* in neural and behavioral development in Zebrafish larvae. **Vinoth Sittaramane**.

Z6209B Developing an inducible gene regulation system with spatiotemporal precision at cellular resolution. **Mahendra Wagle**.

Z6210C The Role of Non-Neuronal SNAREs on Synaptic Transmission in Zebrafish Hair Cells. **Mike Waltman**.

Z6211A Roles of *per1b*, *per2* and *rev-erba* in zebrafish circadian behaviors. **Han Wang**.

Z6212B Retinal patterning and saccadic eye movements in Zebrafish require Down Syndrome Cell Adhesion Molecule-Like 1. **Tong Wang**.

Z6213C Comparative analysis of cart peptide expression and function. **Ian Woods**.

Z6214A Origin and Functional Heterogeneity of Zebrafish Lateral-line Hair Cells. **Qiuxiang Zhang**.

Neural Development, Degeneration and Repair

Z6215B Pharmacological reprogramming of lateral line neuromast support cells to a migratory progenitor state. **Paige Brooks**.

Z6216C Regulation of neural stem cell division modes in the developing zebrafish brain. **Rebecca Choi**.

Z6217A Hereditary cerebellar ataxia and the role of CAMTA1, a zebrafish study. **Chiara Cianciolo Cosentino**.

Z6218B Screening for genetic interactions in the blood-brain barrier *in vivo* in the zebrafish, *Danio rerio*. **Thomas Clements**.

Z6219C Molecular mechanisms of Schwann cell development and function in the peripheral nerve system. **Mitchell D'Rozario**.

Z6220A Genetic regulation of photoreceptor specification in zebrafish as a model for understanding photoreceptor variation in diurnal species. **James Fadool**.

Z6221B A Novel Developmental Requirement for NMDA Receptors in Axon Guidance is Disrupted by Hypoxic Injury. **Jingxia Gao**.

Z6222C Zebrafish Rfx4 is required for neural tube morphogenesis. **Yevgenya Grinblat**.

Z6223A Distinct roles for the adhesion molecule Contactin2 in the development and function of neural circuits in zebrafish. **Suman Gurung**.

Z6224B Before Neural Circuit Formation: A Role for Semaphorins on Retinal Progenitor Cells. **Rami Halabi**.

Z6225C *actr10* is a regulator of myelinating glial cell development. **Amy Herbert**.

Z6226A *ZC4H2*, an XLID gene, is required for the generation of GABAergic interneurons. **Kyu-Seok Hwang**.

Z6227B Goosecoid regulates a Spemann organizer-like function for neurogenesis in the inner ear. **Husniye Kantarci**.

Z6228C A zebrafish model of vanishing white matter disease. **Matthew Keefe**.

Z6229A Development of a Novel Pharmacological Model of Okadaic Acid-induced Alzheimer's Disease in Zebrafish. **Daniel Koehler**.

Z6230B Regulation of the cell cycle and cell fate by TGF β signaling in larval and adult zebrafish. **Jenny Lenkowski**.

Z6231C Making Functional Neuronal Circuitry: Interneuron specification in the spinal cord. **Katharine Lewis**.

Z6232A Telomere-Dependent and -Independent Functional Roles of A Telomeric Factor TRF2 in Early Vertebrate Development and Neurogenesis. **Shanshan Lian**.

Z6233B The Role of the CoREST Family in Early Neurodevelopment. **Camillia Monestime**.

Z6234C Dissecting the Endocannabinoid System using the zebrafish model. **Francesca Oltabella**.

Z6235A Gene Expression Changes during Brain Regeneration in Adult Zebrafish. **Kanagaraj Palsamy**.

The letter preceding the number is the community. A, B, C after the number is presentation time. W – C. elegans, C – Ciliates, D – Drosophila, M – Mouse, P – PEQG, Y – Yeast, Z – Zebrafish

Z6236B A Zebrafish Screening Platform for *In Vivo* Pro-Myelinating Drug Discovery. **Marnie Preston.**

Z6237C N-cadherin is required cell-autonomously for the collective migration of facial branchiomotor neurons. **Jane Rebman.**

Z6238A Paclitaxel-induced epithelial damage and ectopic MMP-13 expression promotes neurotoxicity in zebrafish. **Sandra Rieger.**

Z6239B Integration of multiple signaling pathways in habenular development. **Sara Roberson.**

Z6240C Bsx in Neuroendocrine and Pineal Complex Development. **Theresa Schredelseker.**

Z6241A Pard3c, an unconventional zebrafish Par-3 ortholog for organogenesis: important for cell survival and proliferation but not for apicobasal polarity. **Zheni Shi.**

Z6242B The role of microglia in neurogenesis and repair following telencephalic lesion in adult zebrafish. **Kaia Skaggs.**

Z6243C Characterization of two protein repair enzymes in Zebrafish and their influence on the motor system. **Remon Soliman.**

Z6244A Wnt signaling and mediator 12 control development of the hypothalamus and pituitary. **Emma Spikol.**

Z6245B The Retinoic Acid signaling pathway temporally influences enteric neural crest cell migration and differentiation during early phases of enteric nervous system formation in vivo. **Rosa Uribe.**

Z6246C Role of local neurogenesis in functional recovery post spinal cord injury. **Deeptha Vasudevan.**

Z6247A Planar cell polarity components control anterior-posterior guidance of spinal commissural axons. **Gregory Walsh.**

Z6248B A genomic approach to investigate the interactions between somatosensory neurons and skin. **Fang Wang.**

Z6249C Lineage Tracing of Neuronal Progenitor Cells Expressing *dlx* Genes in the Zebrafish Brain. **Hellen Weinschutz Mendes.**

Z6250A Zebrafish Models for Parkinson's Disease. **Jinelle Wint.**

Z6251B Functional Genomics of Somatosensory Neuron Signaling and Morphology. **Victoria Wright.**

Z6252C Eyes shut homolog is localized near connecting cilia/transition zone and is required for cone photoreceptor survival in zebrafish. **Miao Yu.**

Z6253A Regulation of neural stem cell division modes in the developing zebrafish brain. **Xiang Zhao.**

Regeneration and Stem Cells

Z6254B Committed stem cells derived from the somites supply the osteoblasts during adult bone homeostasis and regeneration. **Kazunori Ando.**

Z6255C Melanocyte stem cell dynamics in wound healing. **Christina Carnevale.**

Z6256A Regeneration after zebrafish traumatic brain injury is dependent upon microglia. **Jessica Chen.**

Z6257B A novel role for miR-9 and Argonaute proteins in balancing quiescent and activated neural stem cell states. **Marion Coolen.**

Z6258C Development and Regeneration in the Zebrafish Lateral Line System. **Ivan Cruz.**

Z6259A Leukocyte Itga4 Signaling Regulates Heart Regeneration in Zebrafish. **Jupeng Diao.**

Z6260B Defining the Progenitor Population in Adult Zebrafish Jaw Bone Regeneration. **Dion Giovannone.**

Z6261C Zebrafish fin fold regeneration requires proper control of inflammation via macrophage. **Tomoya Hasegawa.**

Z6262A Manipulating hair cell regeneration in zebrafish lateral line neuromast. **Dong Liu.**

Z6263B Role of Neuropilins in Zebrafish Heart Regeneration. **Vanessa Lowe.**

Z6264C Unravelling the molecular mechanisms of myocardial de-differentiation during zebrafish heart regeneration. **Chris Onderisin.**

Z6265A Hair cell regeneration in the zebrafish lateral line is impaired by crude root extracts of *Valeriana officinalis*. **Roberto Rodriguez Morales.**

Z6266B Thyroid hormone coordinates zebrafish pigment cell lineages during post-embryonic development and homeostasis. **Lauren Saunders.**

The letter preceding the number is the community. A, B, C after the number is presentation time. W – C. elegans, C – Ciliates, D – Drosophila, M – Mouse, P – PEQG, Y – Yeast, Z – Zebrafish

Z6267C The induction of radial glial cell proliferation after stab injury in the optic tectum of adult zebrafish. **Yuki Shimizu**.

Z6268A Systemic and local signaling interfaces of zebrafish bone regeneration. **Scott Stewart**.

Z6269B The contribution of biliary epithelial cells to hepatocytes in the developing liver with *tomm22* knockdown. **Jianchen Wu**.

RNA Biology in Development

Z6270C miRNAs function to limit vascular development flexibility. **Stefania Nicoli**.

Signaling

Z6271A Syndecan4 facilitates FGF signaling in trailing cells and cell migration in the zebrafish lateral line primordium. **Caitlin Fox**.

Z6272B The Sec14-like Phosphatidylinositol Transfer Proteins Act as GTPase Proteins to Mediate Wnt/Ca²⁺ Signaling. **Shunji Jia**.

Z6273C Atrazine Affects Cartilage and Heart Development in Zebrafish (*Danio rerio*). **Christopher Lassiter**.

Z6274A Wdr68 modulates TGF β interference with BMP signaling for lower jaw patterning. **Andrew Martinez**.

Education

E8001A *Tetrahymena* in the classroom: An example of the use of model organisms in K-12 education. **Donna Cassidy-Hanley**.

E8002B 'Moving' AP Biology forward: Using *Drosophila*-optimized wrMTck to examine muscle mutants. **Nicole Green**.

E8003C DNA barcoding: engaging students in molecular biology and bioinformatics through authentic biodiversity research. **Eric Nash**.

E8004A SMART research collaborations to foster K-12 STEM development. **Michael Pickart**.

E8005B Disruption of Sortilin-related receptor (sor1) gene causes severe malformations, apoptosis and stunted structure in newly TALEN Knockout zebrafish *Danio rerio* model: Construction and molecular characterization. **Tamer Saleh**.

E8006C *Drosophila* cancer model used to introduce research to freshman biology majors. **Joseph Ahlander**.

E8007A Approaches and assessment of incorporating authentic research experiences into an undergraduate genetics course. **David Aiello**.

E8008B Promoting leadership development within undergraduate STEM curricula. **David Aiello**.

E8009C An undergraduate laboratory class using CRISPR/Cas9 technology to mutate *Drosophila* genes. **Richard Cripps**.

E8010A *Drosophila* and zebrafish in undergraduate teaching laboratories and student-driven independent research projects. **Melissa Daggett**.

E8011B Experiments in Inclusive Education. **Elizabeth De Stasio**.

E8012C Teaching Experimental Design through Worm Picking. **Nicole Evans**.

E8013A Integrating professional development opportunities during graduate education. **Joyce Fernandes**.

E8014B Microscopic image analysis of zebrafish pigmentation in an undergraduate cell biology laboratory. **Andrea Henle**.

E8015C STEAM (Science Technology Engineering Arts and Math) approaches in the undergraduate classroom. **Margarita Kaplow**.

E8016A Yeast orphan gene project: Finding a place for ORFans to GO. **Jill Keeney**.

E8017B The Genomics Education Partnership: Assessment of Key Elements of a Course-based Undergraduate Research Experience (CURE). **Judith Leatherman**.

E8018C Open Genetics Lectures (OGL): An Open Source Introductory Genetics Textbook. **John Locke**.

E8019A Zebrafish lateral line as an inquiry-based lab model for cell biology. **Jason Meyers**.

E8020B Using the Yeast Mating Response to Study Genetics and Cell Biology: From the Biology Lab to the Computer Lab and Back. **Michelle Mondoux**.

E8021C A Simple HPC Workflow for RNA-Seq in the Classroom. **Eric Nash**.

E8022A No lectures here: How an active and problem-based learning classroom in genomics transformed the confidence, creativity and communication skills of all students. **Ahna Skop**.

E8023B A Multi-course Inquiry-Based Science Laboratory Module Approach Integrates Research and Teaching through functional annotation of the *Tetrahymena thermophila* genome. **Joshua Smith**.

E8024C Research/education partnerships to develop course-based undergraduate research experiences. **Rachelle Spell**.

E8025A Research-based learning in bioinformatics using yeast experimental evolution. **Laurie Steverson**.

E8026B F.I.R.E. lab: A full immersion research experience in an undergradate laboratory course. **Cheryl Van Buskirk**.

E8027C DNA Subway – An Educational Bioinformatics Platform for Genomics and Course-based Research. **Jason Williams**.

E8028A *CourseSource*: a journal of evidence-based teaching resources for undergraduate biology education. **Robin Wright**.

E8029B Course-Based Undergraduate Research in Molecular Biology. **Deborah Zies**.

E8030C Learning how to teach: Using the PALM fellowship to design a student-centered instructional unit for a large-enrollment genetics classroom. **Christopher Baker**.

E8031A An Undergraduate RNAi-Based Genetic Screen Reveals a Novel Component of the Polyamine Transport System. **Michael Haney**.

E8032B Plumbing STEM education: Designing a "Pipeline" CURE for a small teaching-focused college. **Karen Schmeichel**.

E8033C Fostering critical thinking skills via

analysis of primary literature. **Elvira Tour.**

E8034A Compatibility between learning and examination styles – analysis of the performance of students in advanced genetic courses. **Krassimir Yankulov.**

E8035B Student peer review: an educational and assessment tool for upper year genetic courses. **Krassimir Yankulov.**

E8036C *Fungal infections Aspergillosis and Cryptococcal meningitis in C H U Oran* . **Zakaria Benmansour.**

E8037A Fellowships in Research and Science Teaching (FIRST): An integrative postdoctoral experience that generates effective researchers and educators. **Joanna Wardwell-Ozgo.**

E8038B *Developing Future Biologists*: a dev-bio lab course for outreach, diversity recruitment, and professional development. **Scott Barolo.**

E8039C The DNA Day Network: Integrating career training and outreach into trainee development. **Sonia Hall.**

E8040A The Effects of Myrrh and Rosemary Extract on Cancer Cell Lines. **Areej Alanazi.**

E8041B The Effects of *Lepidium sativum* on Four Tumor Cell Lines. **Afnan Felimban.**

E8042C Alterations induced in ovarian follicular kinetics of adult zebrafish on long term exposure to environmental estrogenic contaminants. **Basavaraj Goundadkar.**

E8043A Genetic modifiers compensating for loss of epidermal growth factor receptor. **Selene Howe.**

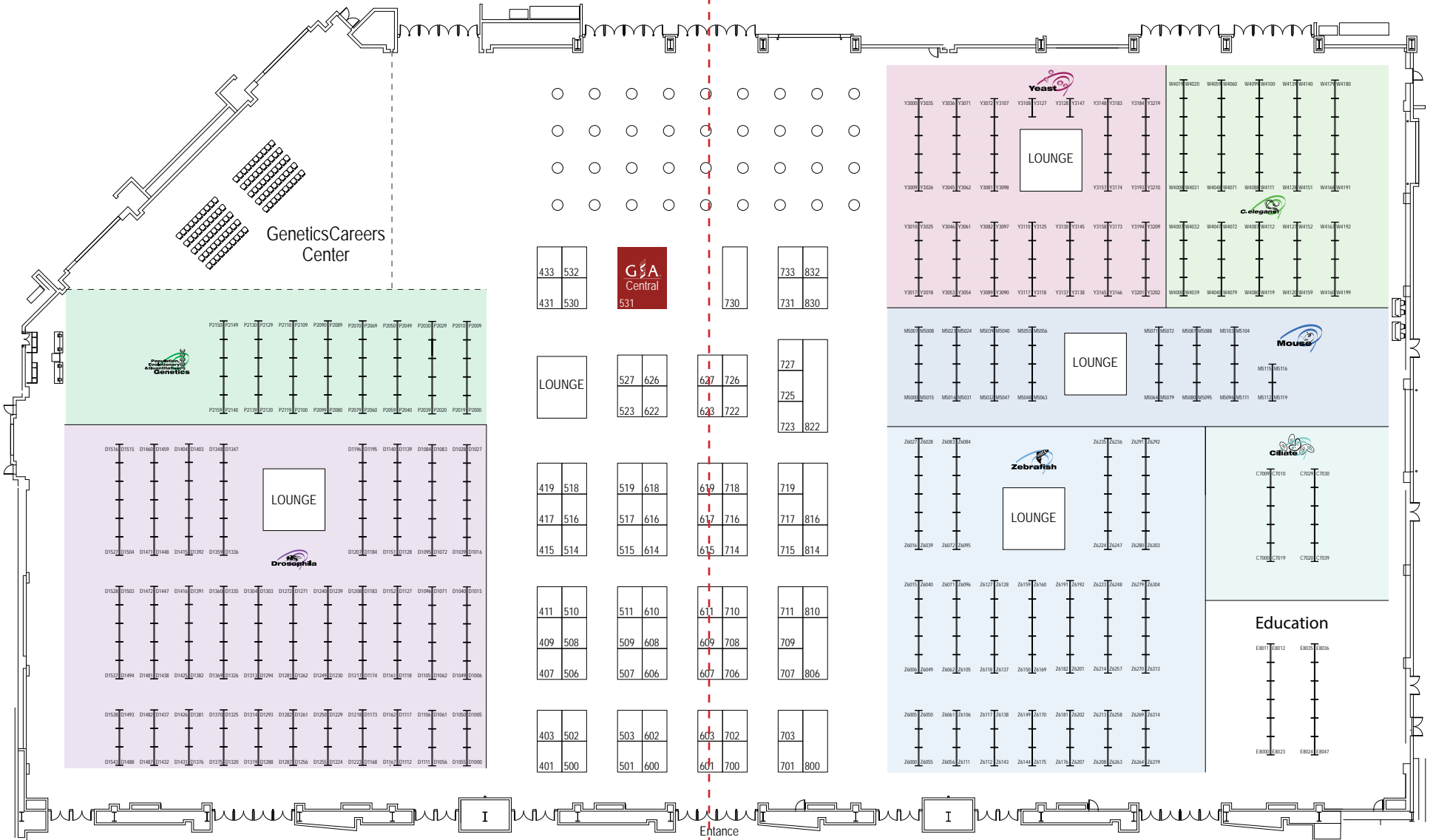
E8044B Nutritional Regulation of Oogonial Proliferation and Differentiation into Primary Oocytes in the Adult Ovary of Zebrafish (*Danio rerio*). **Pancharatna Katti.**

E8045C Effect of heat stress on condensin II levels and localization. **Vibhuti Rana.**

E8046A Effect of genetic variations on various post translational modifications (PTMs) and its role in protein regulation. **Muhammad Saleem.**

E8047B Acute heat shock leads to loss of polarity in *C. elegans* embryos. **Deepika Singh**

Notes



Registration



Entrance

Advanced Analytical Technologies, Inc.627

URL: <http://www.aati-us.com>
 Communities: W, D, M, P, Y, Z

The Fragment Analyzer accurately qualifies and quantifies nucleic acid raw materials such as RNA and gDNA and is an indispensable tool for QC during NGS library sample preparation. Fragment Analyzer accelerates laboratory workflow by combining reliability, ease-of-use, and automated flexibility. Over 500 labs are using more than 600 Fragment Analyzers in 46 countries.

AppCellTech Ltd.722

Email: gabor.juhasz@appcelltech.com
 URL: <http://www.appliedcelltechnology.com>
 Communities: M, P, Z

APPLIED CELL TECHNOLOGY develops and distributes a patented, platform technology (PTAT) to improve cell performance. Pressure Triggered Activation of Tolerance (PTAT, formerly known as HHP) is a preconditioning method that increases the effectiveness of in vitro cell processing technologies by activating the cells general tolerance.

AQUA SCHWARZ GmbH.....717

Email: Dunja.Schwarz@Aquaschwarz.com
 URL: <http://www.aquaschwarz.com/>
 Communities: Z

With the experience of 45 years AQUA SCHWARZ GmbH develops and manufactures aquatic research systems (fresh & salt water, brackish water...).

We deliver and install aquatic systems for individual and customer-specific needs, adjusted to on-site conditions and circumstances - **worldwide**. Our huge range of accessories, consumables and spare parts completes our offering.

Aquaneering806

Email: info@aquaneering.com
 URL: <http://www.aquaneering.com>
 Communities: Z

AQUANEERING is The Leader in Aquatic Housing for Zebrafish, Xenopus, and other Aquatic species used for medical research. With more than thirty years of experience as an innovator in aquatics design and manufacturing, AQUANEERING offers unmatched knowledge of highly advanced

filtration technologies pioneered within the aquaculture industry. AQUANEERING expertise provides no maintenance filters with undetectable levels of ammonia and nitrites. Manufacturer of the largest Zebrafish systems in the world. Unequaled customer service.

Aquatic Enterprises Inc/ Aquarius Fish Systems730

Email: info@aquaticenterprises.com
 URL: <http://www.aquaticenterprises.com>
 Communities: Z

Aquatic Enterprises, Inc. provides quality aquarium systems for biological and environmental sciences. From fully self-contained mobile aquariums to full-scale research facilities, our design experience encompasses fresh and salt water fish, invertebrates, crustaceans, mollusks, reptiles and amphibians. Our innovative Aquarius Fish System™ accommodates zebrafish, medaka, urchin and shrimp. Lifetime warranty included.

Archon Scientific600

Email:
JosephDaniels@ArchonScientific.com
 URL: <http://www.ArchonScientific.com>
 Communities: D

Fly Food Made Easy! Specializing in high-quality pre-dispensed fly food for Drosophila labs. Just open and use!

Beckman Coulter Life Science.....618

Email: jmmacfarland@beckman.com
 Communities: D, M, Z

Beckman Coulter Life Sciences empowers researcher with solutions that simplify, automate and help improve results in their workflow. Our Agencourt SPRI-paramagnetic bead-based reagents provide fast and efficient isolation of nucleic acids. Additionally, our Biomek Liquid Handling Systems provide automated applications such as nucleic acid and NGS sample prep.

BioTek Instruments, Inc.506

Email: sales@biotek.com
 URL: <http://www.biotek.com>
 Communities: W, D, M, Y, Z

BioTek is a global leader in the design, manufacture, and sale of microplate instrumentation and software, including cell imaging and analysis systems, microplate readers, washers, dispensers, automated incubators, stackers and pipetting systems. BioTek's instrumentation is used in life science research, drug discovery, clinical and industrial applications.

Bitplane, Inc.707

Email: s.cummings@andor.com
 URL: <http://www.bitplane.com>
 Communities: W, D, Z

Bitplane is the worlds leading interactive microscopy image analysis software company and was founded in 1992. Through their constant innovation and a clear focus on 3D and 4D image visualization and analysis, Bitplane actively shapes the way scientists process multi-dimensional microscopic images. Bitplane is part of Oxford Instruments plc, a leading provider of high technology tools and systems for industry and research.

Carl Zeiss Microscopy, LLC....501

Email: info.microscopy.us@zeiss.com
 URL: <http://www.zeiss.com/us/microscopy>
 Communities: W, D, M, Y, Z

As the world's only manufacturer of light, X-ray and electron/ion microscopes, ZEISS offers tailor-made microscope systems for 3D imaging in biomedical research, life sciences and healthcare. A well-trained sales force, an extensive support infrastructure and a responsive service team enable customers to use their ZEISS microscopes to their full potential.

CyVerse527

Email: info@cyverse.org
 URL: <http://www.cyverse.org/>
 Communities: W, C, D, M, P, Y, Z

CyVerse (formerly iPlant Collaborative) is funded by the National Science Foundation working to develop a comprehensive national research and education cyberinfrastructure for the life sciences community. It collaborates with researchers and educators at universities and higher

education institutions across the United States, and interacts with similar international and transnational efforts.

Darwin Chambers Company .. 511

Email: sales@darwinchambers.com
 URL: <http://www.darwinchambers.com>
 Communities: D, M

Darwin Chambers manufactures and builds custom insect rearing chambers and rooms for research. Our liquid- circuited cooling with electric reheat increases energy efficiency, and minimizes corrosion concerns. Built-in redundancy in our thermoelectric systems provides unsurpassed reliability. Other advantages are reduced noise and vibration, durability, and ease of maintenance. Options include diurnal lighting and ultrasonic humidification.

Diagenode Inc. 725

Email: rini.saxena@diagenode.com
 URL: <http://www.diagenode.com>
 Communities: M

Diagenode is a leading provider of complete solutions for epigenetics research. The company has developed a comprehensive approach to gain new insights into epigenetics studies, offering innovative shearing and automation instruments, reagent kits, high quality antibodies, and services to streamline DNA methylation, ChIP, and ChIP-seq workflows.

Dino-Lite Scopes (BigC)..... 503

Email: sales@dinolite.us
 URL: <http://www.dinolite.us>
 Communities: D, M, Z

Dino-Lite digital microscopes provide high-quality microscopy interfacing to PC/MAC. Most models provide 10x-220x magnification and the included software makes it easy to capture images and videos, annotate and measure, and share discoveries. Fluorescent models utilize high intensity lights and emission filters to observe fluorescent proteins such as GFP, MCherry, DSRed, YFP, OFP, and more.

Drosophila Genomics Resource Center (DGRC)..... 609

Email: kerdel@indiana.edu
 URL: <https://dgrc.bio.indiana.edu/>
 Communities: D

The Drosophila Genomics Resource Center (<https://dgrc.bio.indiana.edu/>) serves the Drosophila community by collecting and distributing clones and cell lines of general interest and by assisting the community in using these materials. Visit our booth for information about upcoming services or to speak to DGRC personnel about our materials.

Drummond Scientific 723

Email: clocke@drummondsci.com
 URL: <http://www.drummondsci.com>
 Communities: W, C, D, M, P, Y, Z

Drummond Scientific will be showing our newest Nanoject III microinjector with expanded capabilities over our previous model, the Nanoject II. Injection volumes ranging from .6nL to 1uL; injection rates from 10nL/sec. to 200nL/second. Note, this new model eliminates the need for O-rings and can use micropipettes with tips as small as 1 micron I.D.

Dynalab Corp. 726

Email: cs@dyna-labware.com
 URL: <http://www.Dynalab.com>
 Communities: W, C, D, M, P, Y, Z

Dynalab Corp. supplies the scientific communities an extensive line of economical, high quality, safe plastic labware and benchtop equipment. See our widely used Dura-Cross Zebrafish breeding system, and new Minicube, the first thermal cyclor with individual well control. Run separate protocols in each well controlled by a free downloaded app.

Fine Science Tools 523

Email: info@finescience.com
 URL: <http://www.finescience.com>
 Communities: W, C, D, M, P, Y, Z

Fine Science Tools™ offers more than 900 high-quality European surgical and microsurgical instruments for research scientists and other professionals. Whatever you need spring scissors, forceps, surgical accessories, scalpels and more we carry only the best. Visit us for a free copy of our complete catalog, or order online at finescience.com.

Genesee Scientific..... 411

Email: blaputka@geneseesci.com
 URL: <http://www.geneseesci.com>
 Communities: W, D

Don't miss new additions to Genesee's comprehensive "Flystuff™" catalog (available worldwide) featuring the new INVICTUS™ Drosophila-specific incubator; new advancements on our patented vial reload system, the environmentally responsible and cost effective alternative to preracked vials; and also our latest innovations in Drosophila Anesthesiology! We offer interactive demonstrations and expert consultation.

Genetics Society of America .. 531

Email: ruth.isaacson@thegsajournals.com
 URL: <http://genetics-gsa.org>
 Communities: W, C, D, M, P, Y, Z

Visit the Genetics Society of America and learn about GSA membership, the society's two peer-reviewed, peer-edited journals GENETICS and G3: Genes|Genomes|Genetics, as well as our educational programs, career resources, policy initiatives and advocacy activities. There will be special prize drawings, giveaways, interactive GSA presentations in our theater, and the opportunity to meet GENETICS and G3 editors.

GenetiVision Corporation510

Email: info@genetivision.com
 URL: <http://www.genetivision.com>
 Communities: D

GenetiVision offers comprehensive transgenic and molecular biology services. We provide P-element and site-specific transgenesis, MiMIC and CRISPR injections, cloning, and recombineering. We also offer an 80 kb duplication stock collection covering >99% of chromosomes 2 and 3. Our pricing is the most competitive with the best guarantee. Try us today!

Gene Tools, LLC715

Email: zli@gene-tools.com
 URL: <http://www.gene-tools.com>
 Communities: M, Z

Gene Tools manufactures Morpholino oligos for blocking translation, modifying splicing or inhibiting miRNA activity. Morpholinos are used in cell cultures, embryos or, as Vivo-Morpholinos, in adult animals. Morpholinos are effective, specific, stable and non-toxic. Backed by Ph.D.-level customer support, Gene Tools designs and synthesizes Morpholinos and offers cytosolic delivery options.

Hybrigenics Services SAS716

Email: services@hybrigenics.com
 URL: <http://www.hybrigenics-services.com>
 Communities: W, C, D, M, Y, Z

A complete service provider of cutting-edge technologies dedicated to the study of protein interactions in 30+ organisms for cell biology & developmental research.

DISCOVER novel interactions in various tissue/cell types with:

- Soluble or Membrane proteins
- DNA
- RNA
- Small molecules

VALIDATE existing interactions in cells

HYBRIBODY: select and validate high-affinity single-domain antibodies.

Illumina, Inc. 515

Email: info@illumina.com
 URL: <http://www.illumina.com>
 Communities: W, C, D, M, P, Y, Z

Illumina is improving human health by unlocking the power of the genome. As the global leader in DNA sequencing and array-based technologies, we serve customers in the research, clinical, and applied markets. Our technology is enabling studies that are moving us closer to the realization of personalized medicine.

INTAVIS Bioanalytical Instruments 514

Email: mccuire@intavis.com
 URL: <http://www.intavis.com>
 Communities: W, D, M, P, Z

An internationally active company specializing in automation of ISH, IHC and other procedures in functional genomics, proteomics and peptide synthesis. The InsituPro VSi and Biolane HTI 16V perform in situ detection of RNA, DNA and proteins in a wide range of organisms in whole mounts and slides.

Integra Biosciences 610

Email: us@integra-biosciences.com
 URL: <http://www.integra-biosciences.com>
 Communities: W

Manufacturer of high-quality laboratory tools for liquid handling and media preparation. We are committed to fulfill the needs of our customers in research, diagnostics and quality control within the life science and medical industry. Visit www.integra-biosciences.com to see our new, groundbreaking VIAFLO 96 and 384 Channel Electronic Pipette.

InterMine 403

Email: info@intermine.org
 URL: <http://crossmodel.org/>
 Communities: W, D, M, Y, Z

Developed by the University of Cambridge, InterMine is a freely available data integration and analysis system for large and complex biological datasets. InterMine is in use by the major Model Organism databases (fruitfly, mouse, nematode, rat, yeast, zebrafish) as well as many other projects, including HumanMine for human data.

IWAKI Aquatic.....702

Email: gofish@iwakiaquatic.com
 URL: <http://www.iwakiaquatic.com>
 Communities: Z

We engineer life support systems, dosing systems and aquatic housing using reliable Iwaki metering pumps, the industry leader. With new bio-medical research expertise leading our design, we bring your lab the most reliable, efficient and easy-to-maintain systems that will provide the results you need to drive your research forward.

Knudra Transgenics.....830

Email: info@knudra.com
 URL: <http://www.knudra.com>
 Communities: W, Z

Knudra Transgenics provides transgenesis services in a variety of model organisms. We specialize in *C. elegans* and zebrafish transgenics. From simple injections to our premium Full Build services, clients get products accelerating their scientific progress and understanding. Come see us for advise on how CRISPR, MosSCI, Tol2 or other transgenesis methods will meet your needs.

LabExpress608

Email: info@lab-express.com
 URL: <http://www.lab-express.com>
 Communities: W, D, P, Y

LabExpress is a media kitchen, preparing agar plates and fly food for research and teaching communities. We also sell quality materials used in the productions. We work hard to save your time!

LabTIE733

Email: info@labtie.com
 URL: <http://www.labtie.com>
 Communities: W

LabTIE will introduce at the 2016 TAGC event a unique system, named the High Volume Breeder and Synchronizer (HVBS), that will revolutionize the breeding and synchronization of the nematode *C. elegans* with an unprecedented level of synchronization, quality and high volume output.

Lawrence Berkeley National Laboratory.....611

Email: kygee@lbl.gov
 URL: <http://www.lbl.gov>
 Communities: W, C, D, M, P, Z

Berkeley Lab is a member of the national laboratory system supported by the U.S. Department of Energy through its Office of Science. It is charged with conducting unclassified research across a wide range of scientific disciplines.

LGC Biosearch Technologies.500

Email: info@biosearchtech.com
 URL: <https://www.biosearchtech.com>
 Communities: W, C, D, M, P, Y, Z

LGC Biosearch Technologies is a global leader in custom oligo design and manufacturing for the molecular diagnostics, research and applied markets. LGC Biosearch has products for use in qPCR and end-point PCR in addition to IP relating to qPCR probe design (BHQ® and BHQplus® probes) and RNA FISH (Stellaris® assays).

Loligo Systems701

Email: mail@loligosystems.com
 URL: <http://www.loligosystems.com>
 Communities: W, C, D, M, P, Y, Z

Founded in 2002, Loligo Systems is a privately owned research spin-off company from the University of Copenhagen and Aalborg University in Denmark. Based on a background in science and in co-operation with leading universities around the world, Loligo Systems develop new innovative products for aquatic biology, animal physiology, and behavioral research and teaching. Products are mainly animal chambers, flumes, sensors, instruments and software for automated oxygen consumption measurements, and equipment for video-based tracking and analysis of animal behaviour. We feel strongly about the international scientific community, and sponsor meetings, symposia and student prizes. Offering special-made solutions and free extensive help, advice and analysis to junior and senior scientists, is something we do every day and take pride in. Our goal is global leadership in equipment for physiological, behavioural and kinematic measurements in fish and other aquatic breathers.

MACHEREY-NAGEL Inc.710

Email: sales-us@mn-net.com

URL: <http://www.mn-net.com>

Communities: W, D, M, Y, Z

MACHEREY-NAGEL provides innovative, client-driven solutions for genetic research including DNA and RNA purification, cleanup, and concentration. Our protein purification products offer flexible advantages without sacrificing quality. With over 100 years of expertise, MN offers a complete product portfolio including Bioanalysis, Filtration, Rapid Tests, Water Analysis, and Chromatography.

MilliporeSigma (Formally known as EMD Millipore).....508

Email: jaclyn.nguyen@emdmillipore.com

URL: <http://www.emdmillipore.com>

Communities: W, C, D, M, P, Y, Z

EMD Millipore and Sigma-Aldrich bring together world-class products, services and innovative capabilities to create a global leader in the life science industry. Our focus on genomic, proteomic and cellular analysis is supported by sample preparation, research reagents, intuitive detection platforms, and services to help customers better understand biological function and disease.

MoorAgar, Inc.....601

Email: info@mooragar.com

URL: <http://www.mooragar.com>

Communities: D, Z

MoorAgar, Inc. was originally Moorhead & Company (since 1935). The name change occurred in 2005. We offer the very best biological agar for research available. We offer same day shipping (in most cases) and a variety of different packaging including 1#, 2#, 5#, 10#, 20# and 25#.

Mouse Genome Informatics....433

Email: judith.blake@jax.org

URL: <http://www.informatics.jax.org>

Communities: M

Mouse Genome Informatics (MGI) (www.informatics.jax.org) is the primary model organism database/resource for the laboratory mouse, key animal model for the study of human biology and disease. MGI integrates comprehensive information about the genetics, genomics, expression, functional attributes and phenotypes of

mouse models in a comparative context using multiple biomedical ontologies. All data is freely available.

Mutant Mouse Research & Resource Center (MMRRC) 727

Email: service@mmrc.org

URL: <http://www.mmrc.org>

Communities: M

MMRRC, a NIH funded consortium, is the resource for mouse models used in Biomedical research. One of the largest nonprofit mouse model repositories in the world, the MMRRC distributes and archives models to advance research efforts and enhance pre-clinical research with a catalog of mouse models of human disease.

National Science Foundation. 431

Communities: W, C, D, M, P, Y, Z

US Federal Agency Funding Original Research.

NemaMetrix Inc. 714

Email: nema.metrix@nemametrix.com

URL: <http://nemametrix.com/>

Communities: W, C, D, M, P, Y, Z

NemaMetrix Inc. offers an easy-to-use phenotyping platform that allows the pharyngeal pumps of *C. elegans* to be counted automatically, using the pharynx's strong electrical signal. Our technology is useful for drug screening, mutant characterization and cross species validation studies. We call it the ScreenChip System.

NightSea 700

Email: nightsea@nightsea.com

URL: <http://www.nightsea.com>

Communities: W, C, D, M, P, Y, Z

Need fluorescence? NIGHTSEA provides practical, economical solutions for fluorescence viewing and imaging from micro to macro scales. The popular Stereo Microscope Fluorescence Adapter gives ordinary stereomicroscopes fluorescence superpowers. With the excitation flashlights and filter glasses you can view larger subjects such as mice or zebrafish in tanks. Photography tools too!

Noldus Information Technology 718

Email: yvonne@noldus.com
 URL: <http://www.noldus.com>
 Communities: D, M, Z

Noldus IT develops professional software and instrumentation for animal behavior research for researchers worldwide to collect, analyze, manage, and present data. Solutions include high-throughput screening of embryo activity, heartbeat detection or activity monitoring in larvae, anxiety, learning and memory, shoaling, and social interaction tests in adults, and more

Novogene Corporation..... 603

Email: support@novogene.com
 URL: <http://www.novogene.com>
 Communities: Y

Novogene is a leading provider of NGS and bioinformatics analysis services. With one of the largest sequencing capacities in the world, we deliver publication-ready data rapidly at highly competitive pricing. Having completed 10,000 projects and sequenced 140,000 samples for 6,000 global customers, Novogene offers a track record of performance and reliability.

NuGEN Technologies, Inc..... 507

URL: <http://www.nugeninc.com>
 Communities: W, C, D, M, P, Y, Z

NuGEN is a provider of the broadest range of technologies and products for accurate and targeted genomic analysis. We enable our customers to capture the truest biology achievable, independent of sample quantity or quality, using our efficient sample preparation/workflow solutions for decreased time to result and increased sample value.

Pentair Aquatic Eco-Systems 800

Email: PAES.General@Pentair.com
 Communities: Z

Pentair Aquatic Eco-Systems of Apopka, FL, is the largest source of aquatic products and systems worldwide. PAES serves a variety of aquatic interests and industries, from aquaculture and lake management to aquariums, zoos and water gardens. Pentair delivers industry-leading

products, services and solutions for its customers diverse needs in water and other fluids, thermal management and equipment protection. With 2014 revenues of \$7.0 billion, Pentair employs approximately 30,000 people worldwide, working with clients and partners on six continents.

Percival Scientific, Inc..... 602

Email: SALES@PERCIVAL-SCIENTIFIC.COM
 URL: <http://www.percival-scientific.com>
 Communities: W, D, M, Y

Percival Scientific represents a rich tradition of product ingenuity and reliability throughout the world. We provide clients with reliable custom solutions designed to meet their specific research requirements. Customers rely upon Percival to meet their unique needs by providing chambers that are engineered and manufactured to their specifications. The ability to meet individual requirements to control extensive critical testing variables has allowed our company to become an industry leader. Every Percival chamber is designed and manufactured in America's heartland in Perry, Iowa. We take American Pride in engineering and manufacturing the best chambers used throughout the world.

Rainbow Transgenic Flies, Inc. 619

Email: info@rainbowgene.com
 URL: <http://www.rainbowgene.com>
 Communities: D

Located in beautiful California, RTF has been serving Drosophila fly community since 2004. Top quality of transgenic fly services and customer satisfaction are our ultimate goal. We offer competitive price, fast turn-around time and guaranteed rate of transformation, which make RTF an affordable and reliable resource for your research needs.

RAPiD Genomics, LLC 519

Email: mresende@rapid-genomics.com
 URL: <http://www.rapid-genomics.com>
 Communities: W, C, D, M, P, Y, Z

RAPiD Genomics is a DNA genotyping and genetic data analysis company that provides genomic services for companies and researchers to rapidly and cost competitively characterize genetic variation

in plants, livestock and humans. In addition, the company offers high throughput RNA-Seq, Next-Generation Sequencing and Bioinformatic services.

Roboz Surgical Instrument Co606

Email: dmitrii@roboz.com
Communities: W, D, M, Y, Z

Roboz Surgical Instrument Company is the leading name for high quality microdissecting instruments, general surgical instruments and other surgical devices for biomedical research. Our catalog includes microdissecting scissors and forceps, microvascular clips, bone cutting instruments, suture material, instrument care and handling products, and much more.

Sable Systems International...401

Email: marketing@sablesys.com
URL: <http://www.sablesys.com>
Communities: W, D, M, Y

Sable Systems International is the widely cited, international standard in high resolution metabolism and behavior systems. Our systems measure gas exchange in real time for *C.elegans*, yeast, *Drosophila*, and rodents. We look forward to learning about your research needs and sharing the latest technical advances in metabolic and behavioral phenotyping.

skretting north america.....703

Email: jim.macneill@skretting.com
URL: <http://zebrafish.skrettingusa.com/>
Communities: Z

Skretting is a global leader in providing innovative aquatic nutritional solutions and a supplier of Gemma Micro providing complete nutrition for all life stages of Zebrafish (*Danio rerio*). Gemma Micro is as a highly stable feed exhibiting excellent physical characteristic, documented to improve fecundity, eliminate *Artemia* and reduce feeding frequency to one event per day

SoftGenetics..... 615

Email: info@softgenetics.com
URL: <http://www.softgenetics.com>
Communities: W, C, D, M, P, Y, Z

Featuring NextGENe software for analysis of all NGS data; Geneticist Assistant NGS Workbench, a knowledge base for the calling and archiving of variant predictions; ChimerMarker, Automated Chimerism Analysis and monitoring software; GeneMarker for MLPA, MS-MLPA, CF, Trisomy, LOH, MSI, FragileX analysis, and Mutation Surveyor software for analysis of Sanger Sequences.

SPEX SamplePrep, LLC..... 616

Email: learnmore@spex.com
URL: <http://www.spexsampleprep.com>
Communities: Z

SPEX SamplePrep has provided innovative sample preparation products since 1954. Our Geno/Grinder is a high-throughput, tissue homogenizer ideal for DNA/RNA extractions. It grinds samples in a variety of formats from deep-well titer plates to 50mL centrifuge tubes. Our MiniG is ideal for labs requiring a compact yet powerful tissue homogenizer.

Sunrise Science Products..... 832

Email: info@sunrisescience.com
URL: <http://www.sunrisescience.com>
Communities: W, Y

Sunrise Science Products manufactures hundreds of selective and non-selective yeast media formulations, and custom recipes for any organism are quickly produced. We are also proud to distribute yeast antibodies, products for protein expression in *E. coli*, and unique magnetic devices for efficient isolation of DNA, RNA and proteins.

Taylor and Francis 626

Email: Johanna.simon@tandf.co.uk
Communities: W, C, D, M, P, Y, Z

Taylor & Francis boasts a growing and high calibre portfolio of journals and books in genetics and bioscience. Our journals are edited by some of the most prominent academics and practitioners in their fields. Visit www.tandfonline.com to browse our list of journals.

Techshot, Inc.617

Email: rboling@techshot.com
 URL: <http://www.techshot.space>
 Communities: W, D, M, P, Y, Z

Techshot is a one-stop solution for investigators who want to conduct life science research in space. The company provides the appropriate spaceflight equipment and coordinates everything from launching your samples, to training and supervising the astronauts conducting your experiments, to recovering your samples after the mission.

Tecniplast USA822

Email: info@tecniplastusa.com
 URL: <http://www.tecniplast.it/us/index.html>
 Communities: M, Z

Tecniplast has more than 60 years of experience in the design, manufacture and distribution of specialized housing products and related equipment for the laboratory animal industry: zebrafish and rodents.

The Company of Biologists814

Email: jitske.devries@biologists.com
 URL: <http://www.biologists.com>
 Communities: W, C, D, M, P, Y, Z

The Company of Biologists is a not for profit publishing organisation dedicated to supporting and inspiring the biological community through scientific journals, meetings and grants. The Company publishes five specialist peer-reviewed journals: Development, Journal of Cell Science, Journal of Experimental Biology, Disease Models & Mechanisms and Biology Open.

Transnetyx, Inc706

Email: egarrett@transnetyx.com
 URL: <http://www.transnetyx.com>
 Communities: M, P, Z

Transnetyx is the world leader in automated genotyping built on providing researchers and labs worldwide Fast, Easy, and Accurate genotyping for animal models. Transnetyx reporting gives labs results in 72 hours guaranteed. Using Transnetyx, researchers now have the time to focus on what matters the most - advancing their research that leads to discoveries.

Union Biometrica614

Email: sales@unionbio.com
 URL: <http://www.unionbio.com>
 Communities: W, D, Z

Union Biometrica provides high throughput / high content tools for genetics research. **VAST BioImager™** automates the loading & orientation of 2-7 dpf zebrafish larvae for large imaging screens at organ and cellular-level. **COPAS™ & BioSorter®** are large particle flow cytometers for gentle analysis & sorting of *C.elegans*, *Drosophila* and zebrafish.

Vienna Drosophila Resource Center417

Email: office@vdrac.at
 URL: <http://www.vdrac.at>
 Communities: D

The Vienna Drosophila Resource Center (VDRAC) is a non-profit research organization which aims to promote scientific discoveries in *Drosophila*, primarily by maintaining over 35,000 transgenic *Drosophila melanogaster* stocks and DNA resources and distributing them to researchers worldwide. We also provide a private stock keeping service.

Viewpoint Life Sciences Inc....415

Email: info@viewpoint.fr
 URL: <http://www.vplsi.com>
 Communities: W, C, D, M, Z

The Viewpoint Zebrelab System, is a state of the art automated observation and video tracking solution for Zebrafish, *Drosophila*, *C-Elegans* and Ciliates. It is the first ever complete system for high throughput tracking and behavioural analysis of fish or insects. As pioneer in Zebrafish behaviour analysis, our Zebrelab system has an innovative software used to track and calculate LIVE activity for zebrafish embryos, larvae and adults in multi-wells plates or tanks. Please visit our website www.vplsi.com to see our various applications such as 3D, Heartbeat and Bloodflow, Virtual Prey, Optogenetic, C-Shape, S-Shape, Optogenetic ...

Vision Engineering502Email: info@visioneng.comURL: <http://www.visioneng.us>

Communities: D, M

Vision Engineering's ergonomic, patented eyepiece-less microscopy liberates users from fixed working positions and eliminates neck strain often associated with binocular microscope use. Ideal for very long working distances across a wide range of magnifications, including applications involving dissection tools and extended hours of viewing.

WellGenetics Inc.419Email: info@wellgenetics.comURL: <https://wellgenetics.com/>

Communities: D

WellGenetics is dedicated to providing researchers professional services in microinjection and gene knockout/knockin in fly and mosquito models. We are experts in molecular biology and in microinjection for generating variety of genetic tools, such as gene deletion, point mutation, gene reporters, tag knockin and RMCE knockin to level-up your research quality.

Wiki Education Foundation518Email: jami@wikiedu.orgURL: <http://wikiedu.org>

Communities: W, C, D, M, P, Y, Z

The Wiki Education Foundation is a non-profit organization providing tools and services to support university instructors as they assign their students to write for Wikipedia. At the booth, staff will provide instructional materials, advise on assignment best practices, and promote the Wikipedia Year of Science.

World Precision**Instruments, Inc. 816**Email: info@wpiinc.comURL: <http://www.wpiinc.com>

Communities: W, D, M, Z

World Precision Instruments (WPI) has been providing bioscience instruments to research scientists for over 50 years. Our display booth features microinjection & electroporation transfection products and related items: microscopes, micromanipulators, micro dissection instruments, pipette pullers, capillary glass. Stop at booth #816 and test drive our injection system. www.wpiinc.com.

WorldWide Life Sciences 607Email: cconway@wwmponline.comURL: <http://www.wwmponline.com>

Communities: D

WorldWide Life Sciences is quality-driven provider of essential laboratory wares to the scientific community. We are excited to launch our self-manufactured line of SoFly™ Drosophila consumables and instrumentation at TAGC 2016. Visit www.softlysupplies.com to learn more about our SoFly™ Drosophila product line.

WPI Instruments, Inc. 623Email: sales@wpiinc.comURL: <http://www.wpiinc.com>

Communities: W, D, M, Z

WPI Instruments (WPI). We offer a full line of Microdissection and Surgical Instrumentation of fine quality from German and Swiss manufacturers. Surgical Stainless Steel and Titanium offerings can be found in our forceps, tweezers and spring scissors. A wide variety of related instrumentation and accessories are also available. www.wpiinc.com.

Yeast-Worm-Fly532

Email: gail.binkley@stanford.edu
URL: <http://www.yeastgenome.org>,
www.wormbase.org, flybase.org
Communities: W, D, Y

Come visit three of the original model organism databases: SGD (Saccharomyces Genome Database, WormBase (Nematode Information Resource) and FlyBase (Database of Drosophila Genes & Genomes). Learn about our latest website features, new data types, and how to use these databases to answer your biological questions for any organism.

ZFIN (Zebrafish Model Organism Database)..... 409

Email: jknight@zfin.org
URL: <http://www.zfin.org>
Communities: Z

The Zebrafish Model Organism Database. ZFIN goals include a) be the community database for laboratory use of zebrafish, b) curate zebrafish genetic, genomic and developmental information, c) maintain zebrafish research reference data sets, d) link to corresponding data in other databases, e) facilitate use of zebrafish as a model for human biology.

ZIRC (Zebrafish International Resource Center) 407

Email: erin@zebrafish.org
URL: <http://www.zebrafish.org>
Communities: Z

The Zebrafish International Resource Center is a central repository for wild-type, transgenic and mutant strains of zebrafish. The mission of ZIRC is to distribute these strains and other materials to the research community. ZIRC also develops methods to improve zebrafish health and provides health services. ZIRC is supported by a grant from the NIH-ORIP (DPCPSI).

Zymo Research Corporation ..622

Email: info@zymoresearch.com
URL: <http://www.zymoresearch.com>
Communities: W, C, D, M, P, Y, Z

Since 1994, Zymo Research has been offering innovative, quality, and easy-to-use tools for Epigenetics research and DNA/RNA purification. As The Epigenetics Company Zymo Research is an industry leader in epigenetic product and service development. Our products are well known for their quality, affordability, efficiency, and unparalleled technical and customer support.

CROSS COMMUNITY WORKSHOPS

Saturday, July 16 8:00 AM – 10:00 AM
Grand Ballroom 3

Automated Tracking for Quantitative Phenotyping

Organizers: Andre Brown
Gordon Berman
Megan Carey

Advances in sequencing and genome editing have increasingly made phenotyping a bottleneck in genetics. At the same time, imaging technology and computer vision are becoming more accessible, bringing high-throughput quantitative phenotyping to a growing number of labs. At this workshop we will: 1) Share recent advances in animal tracking in a range of model organisms 2) Get feedback from researchers across the communities on what new technologies would be most useful in their work 3) Coordinate efforts and consider working towards a more universal open source animal tracker that can serve as a shared basis for future developments.

Saturday, July 16 8:00 AM – 10:00 AM
Crystal Ballroom J2

CRISPR-Based Genome Engineering

Organizer: Mike Boxem

In just a few years' time, CRISPR-based genome engineering has become an essential tool for many *C. elegans* groups. This exciting technology is still rapidly evolving, with new insights being gained regularly. This workshop offers an opportunity to learn about the latest developments in CRISPR/Cas9 genome engineering, share ideas, and gain practical tips, protocols, and insights to enable the successful application of this technology. In a series of short talks, researchers actively developing novel methods or improvements will present their work, with a focus on practical, technical advice.

Saturday, July 16 8:00 AM – 10:00 AM
Grand Ballroom 1

Using CyVerse Cyberinfrastructure to Enable Data Intensive Research, Collaboration, and Education

Organizers: Joslynn Lee
Jason Williams

CyVerse (formerly iPlant Collaborative) is a freely available cyberinfrastructure funded by the National Science Foundation. CyVerse cyberinfrastructure (software, data storage/management, High Performance Computing, and support) enables data-intensive biology by allowing users to analyze and share data efficiently. This workshop will guide attendees through demonstrations of the CyVerse platform and orient them to additional training materials. Demos will introduce data sharing, (meta)data management, resources for genome assembly, annotation, RNA-Seq, variation, and image analysis. CyVerse's mission is to empower discovery at multiple levels, from making bioinformatics applications accessible to the "average bench-biologist" to enabling big-data science that would not otherwise be possible.

Saturday, July 16 8:00 AM – 10:00 AM
Palms Ballroom Canary 1

Model Organisms to Face Environmental Problems

Organizers: Cristina Miceli
Michael Lynch
Wei Miao

In spite of general progress in environmental research, the impact of environmental changes on living organisms and human health remains deeply worrying. Monitoring of water contamination, air pollution, exposure to metals and global climate change can be faced with the contribution of modern omics techniques. This workshop has the objective to gain insight into practical environmental problems by using key model systems in which omics are largely applied. Genomics and transcriptomics are

used to identify marker-genes involved in environmental responses, to analyze differential gene expression under environmental stress, to study the relationship between genotype and phenotype, including possible epigenetic control.

Saturday, July 16 8:00 AM – 10:00 AM
St. Thomas, North Tower
**Integrating Research and Teaching:
Professional Development for
Current and Future Faculty
Members**

Organizers:Rebecca Kurzhals Joyce
Fernandes
Pamela Hanson
Paula Checchi
Gretchen Edwards-Gilbert
Eric Stoffregen
Christina Swanson

This workshop provides current and future faculty (post-docs and graduate students) from different organismal communities with a platform for presenting and discussing strategies to integrate research and pedagogy at the undergraduate level. Goals include: (1) sharing concepts and techniques that encourage integration of model organisms as teaching tools in the classroom and laboratory and (2) networking to promote discussion, collaboration, and support on professional issues associated with balancing the demands of research and teaching.

Saturday, July 16 8:00 AM – 10:00 AM
Palms Ballroom Canary 2
**Informatics Resources to Aid the
Genetic Dissection of Neural
Circuitry**

Organizers:David Osumi-Sutherland,
Owen Randlett
Paul Sternberg

With advances in imaging technology and the power of model organism genetics we can now map and functionally dissect entire

neural circuits, modulating the activity specific neurons and observing the effects on behavior and circuit function. Researchers need efficient ways to query and visualise data from massive and diverse datasets to identify, understand and target circuit elements. This workshop brings together users and developers of neuroinformatics tools, techniques and resources for Zebrafish, *C.elegans* and *Drosophila*. As these communities are working independently to solve similar problems, this workshop provides the opportunity to discuss these problems, share solutions and promote collaboration. Melissa Haendel (Monarch initiative): Oregon Health & Science University, Portland OR

Saturday, July 16 8:00 AM – 10:00 AM
Palms Ballroom Sabal
**Everything you Wanted to Know
about Sex**

Organizers:Artyom Kopp
Michelle Arbeitman
Mark Siegal
Mark Van Doren

The workshop will cover the molecular genetics, development, neurobiology, genomics, and evolution of sexual dimorphism, with an emphasis on cross-disciplinary interactions. Presentations by 6 invited speakers working in *Drosophila*, mouse, nematode, zebrafish, and ciliate models will be followed by moderated discussions. The speakers are encouraged to summarize the key ideas behind their research for people working in other models, outline the main unsolved questions, offer their opinions about future directions, and suggest connections that could be built with other models and disciplines.

Saturday, July 16 8:00 AM – 10:00 AM
Grand Ballroom 8A
**modMetabolome: Model Organism
Metabolomics Consortium
Workshop**

Organizers: Laura Reed
Arthur Edison

Metabolomics is emerging as a powerful tool for linking genetic and environmental factors with downstream phenotypes. Model organisms including mouse, zebrafish, yeast, *Drosophila*, and *C. elegans* have served as the standard bearers for eukaryotic genomic resource development and comparative genomics. Correspondingly, these organisms are also the logical choices in the field of metabolomics. With coordinated metabolomic analyses across model organism we can elucidate evolutionary conservation and innovation in eukaryotic metabolic networks and improve our understanding of human biology. The "modMetabolome" workshop seeks to promote a broad effort to characterize and curate the metabolomes of model organisms.

Saturday, July 16 8:00 AM – 10:00 AM
Palms Ballroom Royal
**Feeding Behavior, Nutrition and
Metabolism: Emerging Model
Organisms**

Organizers: Tania Reis
William Ja
Supriya Srinivasan
Amnon Schlegel

Caenorhabditis elegans, *Drosophila melanogaster* and *Danio rerio* have become powerful models for studying how diet and nutrition influence a wide range of metabolic processes. This workshop will assemble a diverse group of presentations that highlight recent advances in the field of nutrition and metabolism across these genetic model systems. The goal of this workshop is to foster discussions and encourage collaborations among

individuals interested in topics ranging from food intake as a fundamental parameter of metabolism to the effects of diet on energy storage and utilization in worms, flies and zebrafish.

Saturday, July 16 8:00 AM – 10:00 AM
Crystal Ballroom J1
**Functional Genomics for
Conserved Gene Function
Discovery**

Organizers: Stephanie Mohr
Brenda Andrews
Susan Dutcher
Norbert Perrimon
Yi Zhou

Functional genomics permits gene function discovery at large scale. The power of the approach increases when related genes in multiple species are shown to have similar functions. We bring together experts in functional genomics in single-cell, invertebrate and vertebrate models to present their effective platforms, with an emphasis on cross-species studies (e.g. parallel screens in multiple species or screens in one system followed up in another). Attendees will learn about functional genomics and analysis workflows, and discuss with experts how our communities can collaborate to harness the power of model species for functional genomics screens in new and disease-relevant ways.

Saturday, July 16 8:00 AM – 10:00 AM
Crystal Ballroom G1
Cell Competition in Flies and Mice

Organizers: Erika Bach
Nicholas Baker
Laura Johnston

In cell competition, a comparison selects fitter cells during tissue growth and development. Cell competition is relevant to tissue growth, stem cell biology, regeneration and cancer. Studies in *Drosophila* formalized the concept of context-dependent elimination of ordinarily

viable cells and laid the groundwork for mechanistic studies in flies and mice. This workshop will bring together scientists studying cell competition in different tissues and genetic models, including (but not limited to) *Drosophila* and mouse, to foster communication and promote collaboration. Topics will include signaling mechanisms in diverse contexts, methodologies and the contribution of cell competition to development, aging and disease.

Saturday, July 16 8:00 AM – 10:00 AM
Crystal Ballroom G2

Developmental Mechanics

Organizers:Rodrigo Fernandez-Gonzalez
Guy Tanentzapf
Ronen Zaidel-Bar

D'Arcy Thompson in his seminal book *On growth and form* proposed that physical forces play a central role in animal development. Over the last twenty years, the establishment of tools to measure and manipulate mechanical forces in living organisms has demonstrated that mechanical forces influence molecular dynamics and cell behaviors during tissue morphogenesis. We will review the latest advances to visualize and quantify force generation during *C. elegans*, *Drosophila*, zebrafish and mouse development, directly targeting four communities that participate in The Allied Genetics Conference. We will discuss recent results demonstrating the interplay between physical forces, molecular dynamics and tissue morphogenesis.

Saturday, July 16 8:00 AM – 10:00 AM
Grand Ballroom 2

Model Systems in Drug Discovery

Organizer:Daniela Zarnescu

Recent successes using simple models for drug screening have brought attention to model organisms ranging from yeast to nematodes, to flies and fish as emerging systems that hold great promise for the

rapid discovery of high quality therapeutic leads. Talks from expert speakers will focus on the challenges and opportunities of screening for therapeutics in simple model systems. Topics will include screening approaches using various paradigms relevant to human disease. A summary discussion will focus on identifying opportunities and challenges associated with using simple models for drug discovery, and strategies for increasing visibility with funding agencies and pharmaceutical companies.

Saturday, July 16 8:00 AM – 10:00 AM

CRISPR/Cas9 - Techniques and applications in Fish, Flies, and Mice

Organizers:Lauryl MJ Nutter
John Seavitt
Edward Ryder

This workshop will show participants how CRISPR/Cas9 is being used to enhance discovery using disease model organisms. Speakers will discuss both the technical aspects of producing genetically engineered models with CRISPR/Cas9 as well as the application of those models to particular areas of interest, including undiagnosed diseases and functional genomics. Following the presentations, speakers will be available for a round table discussion with workshop participants and attendees to discuss both technical and applied aspects of the use of CRISPR/Cas9 genome editing in fish, flies and mice.

CROSS COMMUNITY WORKSHOPS

Saturday, July 16 8:00 AM – 10:00 AM
Crystal Ballroom C
**Gene Function Discovery within the
IMPC Resource**

Organizers:Ann-Marie Mallon
Terry Meehan
James Brown
Jeremy Mason

The International Mouse Phenotyping Consortium (IMPC) is building the first truly comprehensive functional catalog of a mammalian genome by producing and characterizing a knockout mouse strain for every protein-coding gene. Data from a standardized, broad-based phenotyping pipeline annotated through a sophisticated statistical analysis pipeline to identify phenodeviants. With phenotype data now available for over 3200 genes, this workshop will focus on how to access and search this rich data source.

Saturday, July 16 8:00 AM – 10:00 AM
AM Grand Ballroom 12-14
**Utilizing NCBI Databases for Model
Organism Research**

Organizer:Terence Murphy

We are experiencing an exponential increase in genomic sequencing data, with profound impacts on research for all model organisms. NCBI provides a variety of resources and services to help access and take advantage of these new datasets. This workshop will cover topics related to data submission to GenBank; genome assembly efforts in mouse and zebrafish by the GRC; and annotation resources in the RefSeq and Gene databases. Annotation examples will focus on zebrafish and mouse genes, but the databases and tools that will be described are applicable to all eukaryotes represented in our databases.

Saturday, July 16 8:00 AM – 10:00 AM
Crystal Ballroom A-B
**Systems Genetics in Complex
Populations**

Organizers:Martin Ferris
Fernando Pardo-Manuel
de Villena
Logan Everett

Genetic reference populations are genetically complex, reproducible sets of animals which are derived from >2 parental inbred strains. These populations allow for the integration of population-wide phenotypic, molecular and genetic information across treatments and timescales. Furthermore, these populations are ideal for genetic mapping of complex traits, assessment of genetic perturbation on molecular pathways, and development of new disease models. In this workshop we will familiarize users with mouse (and drosophila) resources useful for these populations; as well as go through experimental design and analysis considerations and approaches for using these systems.

Saturday, July 16 8:00 AM – 10:00 AM
Grand Ballroom 11
**An Introduction to Using Galaxy for
Genetic Data Analysis**
Organizer:Dave Clements

An essential component of genetics research is extracting information from large and diverse datasets using bioinformatics tools that often require researchers to become proficient in tasks such as Linux package management and system administration. Galaxy is a free open-source data integration and analysis platform that enables researchers to focus on their questions, rather than on the underlying compute infrastructure. After introducing Galaxy the workshop will demonstrate a phenotype and orthology analysis using data from ZFIN, Wormbase, SGD and other databases to discover relationships in multiple datasets from multiple sources.

Saturday, July 16 8:00 AM – 10:00 AM

Crystal Ballroom N-Q

**The InterMOD Consortium: A
common interface to model
organism data**

Organizers: Rachel Lyne
Julie Sullivan

The budding yeast, rat, zebrafish, nematode, mouse and fruitfly model organism databases (MODs) are developing a new common interface to facilitate gene discovery and analysis, for identification of interactions, disease associations, and pathways, and to build stronger bridges to and from human data. This consortium, working with the open source InterMine project, aims to improve the ease, flexibility and uniformity with which researchers can work integratively with the MOD data, and to do this by means of the nascent NIH "Cloud" Commons Framework. This interactive hands-on workshop will introduce participants to the progress made by this consortium.

A

Abdilleh, K., P2044B
 Abdullahi, A. S., D1512B
 Abete Luzi, P., W4159C
 Abrudan, Monica I., M5047B
 Abud, Helen, M305
 Abulibdeh, Amaal, C36
 Ackerman, Matthew S., P331
 Adachi-Yamada, T., D1195C
 Adedeji, A. A., D1387C
 Agmon, Neta, Y484
 Ågren, J. Arvid, P2136A
 Aguirre-Chen, Cristina, W4093C
 Ahlander, J., E8006C
 Ahmad, Shaad M., D1196A, D1197B
 Ahmad, S. T., D1287B
 Ahmad, V., D1288C
 Ahmed, Y., P2120C
 Aiello, D. P., E8007A, E8008B
 Akeju, Miriam, D1235A
 Akella, Jyothi Shilpa, W412
 Akhmetov, A., Y3196A
 Al-Abduljabar, Ahmad W., D1395B
 Alanazi, Areej, E8040A
 Albert, Frank W., P318
 Albright, Haley, Y3155B
 Albritton, S. E., W4142A
 Alhadyian, H., D1451A
 Alharthi, K., Z6143B
 Al Hashimi, H., W4172A
 Al Kakouni, K., D1015C
 Allbee, A., D1209B
 Allen, S., C7003C
 Alonso Vásquez, T., D1298A
 Alqadah, A., W4045C
 Alisalami, S., D1164B
 Alvarez-Ponce, D., P2033C, P2137B
 Ameku, T., D101
 Ames, L. C., Y3180C
 Amos-Landgraf, J., M5084C
 Amourda, C., D1506B
 An, H., D1036C
 An, Yanru, D1001A
 Anderson, C., D194
 Anderson, N. M., P2045C
 Ando, K., Z6254B
 Andrie, J. M., Y469
 Andrioli, L. P., D219
 Ang, K. C., P2046A
 Anilo, Lauren, D104
 Aprison, E. Zucker, W4006C
 Arama, E., D109
 Arbeitman, Michelle, D76
 Arbel, H., D197
 Arefin, M. B., D1236B
 Arkell, R., M5061A
 Armstrong, J. A., D1482B
 Armstrong, Robin L., D1483C
 Arnaud, A., D1028A
 Arora, G., Y3135C
 Arroyo, E., D1182B

Asante, E., Z6188B
 Asgharian, H., P368
 Askjaer, P., W405, W4182B
 Assaf, Zoe June, D123
 Atallah, Joel, D1410B
 Atkinson, Nigel, D188
 Auge, A., D1532A
 Aurich, F., D105
 Avery, Erica, Y3056B
 Aves, S. J., Y3107B
 Avidor-Reiss, T., D1173B
 Avva, S. V. Satya Prakash, D1489C
 Aw, W. C., D1166A
 Awasaki, T., D1255C
 Awe, Olaitan, P370
 Ayers, M., Y3136A
 Aylor, D. L., M5094A
 Ayme-Southgate, A. J., D1142A

B

Babbitt, G. A., P2138C
 Badecker, Katherine, W4042C
 Baer, Charles F., P357
 Bai, Hua, D1153C
 Bai, Xiaofei, W4037A
 Baier, H., Z578
 Bailetti, Alessandro, D1318C
 Bain, E. J., Z6022A
 Bajon, E., Y3103A
 Baker, B., P2075C
 Baker, Christopher L., M293, E8030C
 Baker, EC., Y3125B
 Baker, Luke R., D1442A
 Baldwin-Brown, J. G., P2001A
 Balmir, F., W4001A
 Banerji, Rajeswari, Z6145A
 Bargmann, C., J5
 Barish, S., D95
 Barlan, Kari, D1021C
 Barnes, Kris, W4103A
 Barolo, S., D221, E8038B
 Barrington, William T., M289
 Barows, J., D1479B
 BASAR, M. A., D1183C
 Basso, V., Y3172A
 Bathi, Osamah, D1391A
 Bay, S. N., M5085A
 Bayat, Vafa, D1344B
 Beadell, Alana V., Z6023B
 Beard, Vivienne K., D1396C
 Beas, A. O., Y3001A
 Beaudry, F., P2047B
 Beaulieu, Jeremy, P2121A
 Becker, Cynthia, W4143B
 Bednenko, Janna, C70
 Behringer, M., P2034A
 Behrman, Emily L., P332, D1239B
 Beier, D. R., M310
 Bejo, P., D1143B
 Belfiore, N. M., P2002B

Bell, W. E., C64
 Bello, Bashir, P378
 Belov, A., P2076A
 Bembenek, J. N., W4038B
 Ben-David, E., W4131B
 Bender, Welcome, D130
 Benian, Guy, W415
 Benitez, M., D1211A
 Benjamin, S., D1341B
 Benmansour, Z. B., E8036C
 Berg, M., Y3108C
 Bergboer, Judith, Z6013A
 Berman, Caroline, W4059B
 Berman, Judith, Y3181A
 Berninone, P. M., W4179B
 Bernstein, K. A., Y467
 Berry, Jacob, D1273C
 Betermier, Mireille, C23
 Beyeler, S. A., D1082B
 Bhandari, Sushil, Z611
 Bharatula, V., Y470
 Bhargava, Varsha, D1184A
 Bhaskar, Pradeep Kumar, D1212B
 Bhatt, Kushal, Y3109A
 Bhullar, S., C25
 Bilder, D., C62
 Binkley, Gail, Y3168C
 Bishop, K. S., Z6146B
 Biswas, K., M5001A
 Biswas, T., Y3057C
 Blackmon, Heath, P333
 Blake, Andrew, D1266B
 Blake, J. A., M5002B
 Blankenship, J. Todd, D201
 Blaszcak, Terry, D1137B
 Blokhina, Yana P., Z6102C
 Bloom, J. C., M5034A
 Blumenstiel, J. P., P2048C
 Blundon, M. A., D1037A, D1117C
 Blythe, S. A., D145
 Boateng, Ruby, W4007A
 Boeke, Jef D., J10
 Boel, A., Z6079A
 Bogerd, J., Z6103A
 Bokros, M., Y3002B
 Bolling, Katie S., Y3110B
 Bolterstein, Elyse, D1138C
 Bombin, A., D1406A
 Bombles, Kirsten, James F. Crow Symposium
 Bone, Courtney, W410
 Bonini, Nancy, D246
 Boody, R. E., D1397A
 Borcher, Glen, P2049A
 Borrie, M., Y3047B
 Bosch, J. A., D1516C
 Bostaille, N., Z648
 Bosveld, F., D1078C
 Bösze, B., Z652
 Boto, T., D1274A
 Boxem, Mike, W419
 Boyle Anderson, Erin, Z6024C
 Bracewell, R. R., D1425B
 Brady, S. C., W4138C

- Brandt, James, W4044B
 Brankatschk, M.,..... D1118A
 Brastrom, Lindy K., .. Z6147C
 Braun, J., C7004A
 Brenman, D., D1315C
 Breton, G.,Z6107B
 Bretscher, Heidi,.....D1066C
 Brickman, J. M.,..... M307
 Bright, L.,C51
 Broach, J. R.,Y502
 Broday, L.,W461
 Brodskiy, P. A.,..... D1449B
 Brody, Thomas,D1465C, P2050B
 Broman, Karl W.,.....P381
 Brooks, Paige,Z6215B
 Brose, L.,D1031A
 Brown, D.,D1392B
 Brown, Emily,D147
 Brown, James B.,D211
 Brown, Sharlene P., ... Z653
 Bruce, A.,Z540
 Brückner, Katja,D222
 Bruders, R. L.,P2003C
 Bryan, C. D.,Z546
 Bryant, E.,Y3173B, Y3174C
 Bryda, E. C.,M279, M5100A
 Bubier, J. A.,..... M5048C
 Bubnell, Jaclyn E., D1430A
 Buchwalter, R.,D1002B
 Buglo, E.,Z6148A
 Bui, N.,D1213C
 Burga, A.,P2139A
 Burgess, S. M.,Z6014B
 Burgio, G. R.,M287
 Burke, R. E.,D202
 Burns, J.,C22
 Busch, W.,P375
 Busi, Susheel,M299
 Butnaru, G. A.,.....D1407B
 Byun, P. K.,D1319A
- C**
- Cabin, D. E., M285
 Cai, W.,D85
 Campbell, J. M.,Z6080B
 Cande, J.,D1299B
 Cao, Jingli,Z562
 Cao, Y.,Z655
 Capobianco, F.,D1139A
 Cardero, D., M5003C
 Carmona, S.,M5039C
 Carnevale, Christina D., Z6255C
 Carney, T. J.,Z634
 Carpenter, B., W4008B
 Carretero, M., W4062B
 Carrington, Blake, ...Z6149B
 Carter, Gregory W., .. M294, P395
 Carter, T., W4134B
 Carvalho Henriques, B., P2004A
 Casas-Tinto, S.,.....D1103A, D1452B
 Casie Chetty, D. Satish,Z6025A
- Cassidy-Hanley, D.,E8001A
 Castellanos, Felix, . D1019A
 Catania, F.,D1398B, C7005B
 Catela, C., M5062B
 Cathcart, H.,W4140B
 Ceol, Craig, Z633
 Cerrato, Chiara, W402
 Cervantes, Marcella D., C34
 Cervantes Sandoval, I.,D232
 Chabu, Chiswili Yves, D1056B
 Chagovetz, A. A., ..Z6026B
 Chai, Ping Chian, D1263B
 Chakraborty, A.,D1185B
 Chakraborty, M.,D140
 Chalker, Douglas,C39
 Chan, J.,Z6150C
 Chandra, Aditi,W4116B
 Chang, C.,D1382A, P2051C
 Chang, Hyesik,Z564
 Chang, K.,D1154A
 Chang, Karen,D1264C
 Chang, Y.,D1345C
 Charron, G.,P372
 Chatterjee, Deeptiman, D1099C
 Chaudhuri, J.,W462
 Chavez, Daniela,W447
 Chechenova, M., ... D1466A
 Chen, A. S.,D1320B
 Chen, C.,D243, Y3175A
 Chen, H.,D195
 Chen, J., P2052A, Y3003C, Z6027C
 Chen, J. Y.,Z6256A
 Chen, Liangbiao, ...Z6097A
 Chen, Q. Brent,D1144C
 Chen, T.,D1119B
 Chen, W.,Z638
 Chen, Yen-Chieh, W4063C
 Chen, Yu-Chieh, D236
 Chen, ZX,D1520A
 Cheng, K. C.,Z596
 Cheng, Y.,D1467B
 Cheong, Han,D1247A
 Cheung, S. T.,Y3072C
 Chhabra, N. F.,M5095B
 Chi, R. J.,Y527
 Ching, T.,W4064A
 Cho, B.,D239
 Cho, C.,Y3004A
 Cho, Hyun-Ju,Z6028A
 Choe, Seong-Kyu, ..Z6137B
 Choi, Brian,P2035B
 Choi, R.,Z6216C
 Chookajorn, T.,P345, P2140B
 Choubey, J.,Z6012C
 Chow, Clement Y., ... M272, D1331A
 Chow, E.,D1140B
 Chow, W.,M5101B
 Chrétien, A.,Y3176B
 Christie, K. R.,M5102C
 Christophers, B., ...Z6029B
 Christy, S.,P371
 Chuang, C.-H.,W4032B
 Chuang, K.,Y3048C
 Chun, C.,Z6138C
- Chung, S., D1003C
 Church, S., D1411C
 Churchill, G. A.,M262
 Cianciolo Cosentino, C., Z6217A
 Cipriani, P. G.,W4129C
 Clark, Andrew G., P322
 Clark, J., M5049A
 Clark, Lorraine N., D189
 Clark, Nathan,P2141C
 Clark, S. G., D94
 Clay, D. M.,C21
 Clay, H., Z641
 Claycomb, Julie M., ... W454
 Clee, S. M.,M5096C
 Clements, Thomas, Z6218B
 Cluzeau, C. V. M., ...Z6151A
 Cohen, E., D1234C
 Cohen, J. D., W437
 Cole, E. S., C68
 Cole, Timothy, W435
 Collins, Francis,J4
 Colonna, Maxwell, W4110B
 Condon, L.,Z6189C
 Conover, H. N.,Y3029B
 Conradt, Barbara, W459
 Cook, Kyle,C73
 Coolen, M.,Z6257B
 Coolon, J. D.,P2114C
 Cooper, J. C.,D1426C
 Cooper, M. T.,D1494B
 Cooper, T. G.,Y3058A
 Cooper, Vaughn,P353
 Copeland, J.,C50
 Cornell, Robert A., Z635
 Cornhill, Z.,D1321C
 Correa-Mendez, M.,W4046A
 Cosby, Rachel,P2053B
 Cosky, Eric E. P., ...Y3106A
 Costanzo, M.,Y511
 Cox, A., Z625
 Cox, B.,Z591
 Cox, R. T.,D1509B
 Coyne, A.,D183
 Crespo, Cátia,Z6030C
 Creton, Robbert, ...Z6190A
 Cripps, Richard,E8009C
 Crittenden, S. L., ...W4022A
 Crocker, J.,D191
 Cronan, Mark,Z637
 Cruz, Ivan,Z6258C
 Cruz Corchado, J., P2005B
 Cui, L.,Z6133A
 Cui, Zongbin,Z6031A
 Curran, Sean,W425
 Cvijovic, Ivana,P367
 Czajkowski, E. R., .. D1198C
- D**
- Dacquay, L., Y529
 DaCrema, Danielle, D1029B
 Daggatt, M.,E8010A
 Dai, J.,Y3197B
 D'Ancona, C.,D1131B
 Dannah, Nora S., ...Y3182B
 Dapper, A. L.,P2006C
 Darp, R.,Z6001A

Das, R., D92
 Daul, Aric, W420
 David, L., P2078C
 Davidson, Ann E., ... Z6152B
 Davis, D. J., Z6081C
 Davis, G. L., M5004A
 Davis, S., D1291C
 Davison, James M., ... Z608
 Davoust, Nathalie, D184
 De, Supriyo, P2007A
 Dean, Matt, M5050B
 Decker, J. E., P340, P2008B
 de Koning, D. J., P337
 de Kroon, A., Y528
 De La Garza, A., Z565
 Delaney, Emily K., D119
 Delbare, S. Y. N., ... D1408C
 D'Elia, N., D1375C
 Delomas, Thomas A.,
 Z6104B, Z6130A
 De Mena, L., D1478A
 Demuth, J. P., P2079A
 Deng, Q., D1091A
 den Hoed, Marcel, Z580
 Deonarine, A., W4079A
 DeRango-Adem, E. F., C44
 Deraze, Jérôme, D214
 Derry, Brent, W416
 Deshong, A. J., W4009C
 Deshpande, Nikita, D1501C
 Deshpande, Sonali, D1267C
 De Stasio, E. A., E8011B
 DeVaul, N. E., C7018C
 De Vito, Scott, D1469A
 De Vore, Deanna Michele,
 W4171C
 de Vreede, Geert, D178
 Dhavarasa, P., Y3095B
 Diao, F., D1269B
 Diao, J., Z6259A
 Diaz, J. R., D1376A
 Diaz-Arias, L. A., ... Z6191B
 Dickinson, Daniel J., W432,
 W4117C, W4132C
 Dickinson, M. E., M253
 Diehl, C., W4065B
 Dietrich, Fred S., ... Y3137B
 Dietz, H. C., J3
 DiFiore, Julia, Y3083B
 Dimri, M., Z6082A
 Dinan, M. P., D1104B
 Ding, Y., Z597
 Ding, Yun, D116, P374
 Dion-Côté, A.-M., ... P2054C
 Dovens, L. L., D1110B
 Dobi, K. C., D1199A
 Dobrzycki, T., Z6117C
 Dodgson, Stacie, ... Y3138C
 Doering, Drew T., ... Y3126C
 Dohn, T., D1342C
 Dolin Petrov, Tandy, D1484A
 Donato, V., W4066C
 Dong, K., Y3183C
 Dong, Yan, W4111C
 Doran, A. G., M5051C
 Doronio, C., W4031A
 Dorrity, M. W., Y490
 Doudna, J. A., J12
 Douds, C. A., Y3005B

Doupé, David, D1219C
 Drabkin, H. J., M5052A
 Drago, Ilaria, D97
 Drelon, C., D1059B
 Drerup, C., Z650
 Drobnjak, S., P2080B
 D'Rozario, M. R., ... Z6219C
 Drummond-Barbosa,
 Daniella, D77
 Du, Lawrence, W4144C
 Du, X., D181
 Duan, T., D1174C
 Duboué, E. R., Z549
 Duboule, D., J6
 Duchaine, Thomas, ... W457
 Ducos, B., Z6032B
 Dueck, H., W4141C
 Dumas, Kathleen J., W4067A
 Dumont, Beth, P350
 Dunn, Barbara, Y503
 Dunn, Cory D., Y3049A
 Durand, E., P2055A
 Durbin, R., P384
 Dutcher, S. K., C55
 Dutta, S., Z6033C
 Dyson, A. D., D1311B

E

Eberl, D. F., D1303C
 Eberlein, C., P2122B
 Eckmann, C. R., W444
 Economides, A. N., ... M311
 Edison, A., W4135C
 Edmondson, E. F., M5086B
 Edwalds-Gilbert, G., Y3059B
 Edwards, K., W4165C
 Ehrenreich, Ian, P321
 Ehrlich, Margaux R., D1295A
 Elbaz, I., Z554
 Elgin, Sarah C. R., ... D144
 Elkouby, Y. M., Z539
 Ellenbecker, M., ... W4034A
 Ellison, Q., M5063C
 Elwa, H., D1175A
 Enard, D., P325
 Engel, N., M292
 Engel, Stacia R., ... Y3157A
 Engstrom, A. K., ... M5005B
 Enomoto, M., D1322A
 Ercan, Sevinc, W401
 Erezylmaz, D., D1427A
 Erickson, Timothy, ... Z548
 Ernst, Dustin C., ... Y3006C
 Ertl, H. A., D1071B
 Erwin, Alexandra A., D1477C
 Escobar-Aguirre, M., ... Z649
 Eskova, Anastasia, ... Z613
 Eslamieh, M., P2056B
 Esposito, R., Z6108C
 Etta, H. Edim, M5006C
 Evans, N. C., E8012C
 Evans, T., Z606
 Everett, L. J., P380
 Evpak, Masha, Y3096C
 Ewen-Campen, B., ... D164

Fadool, J. M., Z6220A
 Falahati, H., D1084C
 FAN, Jinbo, Y3030C
 Fang, Y., D199
 Farber, Steven A., Z639
 Faro, A. F., Z621
 Fasullo, Michael, ... Y3139A
 Fay, D. S., W4173B
 Fear, J., D1474C
 Felderhoff, T. J., ... P2081C
 Feldman, B., Z6083B
 Felimban, Afnan, ... E8041B
 Feng, L., D115, C7008B
 Feng, Zhiping, Z6002B
 Fenker, K., W446
 Fergin, A., W4061A
 Fernandes, Joyce, E8013A
 Ferreira-Da-Cruz, Maria de
 Fatima, P2142A
 Ferris, M. T., M5087C
 Feyrer, M., D1275B
 Feyertag, Felix, P363
 Fielder, S., W4010A
 Fields, C. J., D1204C
 Filosa, Alessandro, ... Z552
 Findlay, Geoffrey, ... D1399C
 Finger, Danielle S., D1214A
 Finn, Thomas S., ... D1346A
 Fischer, C. N., D1305B
 Fisher, K., P2036C
 Fisher, Margaret, ... D1165C
 Fitz Gerald, J., P349
 Flaherty, D., W4068B
 Flanagan, M. N., W4556
 Flanagan, Stephen, P2009C
 Flenniken, A., M5007A
 Fletcher, M., W422
 Fletcher, S. A., M5064A
 Fochler, S., D1313A
 Foglia, M. J., Z561
 Fong, H. T., W4145A
 Fong, L., Z6034A
 Forgiarini, A., D1377B
 orney, J., C7022A
 Forsberg, S., P2082A
 Foster, S., Z6035B
 Fox, C. M., Z6271A
 Franco, Marie-dominique,
 P2115A
 Frankenberg Garcia, J.,
 D1120C
 Frapporti, Andrea, C46
 Frayer, M., P2123C
 Freeman, Phyllis, ... W4178A
 Freeman, P. R., D1390C
 Freitas, J., M5088A
 Froidi, F., D156
 Profp, Robin, D193
 Frost, Bess, D182
 Fryer, K., C7010A
 Fuentes, R., Z659
 Fuetterer, M., M5097A
 Fukuda, K., M5065B
 Fukumura, R., M5103A
 Fuller, T. D., Z6153C
 Fuller, Zachary, D138
 Fuqua, Timothy, ... D1475A
 Furrer, D., C38

F

G

- Gaeta, A., W4080B
 GAI, Yunchao, D1265A
 Gálíková, Martina, D1132C
 Gallagher, J., Y3111C
 Gallardo, J. A., P2083B
 Gamberi, C., D1383B
 Ganguly, Anindya, D1296B
 Gao, J., Z6221B
 Gao, Shan, C41
 Garg, J., C47
 Garrity, P. A., D237
 Gasser, Susan, Y519
 Gates, J., D1004A
 Gath, N. N., Z6154A
 Gauthier, K., W4183C
 Gavis, E. R., D168
 Gawlik, J., D175
 Ge, W., D1092B
 Geiler-Samerotte, Kerry,
 Y3177C
 Geiler-Samerotte, Kerry A.,
 P348
 Geister, K. A., M271
 Georgiou, M., D134
 Gerberich, E., D1145A
 Gerbi, S. A., D1079A
 Gerdes, J., D1005B
 Gerhold, A. R., W430
 Gerlitz, O., D187
 Gershman, B. W., D1201C
 Geyer, P. K., D249
 Ghersi, J., Z6118A
 Giedt, M., D1170B, D1186C
 Gilchrist, M. A., P2143B
 Giovannone, D., Z6260B
 Gistelínck, Charlotte, Z6155B
 Gladyshev, E., M5040A
 Glenn, N., D1347B
 Glenn, Steve, D1462C
 Goetting, D., W4114C
 Gogja, N., D1443B
 Gondal, A. S., P2144C
 Gondo, Y., M260
 Gonsales, M. C., Z6094A
 Gonsar, N., Z6036C
 Gonzales, Miguel F., C7011B
 González, N., D1518B
 Gonzalez-Mendez, L.,
 D1446B
 Good, J., P387
 Goodman, Alan G., D229
 Goovaerts, Annelies, Y3140B
 Gordon, H. B., Z602
 Gordon, J. I., J9
 Gotenstein, J. R., W4095B
 Goundadkar, B. B., E8042C
 Gout, J., C13
 Goyal, R., D1189C
 Gramates, Sian, D1389B
 Grant, M., Z557
 Grant, P. A., Y478
 Graze, R. M., D1433A
 Green, D., Z6037A
 Green, Nicole M., D1027C,
 E8002B
 Green, R., P2124A
 Greenbaum, G., P334
 Greenblum, S., P2037A
 Greenhalgh, Robert, P2125B
 Greenspan, Leah, D1226A
 Greer, A., W4011B
 Gribble, K. D., Z619
 Griffin, E. F., W4077B
 Grimes, D. T., Z636
 Grimblat, Y., Z6038B, Z6222C
 Grinhagens, S., Y3060C
 Groth, Amy C., W4104B
 Grys, Ben, Y3007A
 Gschwend, A. R., D1400A
 Gu, T., D1254B
 Guan, Y. I., W4170B
 Guarneri, D. J., M5008B
 Guerrier, S., C49
 Guisbert, E., W4146B
 Gujar, Mahekta, W439
 Guo, L., P2057C
 Guo, X., D1220A
 Gupta, Tripti, M5104B
 Gurumurthy, CB, M282
 Gurung, S., Z6156C, Z6223A
 Gutenkunst, Ryan, P373
 Gutierrez, S., D1348C

H

- Haag, E., W4026B
 Haasch, M. A., Z6192C
 Hadjantonakis, AK, M304
 Hahn, D., D1349A
 Halabi, R., Z6224B
 Hales, K. G., D1176B
 Haley, R. C., W426
 Halfon, M. S., D1526A
 Hall, A., Y495
 Hall, J., W4081C
 Hall, S., E8039C
 Hamel, Véronique, Y485
 Hammons, A., D1281B
 Hamza, A., Y3158B
 Han, S., W411
 Haney, Michael, E8031A
 Hannan, F. L., D1276C
 Hannon, Colleen, D1468C
 Hans, Victoria, D1256A
 Hanson, Pamela, Y3159C
 Hanson, Sara, Y509
 Hao, W., P2058A
 Harbison, S. T., P2084C
 Hardy, Christopher, P2038B
 Haring, Stuart, Y3008B
 Harr, Jennifer C., W4112A
 Harris, Robin, D1159C
 Harrison, Michael, Z6119B
 Hartford, S. A., M288
 Hartl, Daniel, P330
 Hartmann, M., D1072C
 Hasegawa, T., Z6261C
 Hatanaka, Y., M5041B
 Hatta, K., Z598
 Hawkins, Thomas A.,
 Z6015C, Z6193A
 He, Bin, P2059B
 He, Qiutao, D1081C
 He, Shuning, Z6003C
 Heath, Joan, Z629
 Heavner, M. E., D228
 Heer, Natalie, D131
 Held, A. H., D208
 Helfand, S. L., D149
 Hellerstedt, Sage T., Y3191B
 Helton, J. T., Y3198C
 Hemmer, L., D1401B
 Henault, Mathieu, P2060C
 Henderson, Kiersten A.,
 Y3050B
 Henderson, Melissa, W4169A
 Hendrix, Christopher,
 D1504C
 Henle, A. M., E8014B
 Henstridge, Michelle, D1133A
 Her, G. M., Z6157A
 Herbert, A. L., Z6225C
 Herbert, M. L., P2126C
 Herissant, L., P2039C
 Herken, B. W., Y3073A
 Hernandez Cervantes, A.,
 Y3184A
 Hershberg, R., P328
 Hey, J., P366
 Hibshman, Jonathan,
 W4012C
 Hickman, M. A., Y465
 Hickman, M. J., Y3141C
 Higgins, R., Y3051C
 Highfill, C. A., P2085A
 Hiragi, T., M266
 Hilbert, Z. A., W4147C
 Hildreth, A. Elizabeth,
 Y3084C
 Hilgers, V., D166
 Hill, A., D1271A
 Hiller, M., D1453C
 Hime, G. R., D1177C
 Hinman, M. N., Z6158B
 Hinnant, Taylor D., D1229A
 Hittinger, C. T., Y3127A
 Hjelmén, C. E., D1402C
 Ho, D. M., D1041B
 Ho, Yi-Hsuan (Elisha), Y471
 Hoang, H. D., W4175A
 Hoek, Oliver, W417
 Hoekstra, Hopi, M259
 Hoffman, Ellen J., Z640
 Hoffman, T. L., D1187A
 Holden, L., Z6084C
 Holt, E., D1086B
 Holt, J. M., M5053B
 Hong, Amy, D1006C
 Hongay, C. F., D1208A
 Hoodless, P. A., M5066C
 Hope, Elyse A., Y464
 Hope, K., D1316A
 Hopper, Anita K., Y475
 Hornick, J. T., P2086B
 Horstick, Eric, Z577
 Hoshijima, K., Z660
 Hou, L., D1064A
 Housden, Benjamin E., D163
 Howard, Angela, D1160A
 Howard, T. S., D1437B
 Howard-Till, R., C33

- Howe, K., Z6085A
 Howe, S., E8043A
 Hrabé de Angellis, M., M251
 Hsieh, Y.-W., W4047B
 Hsu, A. L., W4082A
 Hu, Chi-Kuo, Z6039C
 Hu, Claire, D1527B
 Hu, D., D1317B
 Hu, Muhan, W4013A
 Hu, Qinan, D1206B
 Huang, A., D126
 Huang, Cheng, D161
 Huang, D., D1495C
 Huang, Guodong, .. Z6139A
 Huang, L. S., Y3031A
 Huang, P., Z607
 Huang, X., D153
 Huang, YC., D1457A
 D1507C
 Huard, S., Y499
 Huber, F., Y481
 Hudry, B., D150
 Hung, Jeffrey, W4054C
 Huning, L. E., Z6109A
 Hunter, K. W., M301
 Hunter, Neil, M267, Y491
 Hurlburt, Alexander, D1121A
 Huynh, Nhan, D1134B
 Hwang, G. H., M268
 Hwang, K., Z6226A
- I**
- Icyuz, Mert, Y488
 Ignatius, Myron, Z628
 Iida, C., D1105C
 Ijaz, S., Z6194B
 Ikpeme, E. Victor I., P2040A
 Ilangovan, Vinodh, D1289A
 Im, J., P2010A
 Im, S., D235
 Imam, F. B., Z6159C
 Inaki, M., D1022A
 Innamorati, K. A., ... D1350B
 Inoue, T., W4184A
 Iosue, C. L., Y3112A
 Iovine, M. Kathryn, Z614
 Iranon, N., W424
 Ishibashi, T., D1054C
 Ishitani, T., Z6040A
 Ismat, Afshan, D1039C
 Ito, T., D1100A
 Ivantsiv, S., M5067A
 Iyer, J., W460
- J**
- Jacks, Tyler, M297
 Jaffe, M., Y3178A
 Jaime, M. D., D165
 Jain, R. A., Z551
 Jaiswal, D., Y3097A
 Jalloh, B., D1510C, D1511A
 James, D., Z6160A
 Jangam, D., D1412A
 Janke, Ryan, Y479
 Janssen, Aniek, D146
 Jaramillo-Lambert, A. N., W445
 Jarosz, D. F., Y474
 Jaspersen, Sue L., Y524
 Jawkar, S., D1042C
 Jean, F., Z6041B
 Jean, Grace, D1169A
 Jemc, J. C., D1200B
 Jeong, Y., Z6195C
 Ji, Zhejun, D1106A
 Jia, Dongyu, D185
 Jia, S., Z6272B
 Jiang, K., D1034A
 Jiang, P., P2127A
 jiang, x., P2011B
 Jiang, Yu-Yang, C58
 Jiang, Z., Z6120C
 Jin, F., Y3009C
 Jindal, Granton A., Z601
 John, Ciny, D1294C
 Johnson, Aaron N., D1023B, D1343A
 Johnson, Colin, Z6196A
 Johnson, C. P., Z6183C
 Johnson, David, C7014B
 Johnson, L. M., P2012C
 Johnson, M. L., D1429C
 Johnstun, J. A., D1304A
 Johri, P., C28
 Jones, Tiffani A., D1323B
 Joo, Y., M5035B
 Jordan, W., D1471C
 Joseph, F., Y3074B
 Josephson, Matthew P., W4089B
 Jovanovic, Marija, W4148A
 Ju, S., Y3142A
 Jud, Molly, W4101B
 Jun, G., P2087C
 Jung, M., Z6161B
 Justice, M. J., M274
- K**
- Kachroo, Aashiq H., Y505
 Kadav, Priyanka, ... P2013A
 Kagemann, C., C74
 Kahana, Alon, Z536
 Kahney, E., D1230B
 Kalra, B., D1420C
 Kambar Kaya, HE, D113
 Kamei, C. N., Z612
 Kamei, Y., Y3010A
 Kanavy, D. M., M5058A
 Kandul, Nikolay, D186
 Kang, Junsu, Z531
 Kang, Ping, D1146B
 Kannan, K., D1351C
 Kannagara, J. R., D1207C
 Kantarci, H., Z6227B
 Kao, J. Y., P346
 Kaplan, Craig, Y482
 Kaplan, R. E. W., W423
 Kapler, Geoffrey, C32
 Kaplow, M., E8015C
 Karkare, K., P2128B
 Karr, T., ... P2129C, M5068B
 Karr, T. L., D107
 Kartha, N., M5009C
 Kasahara, S., Y3061A
 Kashio, S., D1161B
 Kassir, Y., Y3062B
 Kathrein, K. L., Z532
 Katti, P. A., E8044B
 Katz, David, M296
 Keane, T. M., M265
 Keebaugh, Erin S., D1136A
 Keefe, Matthew D., Z6228C
 Keeney, J., Y3036C
 Keeney, J. B., E8016A
 Kelada, Samir N. P., M5098B
 Kellermeyer, R., D1306C
 Kelley, M. K., W4096C
 Kelly, A., P2014B
 Kelpsch, D. J., D1033C
 Kennison, J. A., D1496A
 Kent, Tyler, P2015C
 Keowkase, R., W4074B
 Kern, Andrew, P2016A
 Kerscher, A. E., ... W4155B
 Kerscher, O., Y3052A
 Kesterson, Robert, M5010A
 Keum, S., M5011B
 Khadilkar, Rohan, D223
 Khan, A., Z6140B
 Khan, Md. Asaduzzaman, W4109A
 Khost, D. E., P2061A
 Kierdorf, K., D1122B
 Kikuchi, K., Z533
 Kim, C., P2088A
 Kim, Chul Geun, ... M5042C, M5043A
 Kim, Ji -Yuen, W4069C
 Kim, Seungsoo, Y510
 Kim, W. J., D231
 Kim, Y., Z6043A
 Kimble, Judith, W398
 King, Elizabeth G., P2089B
 King, L. B., D99
 Kingsley, D. M., J8
 Kiontke, K., W453
 Kiparaki, Marianthi, D1107B
 Kirov, N. C., D1459C
 Kishi, S., Z6098B
 Kishida, M., Y3185B
 Kishimoto, S., W4083B
 Kite, E. P., Z6162C
 Klar, A. J. S., Y3098B
 Klein, M., D1300C
 Kleppel, J., D1352A
 Knapp, E., D106
 Kniss, Jonathan, Z600
 Knuckles, Chris I., D1069C
 Ko, C., D1024C
 Kobayashi, M., Z643
 Koch, B., Y3053B
 Kochakarn, T., P2145A
 Koehler, D., Z6229A
 Koening, Andrew L., Z6121A
 Kolaczkowski, B., ... P2146B
 Koleilat, A., Z6163A
 Kollmus, H., M5105C
 Konduri, P., Y3113B
 Kopp, A., D250
 Kormish, J., W442
 Kornitzer, D., Y3186C
 Kortbawi, Hannah, W4090C

- Korunes, Katharine,.....P385
 Kossack, Michelle, Z6105C
 Kousnetsov, R., W4048C
 Koutelou, E.,.....M5044B
 Kozlova, A., W4137B
 Kramer, A., Z550
 Kratsios, P., W4149B
 Krauchunas, A. R., W4014B
 Kraus, Oren, Y3169A
 Kreiner, Julia, P2017B
 Kreipke, R. E., D1162C
 Krishnakumar, P., Z543
 Krispin, S., Z644
 Kroeger, Benjamin,.....D198
 Kruger, A., M5054C
 Kuang, Meihua Christina,
 P358
 Kuchler, Karl, Y3063C
 Kucukyildirim, S.,.... Z6062B
 Kudo, T., Z6044B
 Kuehner, Jason N., Y3104B
 Kuintzle, Rachael, D1460A
 Kumar, Arun, D233
 Kumar, K. G., M5012C
 Kumar, Vivek, M5013A
 Kunkel, C., W4122B
 Kuok, C., D1502A
 Kuraishi, T., D1238A
 Kurischko, C., Y3160A
 Kustermann, J., Y3064A
 Kutch, I. C., P327
 Kwan, Elizabeth X., Y3075C
 Kwon, H.-J., Z6045C
 Kwon, J., D1240C
 Kwon, R. Y., Z6184A
 Kyoda, K., W4119B
- L**
- LaBar, T., P2041B
 LaBonty, M., Z6164B
 Laffafian, A., D1016A
 Lafframboise, Krystal, Y3143B
 Lal, S., Y3114C
 Lalonde, R., Z586
 Lam, A. K., W4115A
 Lan, Qing, D241
 Lan, Y., Z560
 Landeen, Emily L., D1480C
 Landerer, C., P354
 Landry, C. R., P391
 Landweber, Laura, C20
 Lang, Gregory I., P394
 Lang, Olivia W., Y3076A
 Langdon, Quinn, P2018C
 Lange, Jeremy, P2019A
 Lantz, K. M., D1032B
 Lao, J. P., Y498
 Large, C., D118
 Large, E. E., P2090C
 Larracuenta, A. M., P320
 Laruson, A., P2063C
 Lassiter, C. S., Z6273C
 Latcheva, N. K., D1497B
 Laterreur, N., Y476
 Lattmann, Evelyn, W4058A
 Laudermilk, L., M5014B
 Laurent, Jon M., Y3128B
- Lauter, G., W4150C
 Laver, J. D., D173
 Law, MeiYee, M5106A
 Law, M. J., Y3085A
 Lawson, Lisa, M5069C
 Lawton-Rauh, A., P362
 Lazetic, V., W414
 Learman, Lisa, W4180C
 Leatherman, Judith, E8017B
 Lederer, Alex R., Y3115A
 Lee, Chien-Kuo, M5070A
 Lee, D. A., Z6197B
 Lee, Daehan, P377
 Lee, Grace Yuh Chwen,
 D141
 Lee, H., D1167B
 Lee, Hangnoh, D1472A
 Lee, J., D1163A, D1353B
 Lee, Jeannie, M290
 Lee, Jonathan, P2091A
 Lee, K., Y3086B
 Lee, M., D148, M5089B
 Lee, P., D1277A
 Lee, S., D1093C, D1354C
 Lee, Seung Kyu, D1485B
 Lee, S.-S., D1038B
 Lee, Sun-Kyung, .. W4015C
 Lee, T. W., W407
 Lee, Wei-Lih, Y522
 Leerberg, D. M., Z544
 Legg, S. B., W4016A
 Lehmann, Kjong-Van, P376
 Lehnher, André, Z6099C
 Leips, J., P2092B
 Lekk, I., Z6046A
 Lelliott, C. J., M312
 Lemos, B., D1438C
 LeMosy, E. K., Z656
 Lence, T., D1514A
 Lenhart, K., D244
 Lenkowski, J. R., Z6230B
 Leonard, C., P356
 Leopold, P., D248
 Lepper, Christoph Lepper,
 M306
 Leroux, D., P2093C
 Levitas-Djerbi, T., .. Z6198C
 Lewis, Jeffrey, Y3011B
 Lewis, K. E., Z6231C
 Lewis, S., M5015C
 Li, C., P364
 Li, F., Y3129C
 Li, Fei, Y477
 Li, J., M261
 Li, Joy, W436
 Li, M., D114
 Li, Sheena C., Y3161B
 Li, Shuang, Y466
 Li, Shuangxi, D1035B
 Li, W., W4002B
 Li, Weiyi, P2147C
 Li, Wenyang, Z6047B
 Li, X., W4185B
 Li, Xuanying, D220
 Li, Xuesong, Y513
 Li, Xueying, P2094A
 Li, Y., W4029B
 Liachko, I., Y3187A
 Lian, S., Z6141C, Z6232A
- Liang, J., D245
 Liang, X., D1461B
 Liao, K., D1007A
 Liaw, G., D1067A
 Lickwar, Colin, Z569
 Lien, W., D1155B
 Li-Kroeger, D., D1519C
 Lim, Hui-Ying, D1337A
 Lin, Yenwei, W431
 Lin, A., C65
 Lin, A. Y., Z6004A
 Lin, H., D1068B
 Lin, T.Y., D1308B
 Lin, Xiaoxue, W4021C
 Lin, Y., P2095B
 Lin, Yi-Hsiu, W4017B
 Ling, Jia, D218
 Linnerz, T., Z6122B
 Lissimore, J., W4023B
 Lister, J., Z587
 Little, Shawn, D190
 Liu, C., D1259A
 Liu, D., Z6262A
 Liu, J. L., D162, D1101B,
 Y3012C, Y3013A
 Liu, Jonathan, W406
 Liu, Jun, W4049A
 Liu, L., P2148A
 Liu, Lucy, D206
 Liu, Ning-Ning, Y3014B
 Liu, P., Z646
 Liu, Xianan, Y3130A, Y3199A
 Liu, Y., C40, D1533B
 Liu, Z., Y514, Z6048C
 Liu, Zhiyu, W4176B
 Lo, D., Y3144C
 Locke, J., D1481A, E8018C
 Lockwood, N., Z595
 Loehlin, David W., D217
 Loesbanluechai, D., P2149B
 Loewe, Laurence, .. P2020B
 Loganathan, R., D1202A
 Lohmann, I., D81
 Loll-Krippelbeber, R., Y473
 Long, A. B., M5071B
 Long, L. J., Y3015C
 Lonteniens, S., Z6005B
 Louis, T., D1278B
 Lovato, TyAnna, D1193A
 Love, A., Z6049A
 Lovejoy, Pamela, ... D1355A
 Loveland, Jane, Z6086B
 Lowe, V. J., Z6263B
 Lowe-Krentz, L. J., .. Z6123C
 Lu, Hsiao-Ling, D1244A
 Lucanic, Mark, W421
 Lucy, Kangethe, M5016A
 Ludington, W. B., D157
 Ludlow, Catherine L., Y3145A
 Lundegaard, P. R., .. Z6018C
 Luo, H., D1260B
 Luo, Jingchuan, Y3146B
 Luo, Lingfei, Z537
 Luong, D., D1257B
 Luong, Hang, D1290B
 Lush, Mark E., Z617
 Lyke, D., Y3037A
 Lyne, Rachel, D1528C

M

- Ma, D., D1127A
 Ma, Manxiu Michelle, . Z547
 Ma, T., D1215B
 Ma, Zhibo, D1490A
 Macdonald, S. J., ... P2096C
 MacDonnell, S. A., . Z6165C
 MacGilvray, M., Y3065B
 Machado, H., P365, P2021C
 MacPherson, Kevin A.,
 Y3170B
 MacQueen, A. J., ... Y3032B
 Madaan, U., W4151A
 Maddamsetti, Rohan,
 P2042C
 Magadi, S. S., D1217A
 Mageeney, Catherine M.,
 D215
 Magwene, P. M., Y500
 Mahaffey, M. P., ... W4174C
 Maharjan, M., D1491B
 Mahoney, Rebekah, D1272B
 Makino, S., M5059B
 Makushok, T., C56
 M'Angale, P., D1356B
 Manhas, S., Y3077B
 Maniates, Katherine,
 W4156C
 Manier, M., P2097A
 Maniscalco, C., W4024C
 Manly, K. F., M258
 Mannix, Katelynn M., D1008B
 Manogaran, A. L., . Y3027C
 Mantilla Rojas, C., . M5090C
 Manzo, E., D1378C
 Mardon, G., D1531C
 Marie, P., D170
 Marinov, Georgi, C15
 Marischuk, K., D1060C
 Marquart, G. D., Z6199A
 Marsden, A. N., Z603
 Martin, A. C., D80
 Martin, B. L., Z542, Z6050B
 Martinez, A. J., Z6274A
 Martinez, B. A., ... W4084C
 Martinez-Agosto, J. A., D224
 Martínez-Ledezma, Karla I.,
 D1301A
 Martínez-Matías, N., Y3066C
 Maruki, T., P2022A
 Marygold, Steven, ... D1529A
 Mascaro, A. R., D1040A
 Masek, Pavel, D1282C
 Masel, Joanna, P2150C
 Matheson, Kinnari, Y3147C
 Mathies, L. D., W4050B
 Matsui, T., Y3116B
 Matsuno, K., D1017B
 Matsuzaki, H., M5045C
 Matthewman, C., ... W4072C
 Matty, M. A., Z6134B
 Maves, L., Z579
 McAndrews, M., ... M5107B
 McCleary, D., Y3087C
 McCluskey, Braedan M.,
 Z585
 McDermid, Heather E.,
 M5072C
 McDonald, J. A., ... D1025A
 McDonough, C., ... D1283A
 McGeary, Meaghan, ... D120
 McGraw, H. F., Z545
 McGurk, M. P., D1403A
 McIntyre, Lauren M., ... P379
 McManus, Joel, Y508
 McMullan, R. C., ... M5017B
 McMurray, M. A., Y492
 McQuilken, M., Y525
 McSharry, S. S., ... D1094A
 McStay, Gavin, Y3038B
 Meehan, T., M5108C
 Megraw, T. L., D1009C
 Mehojah, Justin, ... Z6166A
 Mehra, U., Y3039C
 Meiklejohn, C., P389
 Meisler, Miriam, M313,
 M5018C
 Mendes-Junior, C. T.,
 P2098B
 Mendizabal, I., P2064A
 Mendoza-Garcia, P., D1454A
 Meneghetti, G., Z6051C
 Meng, A., ... Z645, Z6052A
 Meng, F., D1221B
 Mersaoui, S. Y., ... Y3078C
 Messerve, J. H., D1074B
 Messer, P., P329
 Messier, V., Y3067A
 Mets, D. G., P2099C
 Metzstein, Mark M., ... D167
 Meyer, E., C37
 Meyer, J. M., W4127A
 Meyers, Jason, E8019A
 Miao, W., C30
 Miceli, Cristina, C29
 Michel, A., Y517
 Mikeladze-Dvalli, T., W4040A
 Mikoluk, Cezary, ... D1123C
 Milbury, K., Y3079A
 Miller, Adam, Z616
 Miller, Andrew, Z620
 Miller, Darach, Y472
 Miller, D. R., M5109A
 Miller, Freda, M283
 Miller, L. M., W4105C
 Miller, Michael, W397
 Miller, Richard V., C16
 Min, S., D234
 Minkina, Olga, W458
 Mishra, S., W4161B
 Misra, J. R., D86
 Misra, Mala, D1249C
 Mitchell, Leslie A., ... Y3148A
 Mo, H., Z6167B
 Mock, B. A., M298
 Mohan, D., D1188B
 Mohanty, Saurav, ... Z6053B
 Mohun, T., M254
 Mokalled, Mayssa H., Z574
 MokHTAR, S., D1357C
 Mokhtari, M., Y3149B
 Molina, Paola, W4035B
 Møller, Henrik D., Y504
 Mollereau, B., D111
 Momoko, I., D1413B
 Mondal, S., W4133A
 Mondal, T., D1061A
 Mondoux, Michelle A.,
 E8020B
 Mondragon, Albert, ... D110
 Monestime, C. M., ... Z6233B
 Mongera, A., Z6054C
 Montgomery, T., W455
 Montooth, K. L., D1434B
 Montoyo-Rosario, Jose,
 W4088A
 Moore, B. D., D1384C
 Moore, B. T., P2023B
 Morante, Nicholas, Z6168C
 Morgan, Andrew, ... P2065B
 Morgan, H. R., D1292A
 Morgante, Fabio, P338
 Morimoto, K., D1089B
 Morin, A. F., C35
 Morrison, C. A., ... D1444C
 Morrissey, Alexis, . Y3150C
 Morton, E., W4125B
 Moskowitz, J., M5091A
 Moss-Taylor, Lindsay,
 D1156C
 Moulton, M. J., D127
 Mount, Stephen M., ... D171
 Mruk, K., Z6019A
 Mu, W., M295
 Mueller, K., W4152B
 Muhammad, Nigel, D1157A
 Mukai, Y., Y3016A
 Mukherjee, A., D200, D1082A
 Mukherjee, Subhas, D1324C
 Mukhopadhyay, S., Z6006C
 Munger, S. C., M276
 Munie, A., W4018C
 Murphy, H. A., Y3017B
 Murphy, Keith R., D230
 Murphy, Kevin F., ... Y3162C
 Murphy, P. L., Z623
 Murphy, T. D., D1524B
 Murray, J. I., W403
 Murray, S. A., M252
 Mutlu, Nebibe, Y3068B
 Myers, Kevin S., ... Y3192C

N

- Nabergall, Lukas, ... C7006C
 Nabi, A., C7019A
 Nadeau, J. H., M273
 NAG, R., D91
 Naidu, Chitra, D1045C
 Nallaseth, F. S., ... M5019A
 Narciso, C., D1515B
 Nash, E. Bruce, ... E8003C,
 E8021C
 Nasiadka, A., Z6087C
 Nebor, D. M., M286
 Neelathi, U. M., ... Z6055A
 Neilson, Maegan, . W4070A
 Neisch, A. L., D135
 Nelson, Christopher J.,
 Y3088A
 Nelson, J. C., Z576
 Nelson, M., D1379A
 Nelson, T., P2130A

- Neme, R.,P361
 Neto, A.,Z632
 Neugebauer, K.,Z563
 Neuman, Sarah,D203
 Newby, G. A.,Y512
 Newell, N. R.,D1284B
 Ngo, K.,Y3018C
 Ng'oma, E.,P2100A
 Nguyen, Kim,M5036C,
 Z6169A
 Nguyen, P. T.,D1358A
 Nguyen, T.,Y3040A
 Nichols, K. B.,D1245B
 Nicholson, Benjamin, D1178A
 Nicoli, S.,Z6270C
 Nielly-Thibault, L.,P2151A
 nika, I.,W4162C
 Nikitina, E. A.,D1279C
 Nischwitz, Emily, ...C7007A
 Nishimura, H.,W4019A
 Nishiwaki, Y.,Z6170B
 Nissen, R. M.,Z6110B
 Noble, Mark,W4085A
 Nojima, H.,D1447C
 Nolte, Mark,P326
 Nordman, J. T.,D1503B
 Norman, Kaitlyn,Y3193A
 Norris, Adam,W408
 Ntziachristos, Vasillis, M278
 Nutter, L. M. J.,M314
 Nzeh, G. Chioma, ...P2131B
- O**
- Obadia, B.,D227
 O'Connell, M. L.,Z6056B
 O'Conner, Abigail, D1359B
 Ohnuma, K.,D1338B
 Okabe, E.,W4160A
 Okada, H.,P2101B
 Okada, K.,Z6057C
 O'Kane, Cahir J.,D204
 O'Leary, N. A.,Z6088A
 Olivero, Christiane, W4157A
 Olson, Abbie,D1070A
 Oltrabella, F.,Z6234C
 Omerza, G.,Y3033C
 Onal, P.,D1414C
 Onderisin, C. J.,Z6264C
 O'Neill, R. S.,D1436A
 Ordiway, G.,Z6200B
 Ordway, A. J.,D1448A
 Orr, E.,C7015C
 Ori-Weaver, T. L.,D112
 Ortiz, A.,Z592
 Osumi-Sutherland, D. J.,
D1309C
 Oza, Vishal,D1339C
- P**
- Paaby, A. B.,P388
 Pacentine, I. V.,Z6201C
 Paix, A.,W4118A
 Palacios Flores, K., ...Y468
 Palliyil, Sneha,D1445A
 Palmer, Joseph W., M5020B
 Palsamy, Kanagaraj, Z6235A
- Pan, D.,D83
 Pan, J., ...D1415A, C7020B
 Pan, Weljun,Z647
 Pan, Xueyang,D152
 Pandey, Akanksha, P2152B
 Pandey, Udai,D172
 Panikker, Priyalakshmi,
D1505A
 Paradis, M.,D1055A
 Parhad, S.,D142
 Park, A.,D1314B
 Parker, Grace A., D1421A
 Parker, J. D.,D1113B
 Parks, A. L.,D1393C,
 D1534C
 Parmenter, Michelle, P2102C
 Pascoe, N.,Y3163A
 Patchett, S.,Y3124A
 Patel, A. A.,D1312C
 Patel, P. H.,D242
 Paul, B.,Y3105C
 Paz, I.,D1179B
 Pearlman, R. E.,C48
 Pearson, C. G.,C61
 Peers, Bernard,Z6100A
 Pekar, Olga,W443
 Pelletier, Katharine,
W4027C
 Pelliccia, J.,Z6058A
 Peng, J. R.,Z610
 Peravali, Ravindra,Z594
 Pérez-Gálvez, F., ...P2116B
 Perinchery, A. M., D1431B
 Peris Navarro, D., ...Y3131B
 Perkins, A. T.,D88
 Perstein, E. O., ...W4075C
 Perry, M. W.,D1416B
 Pesch, Y.,D1203B
 Peterson, April,P2066C
 Peterson, T. A.,P355
 Petley, J.,D1075C
 Petrachkova, T.,Z6059B
 Petratou, K.,Z570
 Phadke, S.,C7016A
 Phifer-Rixey, M.,P319
 Philip, A. M.,Z6171C
 Phung, T. N.,P324
 Piasecki, B. P.,W4166A
 Picciotto, C.,D1049A
 Pickart, M. A.,E8004A
 Pieczynski, J.,W4186C
 Piekny, A. J.,W441
 Pieper, K.,D1180C
 Pierce, J.,Y3069C
 Piersanti, A.,C18
 Pilling, O. A.,C7001A
 Pinello, Jennifer F.,C67
 Pinheiro, D.,D133
 Pino, Javier,M5073A
 Pinter, S. F.,M291
 Pinzon, J. H.,D209
 pio, f.,W4071B
 Piper, J.,P360
 Plachta, N.,M269
 Platt, A.,P369
 Plaza-Jennings, A., Y3099C
 Poe, Amy,D93
 Ponce, Francesca V.,
W4136A
- Pool, John,P343,
P2117C, P2132C
 Popiel, E. M.,W4097A
 Porter, A. H.,D1473B
 Portillo Rodriguez, Tamy,
D1385A
 Postlethwait, J.,Z6106A
 Poulton, John,D84
 Powers, N. A.,D1194B
 Pozmanter, Caitlin, D1190A
 Premsrirut, P.,M280
 Prendergast, Andrew,
Z6202A
 Press, Maximilian,P390
 Preston, M. A.,Z6236B
 Prince, D.,Z6060C
 Pritham, Ellen,C26
 Prober, D.,Z575
 Prochasson, P.,Y3019A
 Prykhozhiy, Sergey, Z6172A
 Przemecck, G. K. H., M5074B
 Przeworski, M.,J7
- Q**
- Qadota, Hiroshi, ...W4106A
 Qiao, H.,M5021C
 Qin, H.,Y3179B
 Qiu, Chenxi,Y3117C
 Quan, H.,D1417C
- R**
- Radulescu, Andreea,
M5022A
 Ragsdale, Aaron, ...P2024C
 Rahman, M. M., ...W4041B
 Raimer, A.,D1360C
 Raj, K.,D1380B
 Rajshekar, S.,Z6111C
 Rakijas, Jessica B., M5075C
 Rakitina, E.,D1470B
 Ramin, M.,D1293B
 Ramkumar, Nitya, D1080B
 Rana, V.,E8045C
 Rand, D. M.,P396
 Ranjan, R.,D1216C
 Rao, S. P.,P2103A
 Raphael, L.,Z6061A
 Rapti, G.,W4098B
 Rasmussen, N. R., W4099C
 Ravindranathan, G., W4086B
 Ravi Shankar, A., ...Y3089B
 Rebagliati, Michael, ...Z622
 Rebman, J. K.,Z6237C
 Redhai, Siamak, ...D1147C
 Reed, B. H.,D1222C
 Reed, L. K.,D1422B
 Reeves, G. A.,D1172A
 Reeves, G. T.,D1439A
 Refai, O. M.,W4187A
 Regenber, B.,Y3132C
 Reger, Noah J., ...W4102C
 Reich, M. H.,P2104B
 Reid, Robert,Y486
 Reiff, S. B.,C57
 Reilly, D. K.,W4123C
 Reilly, Patrick F., ...D1521B

- Reinhardt, Josephine A.,P2025A
 Reinholdt, L.,.....M308
 Reinsch, S. S.,.....M5099C
 Reis, T.,.....D1336C
 Reiter, L. T.,D212
 Remington, D. L.,...P2105C
 Rera, M.,D1171C
 Riccetti, Matthew,...D1361A
 Rice, Gavin,D1418A
 Rich, Matthew S.,...Y3118A
 Richards, S. E.,.....Z6062B
 Richardson, C. E.,...W4094A
 Richardson, J.,.....M5110B
 Rieger, S.,Z6238A
 Riesgo-Escovar, Juan,
D1050B
 Riggs, B.,D205
 Riggs, J.,Y3090C
 Riley, B. B.,Z604
 Ritchie, Erin,.....Z6063C
 Rivera Gomez, Katherine A.,
W4043A
 Rizzo, Nicholas P., D1441C
 Roberson, S.,Z6239B
 Robinson, D.,Y3151A
 Robinson, Sarah Baas,
D1051C, W4130A
 Roblodowski, C. K.,D1248B
 Rodrigues, F.,D1087C
 Rodriguez Morales, R. E.,
Z6265A
 Rodriguez Pino, M., ...Y523
 Rogers, J. V.,Y3054C
 Rogers, Rebekah L.,P2067A
 Roh-Johnson, Minna.. Z627
 Rohner, N.,.....Z590
 Rojas Echenique, J. I.,P392
 Rojas Villa, S.,.....D1223A
 Romero, D. P.,C52
 Ronald, P.,J11
 Rose, M. D.,Y493
 Rosen, J. N.,D1010A
 Rosenberg, Allison,Z6135C
 Rostami, A.,D1362B
 Rosu, Simona,W4030C
 Roszko, I.,Z6064A
 Rote, Rahul,D1011B
 Rotelli, M.,D1073A
 Roth, Cullen,P2106A
 Rothstein, Rodney, ...Y463
 Rowlands, Hollie, ...Y3091A
 Roy, D.,W4025A
 Roy, Jagat Kumar, D1450C
 Rozman, Jan,M5023B
 Rudeck, S.,Z6065B
 Rumley, J. D.,W4153C
 Rushlow, C. A.,D196
 Rütthnick, D.,Y3028A
 Ruvinsky, I.,W4078C
 Ryder, E. J.,M5060C
- S**
- Saadin, A.,D1026B
 Sabandal, J.,D1280A
 Sachanandani, Rachna,
Z6066C
- Sackton, Tim,P386, D1404B
 Sadhu, Meru J.,P351
 Saettone, A.,C42
 Sahin, N.,Y3171C
 Sahu, M. P.,Z6203B
 Salazar, J. L.,D1043A
 Saldes, E.,D1310A
 Salecker, I.,D247
 Saleem, M.,E8046A
 Saleh, T.,E8005B
 Saleh Ziabari, Omid,D1432C
 Saligari, Melissa J.,D1135C
 Salinero, Alicia,Y3119B
 Sallee, Maria,W4167B
 Saltzman, Arneet L.,W4113B
 Saltzman, Sydney,W4060C
 Sampaio, N.,Y3152B
 Sams, A. J.,P2133A
 Sánchez Bosch, P., ...D129
 Sanchez-Lasso, L. M.,
Z6204C
 Sanchez-Lopez, J. A.,
D1210C
 Sander, Sarah E.,P335,
 D1522C
 Sands-Marcinkowski, B. T.,
D1325A
 Sangaletti, R.,W4073A
 Sanjak, J. S.,P2026B
 Sansone, Christine L.,
D1241A
 Santa Maria, S. R., Y3020B
 Santana, Juan,.....D1492C
 Santiago-Cartagena, E.,
Y3070A
 Santistevan, Nicholas,Z624
 Santos, A.,Z651
 Santos, Sean M., ...Y3164B
 Sarkar, A.,D1363C
 Sato, M.,D1252C
 Saturno, D. M.,.....W4055A
 Saul, Josh,W4051C
 Saunders, Lauren M.,
Z6266B
 Saunders, Thom,M281
 Savage, A. M.,Z599
 Sawala, Annick,D151
 Sawamiphak, S.,Z558
 Saydmohammed, M., Z541
 Schacherer, J.,...P316, Y506
 Scheifele, L. Z.,Y3080B
 Schenck, Annette,D82
 Schepers, D.,Z6173B
 Schiebel, E.,Y521
 Schiemann, R.,D1158B
 Schiller, D.,D1486C
 Schiller, NT.,W4177C
 Schleicher, E.Mae.,W4056B
 Schlienz, A.,W4033C
 Schlissel, Gavin, ...Y3100A
 Schmeichel, K. L.,...E8032B
 Schmall, E. M.,C72
 Schneider, H.,Z6205A
 Schneider, V. A.,...M5055A
 Schoborg, T.,D137
- Schredelseker, Theresa,
Z6240C
 Schretter, C.,D1302B
- Schrider, Daniel R.,P2027C
 Schulz, J. R.,Z6206B
 Schwartz, T. S.,P2153C
 Schwarz, A. M.,Z6174C
 Schweizer, J.,D1270C
 Scott, C. Anthony, ...Z6175A
 Scott, Emily,D1124A
 Scribner, K. T.,P2118A
 Searle, Naomi,Y3101B
 Seavey, C.,D1386B
 Seberg, H. E.,Z567
 Segovia Ugarte, R.,Y3153C
 Sehgal, Amita,J2
 Seidel, Hannah,W451
 Seki, S.,Z534
 Selland, L. G.,Z654
 Sellis, Diamantis,C27
 Seo, J.,D1052A
 Serdyński, K. C.,Y3021C
 Sergeeva, Vasilina,P2134B
 Seritrakul, Pawat,Z568
 Serzier, Sandy,D1062B
 Sertori, Robert,Z6136A
 Shah, N. N.,D1326B
 Shah, P.,W404
 Shamay-Ramot, A., ...Z583
 Shan, L.,D1181A
 Shannon, Erica,D1058A
 Sharma, Meenu, ...Y3120C
 Sharrock, Jessica, .D1116B
 Shaw, D. K.,Z6067A
 Shaw, D. R.,M5111C
 Shen, Qinfang,W434,
 W4052A
 Shen, z.,D1114C
 Shi, Z.,Z6241A
 Shifatu, O.,Z6016A
 Shih, Ching-Hua, ...P2068B
 Shih, C. T.,D160
 Shilts, Jarrod,D1250A
 Shimizu, Y.,Z6267C
 Shin, C.,Z538
 Shin, Hanna,W4053B
 Shin, M.,D1225C
 Shipman, A.,D1090C
 Shirasu-Hiza, M.,D213
 Shirasu-Hiza, M. M.,...D155
 Shoenhard, Hannah,Z6207C
 Shorter, J. R.,M5056B
 shu, I.,Z6124A, Z6125B
 Shukla, Arvind K.,...D1364A
 Sia, Rey,Y3041B
 Sieber, Matthew,D102
 Sieverman, Kathryn,Y3092B
 Signor, S. A.,D122
 Simon, M.,C45
 Simonova, O.,D1508A
 Simpkins, S. W.,Y515
 Simpson-Lavy, Kobi, ...Y526
 Sing, T. L.,Y501
 Singh, A.,C24
 Singh, Akanksha, ..D1148A
 Singh, D.,E8047B
 Singh, N. P.,D125
 Singh, Shweta,D1261C
 Sipe, Conor,D1218B
 Sirotkin, Howard I., ...Z566
 Sirr, A.,P393

- Sittaramane, Vinoth, Z6126C, Z6208A
 Sizemore, T. R., D1307A
 Skaggs, Kaia, Z6242B
 Skelly, Daniel A., P339
 Skibbens, R. V., Y3093C
 Skokan, Taylor, W409
 Skop, A. R., E8022A
 Slade, F. A., D1365B
 Slade, J. D., D1394A
 Slater, K., D1334A
 Sloat, Sol, W4003C
 Slusarski, D. C., Z6176B
 Smeeton, Joanna, Z589
 Smethurst, Daniel, Y3042C
 Smith, Clare, M303
 Smith, C. M., M5112A
 Smith, Jean, Y3034A
 Smith, J. J., C43, E8023B
 Smith, Michael, Y3081C
 Snarrenberg, C., W4076A
 Snedeker, J., D1231C
 Snigdha, K., D1327C
 Snowdon, C., Y530
 SoleimaniBarzi, Nastaran, D1227B
 Soliman, Remon F., Z6243C
 Soltani, Sattar, D1463A
 Son, Ahyeon, D1523A
 Song, W., D1335B
 Song, Y., Z559
 Sood, P., C66
 Sorg, T., M309
 Soto, Martha, W440
 Southard-Smith, M., M284
 Spana, E. P., D1141C
 Sparvoli, D., C54
 Speciale, J., D1076A
 Spell, R. M., E8024C
 Spichal, Maya, W4087C
 Spikol, E. D., Z6244A
 Spiri, S., W4107B
 Srayko, Martin, W449
 Srivas, R., Y507
 Stainier, Didier Y. R., Z615
 Stanfield, G. M., W4020B
 Stankunas, K., Z605
 Stanley, C. E., D1409A, D1435C, D1530B
 Stawicki, T., Z618
 St. Clair, S. L., D1128B
 Stefana, Irina, D1340A
 Steinert, H., W4163A
 Steinmetz, L., Y483
 Sternberg, Paul, W4126C
 Sterrett, M. C., D1130A
 Stevison, Laurie, E8025A
 Stewart, R., Z631, C7012C
 Stewart, Scott, Z6268A
 Stieg, D., Y496
 Stirling, Peter, Y497
 Stormo, B., D1085A
 Stover, Naomi, C69
 Stratton, H., D1149B
 Straus, J. William, C7023B
 Strich, R. S., M5092B
 Strynatka, K. A., Y3165C
 Stubenvoll, Michael, W428
 Su, Chenchen, D1297C
 Su, T., D1095B
 Suarez, Illyce, Y3071B
 Subramanian, Aswati, D1258C
 Suci, S. K., M5076A
 Sugano, Y., Z6142A
 Sugimoto, A., W4128B
 Suisse, A. Y. T., D1046A
 Sujkowski, A., D1150C
 Sultana, H., D100
 Suman, S., W4100A
 Sun, D., P2069C
 Sun, J., Z6177C
 Sun, Mingkuan, D1388A
 Sun, Y., Z658
 Sun, Yonghua, Z6068B
 Sung, M., Y3055A
 Sung, Rachel, Z6112A
 Suryamohan, K., D1262A
 Suzuki, H., M5093C
 Svetec, Nicolas, P2135C
 Syed, Z. A., D1246C
- T**
- Takano-Shimizu, T., P2070A
 Takayama, J., W448
 Tamba, N., D1151A
 Tanaka, K., D139
 Tanda, S., D1012C
 Tandon, B., Z6069C
 Tang, J., D154
 Tang, Q., Z626
 Tanner, K., Z6007A
 Tapadia, Madhu G., D1366C
 Tarayrah, L., D108
 Tassin, A., C59
 Tee, Jeremy Y., C71
 Téfit, Mélisandre, D1168C
 Tempelhof, H., Z6127A
 Teng, C., Z588
 Tennesen, Jason M., D1125B
 Theesfeld, Chandra, P2028A
 Thomas, A., D1115A
 Thomas, Mark, M255
 Thompson, J. W., W4168C
 Thorn, Robert, Z6070A
 Thornton, K. R., P2029B
 Thrikawala, Savini, Z6185B
 ThuppuMudalige, C., C75
 Thybert, D., M5057C
 Tian, Ai-Guo, D1224B
 Tian, M., C7009C
 Ting, C.-T., D1428B
 Tiso, N., Z6178A
 Titorenko, V., Y3044B, Y3133A, Y3166A, Y3194B
 Toghiani, S., P2030C
 Toshato, Y., W429, W4120C
 Tokhmafshan, F., M5024C
 Tomczuk, M., M5025A
 Tomkiel, J. E., D1077B
 Ton, Quynh V., Z581
 Torres-Vazquez, J., Z6128B
 Tour, E., E8033C
 Trachtulec, Z., M5046A
 Tracy, J. A., Z6113B
 Tran, T., M5026B
 Trevisan, T., D1367A
 Tripathi, Siddharth, Y3167B
 Troelsen, K. de L., Z6095B
 Trujillo Varela, Y., D1285C
 Truman, Andrew, Y3195C
 Trush, O. I., D1253A
 Tsai, C., D1047B
 Tzarouhas, V., D1020B
 Tse, YC., W427
 Tsuyama, K., W4139A
 Tuazon, Francesca, Z593
 Tucker, D., W4091A
 Turcotte, Carolyn, W4004A
 Turner, Thomas L., P2107B
 Turpin, C., W4036C
 Tyra, L. K., D1112A
- U**
- Ubina, T. M., D1233B
 Ugbogu, Eziuche A., Y3121A
 Umekawa, M., Y3022A
 Umemoto, N., Z582
 Underwood, N., D1328A
 Unsell, D. M. B., D1423C
 Upadhyay, Ambuj, D177
 Updike, D., W450
 Uribe, R. A., Z6245B
- V**
- Vaders, Rebecca A., D1129C
 Valdar, W., P342
 Valentine, M. S., C53
 Vallier, L. G., W4108C
 Van Buskirk, C. L., E8026B
 van der Voet, Monique, D1332B
 Van Dyken, J., P347
 Van Houten, J. L., C63
 VanKuren, Nicholas, P323
 van Leeuwen, J., Y518
 Van Oss, S. Branden, Y480
 Van Sciver, Robert E., D1057C
 Varland, S., Y3023B
 Varshney, Gaurav, Z657
 Vasudevan, Deepika, D1242B
 Vasudevan, Deeptha, Z6246C
 Vaughen, J., D1108C
 Venkataram, S., P336
 Ventura, I. M., P2154A
 Verghese, S., D1063C
 Verheyen, E. M., D1329B
 Vermerris, W., P341
 Vickrey, A. I., P383
 Vierstraete, Jeroen, Z6008B
 Viets, K. C., D1476B
 Vijayraghavan, Sriram, P2108C
 Vincent, A. J. M., D128
 Visetsouk, M. R., Z6071B
 Vissers, J. H. A., D1517A
 Vogel, Andrea, P2119B
 Volkan, P. C., D96

Vorster, P. J.,D1455B
 Voz, M., Z609
 vu, w., P2031A
 Vyas, R.,Z6009C

W

Waddell, E. A., D1456C
 Waghmare, I., D1330C
 Wagle, Mahendra, Z6209B
 Wagner, D. N.,P2032B
 Wallace, Andre,.....W4092B
 Wallace, K. N.,Z6179B
 Walsh, G. S.,Z6247A
 Walters, A. D., Y520
 Waltman, Mike,Z6210C
 Wan, Y., Z571
 Wang, C.,W4154A
 Wang, F., D1513C
 Wang, Fang, Z6248B
 Wang, H.,Z6211A
 Wang, Jonathan,..... D226
 Wang, Lin, W413
 Wang, Mingyong, Z553
 Wang, Qi,D1251B
 Wang, Qiang,Z6072C
 Wang, Richard, P352
 Wang, T.,Y3122B
 Wang, Tong,Z6212B
 Wang, X., W399
 Wang, Xu,P2071B
 Wang, Z.,D1030C, M5037A
 Wangler, M. F.,D1333C
 Ward, Robert, D1096C
 Wardwell-Ozgo, Joanna,
D179, E8037A
 Warkala, Michael, . D1048C
 Warncke, K. A.,P2109A
 Warren, M. R., M5077B
 Wasson, J. A.,M270
 Watanabe, L.Patrick, . D159
 Watson, Claire,Z6186C
 Watson, R. A.,M5027C
 Watterson, A.,D1368B
 Watterston, C. G., .Z6114C
 Watts, J. S.,W433
 Weasner, B., D124
 Weaver, B. P., W452
 Webb, Lisa S., M5028A
 Webster, M. K., M5038B
 Wehman, A. M., W400
 Yankulov, Krassimir,E8034A,
 E8035B
 Yano, J., C7021C
 Yao, S., D1372C
 Yarrington, Robert, Y3094A
 Yau, N.,D1053B
 Ye, C.,Y3025A
 Ye, P.,D1498C
 Ye, Z.,P2072C
 Yee, M. C., M5032B
 Yelon, D., Z556
 Yeung, K.,D1464B
 Yeveck, Hannah G.,D1013A
 Yoon, Wan Hee,..... D210
 Yoshiura, S., D180

Wei, K. H. C., D143
 Wei, X., P344
 Wei, Youheng,D1126C
 Weidinger, Gilbert,Z535
 Weill, U.,Y516
 Weinschutz Mendes, H. C.,
 Z6249C
 Weinstein, B. M.,Z642
 Weiss, Eric,Y494
 Wellard, Stephen, . M5078C
 Weng, M.,D1018C
 Wernike, D.,D1088A
 West, D., M5029B, M5030C
 West, J.John, D132
 Wexler, Emily R., . W4028A
 White, J. A.,D1369C
 White, S., D121
 Widen, S. A.,Z6073A
 Widmayer, S. J., P2110B
 Wightman, Bruce, W4164B
 Willaert, Andy,..... Z6089B
 Williams, Ashley B.,Z6010A,
 Z6020B
 Williams, C. H.,Z630,
 Z6021C
 Williams, J. J.,E8027C
 Williams, K., M300
 Williams, Lucy H.,M275
 Williams-Simon, P.,D1424A
 Willis, John,P382
 Wilson, Ben,P359
 Wilson, C.,Z6180C
 Wilson, Evan,C7013A
 Wince, Niahz,D1152B
 Winey, Mark, C60
 Wint, J.,Z6250A
 Winter, Jean M., M277
 Wisniewski, B.,Y3045C
 Wittkopp, Patricia J.,...P315
 Wohlbach, D. J., Y3188B
 Wojciechowska, S., Z6011B
 Wolman, M.,Z584
 Wong, Chun Nin (Adam),
 D225
 Wong, Darren, D1097A
 Wong, J. H.,D1487A
 Wong, L. H.,Y489
 Wood, Jamie L.,D1493A
 Woods, Ian, Z6213C
 Wooten, M. I., D238
 Worley, M. I., D87
 Woycicki, R., C14
 Wright, R. L., E8028A
 Yu, Miao, Z6252C
 Yuan, A. E.,Y3134B
 Yuan, David,P2043A
 Yuan, X., Z555, D1228C
 Yue, Y., Z6077B
 Yusi, E., M5081C

Z

Zada, D., Z6181A
 Zaepfel, Ben,D1373A
 Zahreddine Fahs, H.,
W4124A
 Zaila, Cassandra Ernestine,
 C31

Wright, Victoria,Z6251B
 Wu, Chang-Yi, Z6129C
 Wu, J.,Z6269B
 Wu, Jen-Leih,Z6074B
 Wu, Qinfeng,D174
 Wu, Roland S., Z6090C
 Wu, Y., Z572, Z6115A
 Wunderlich, Z., D1243C
 Wykoff, D. D., Y3189C

X

Xie, Gengqiang,D1102C
 Xie, Jing, D1232A
 Xie, LiQin,M5031A
 Xie, S.,M5079A
 Xie, Y., Z573
 Xing, X.,Z6091A
 Xu, Jiajie, D89
 Xu, Linhe,D1419B
 Xu, P., Z6075C
 Xu, Qianghua, Z6101B

Y

Yabe, T.,Z6076A
 Yacobi-Sharon, K., D1065B
 Yamakawa, T., D1044B
 Yamamoto, Akihiko, ...D117
 Yamamoto, M., D1109A
 Yamamoto, S.,D1268A
 Yan, Y., C19
 Yanai, I.,W418
 Yang, Bing, W4005B
 Yang, Ching-Po, D240
 Yang, H., P2111C, Z6092B
 Yang, Hairu,D1237C
 Yang, Haiwang, D1405C
 Yang, Huan,D1370A
 Yang, L.,D176
 Yang, Lu, D98
 Yang, Ran,D1525C
 Yang, Rong-Cai, P2112A
 Yang, S., D90
 Yang, Shu,Y3046A
 Yang, X., W438
 Yang, Xue, D1371B
 Yang, Y.,M5080B
 Yang, Y. S., Y3024C
 Yang, Zhe, W4188B
 Yankulov, K., Y3102C

Zaki, S. A.,D1286A
 Zamurrad, S.,D1381C
 Zanin, E.,W4039C
 Zappulla, David C., Y3082A
 Zein-Sabatto, H., . W4181A
 Zeng, Chih-Wei,Z6017B
 Zerucha, Ted,Z6116B
 Zhang, B.,Z6096C
 Zhang, C.,D207, Y3026B
 Zhang, G.,D169, P2113B
 Zhang, Guoxin, Z6093C
 Zhang, Jing-pu,Z6182B
 Zhang, L., C17, C7002B
 Zhang, Lina, D1098B
 Zhang, M.,D1458B, M5082A

Zhang, Nan,..... W4189C
Zhang, Q.,.....Z6214A
Zhang, T., D1374B
Zhang, W.,..... Z6078C
Zhang, X., Y3123C
Zhang, Y., ... D103, D1014B
Zhang, Zhenguo,D216
Zhao, Li,..... P317, P2073A
Zhao, M.,Z6187A
Zhao, P.,..... W4057C
Zhao, T., P2155B
Zhao, X.,. Z6253A, C7017B
Zheng, H.,.....D1111C
Zheng, Y.,D136
Zhong, Q.,.....Y487
Zhou, C.,.....M5083B
Zhou, H.,..... D1191B
Zhou, J.,.....D158
Zhou, Q.,..... P2074B
Zhou, S.,..... Y3035B
Zhu, Alan J., D1499A
Zhu, J., D1440B
Zhu, Y., M5033C
Zies, D., E8029B
Zimmerman, Sandra G.
..... D1205A
Zimmerman, Stephanie
, Y3154A
Zinovyeva, A. Y.,. W4158B
Zinshteyn, Daniel,. D1488B
Zinzen, Robert P.,D192
Zitser, David, Z6132C
Zon, L. I., J1
Zong, Hui, M302
Zou, S., Y3190A
Zraly, C. B.,..... D1500B

FLYBASE GENETIC INDEX TO ABSTRACTS

This is an index of genes mentioned in the abstracts. The current FlyBase-approved gene symbol is given in each case; non-current symbol synonyms or full names used in the abstracts are not indexed.

The index was prepared computationally based solely on the FBgn & gene symbol information provided by authors during abstract submission. FlyBase has performed a cross-check between the FBgn and gene symbol provided to ensure the intended gene is indexed. FlyBase is not responsible for any omissions from the index where authors did not provide information, nor for any incorrect indexing where genes stated to feature in an abstract do not actually appear. Indexed terms are in bold. Numbers following each term refer to abstract program numbers: 250 and below are oral presentations and 1000 and above are poster presentations..

A2bp1 D171	bab1 D95	CASK D1187A
Abd-B D130	bab2 D95	cav D1504C
Abl D1247A	babo D177	CCHa2 D1132C
Acn D1112A D1146B D1335B	Cdk5 D1364A
Acs1 D204	ball D1481A	Cdk5α D1364A
Act57B D1151A	bam D1430A	Ced-12 D110
..... D1342C	ban D1366C	CG11221 D1277A
Act79B D1342C	bcd D126	CG11340 D1096C
Actβ D1156C D1414C D1468C	CG11377 D1055A
..... D1335B	BEAF-32 D1491B	CG15930 D1190A
Ada2b D220 D1493A	CG2025 D210
Adh D217	bel D1507C	CG2982 D209
AGBE D1134B	BicC D1383B	CG5210 D1205A
AGO1 D1061A	bif D1051C	CG6422 D1514A
AGO2 D1485B	Blm D1070A	CG7033 D1193A
..... D1501C D1138C D1325A	CG7130 D1140B
Akh D1132C	blw D1120C D1460A
..... D1335B	bmm D1124A	CG7818 D1514A
AkhR D1135C D1153C	CG8331 D204
..... D1335B	βNACTes6 D1452B	CG8878 D1481A
Akt1 D102	bnl D1140B D1460A	CG9336 D139
..... D1124A D1157A	br D185 D1469A D1193A
Alk D152 D1454A	brp D1316A	CG9338 D139
amn D1276C	Bsg25D D1010A	CG9723 D1502A
amx D1043A	bsk D110 D206	Chd1 D1482B
Antp D228 D1440B D1047B D1103A	CHES-1-like D1196A
aop D128 D1131B D1330C D1197B
ap D95 D1475A	Btk29A D1020B	ci D221
Arf51F D1056B	bwa D1458B	cic D1046A
Arf79F D1087C	bwk D1205A	Cka D135
Asap D1087C	C3G D1049A	Clamp D1471C
asp D137	cact D1439A	CIC-b D202
Atpa D1303C	cad D1498C	CIC-c D202
Atxn7 D220	CAH2 D1169A	Clic D1012C
Axn D171	caix D1169A	Clk D188 D1460A
B-H1 D95	Cam D137	cnn D1009C
B-H2 D95	cas D1217A D1465C	corto D214

Cp1 D1204C
crc D1242B
CrebB D188
cry D1140B
Crz D1132C
CSN1b D1046A
CSN5 D1046A
CtBP D87
CTPsyn D1101B
..... D1185B
Cul3 D1008B
cyc D188 D1460A
CycE D1074B D1366C
cysu D1141C
da D241 D1456C
dac D95
dally D93
dar1 D94
DAT D99
daw D1146B
Dcr-2 D1485B
DCTN1-p150 ... D1078C
Ddc D1268A
del D142
Diap1 D1131B D1366C
dib D106
Dif D1157A D1243C
disco D1041B
dl D1243C D1439A
dlg1 D1030C
dnc D1276C
dome D1469A
Dp D1151A D1455B
dpn D1217A
dpp D127 D129
..... D174 D1147C
..... D1224B D1352A
..... D1464B D1475A
Dpse\Ovd D118
Dr D192
Drak D179
Drice D1094A
Dronc D1330C
Drp1 D1367A
drpr D110 D213
Drs D1242B
Dsim\bam D1430A

dsx ... D1123C D1191B
..... D1281B D1418A
..... D1433A
Duox D1141C
dve D1416B D1443B
E(Pc) D1318C
E(spl)my-HLH D1217A
E(z) D148 D1498C
E2f2 D1455B
eas D1379A
EcR D106 D185
edl D128
Ef1a48D D1067A
Egfr D179 D1056B
..... D1252C
egr D87 D1056B
..... D1131B
elav D1452B
en D1464B D1467B
ena D1004A
ens D1010A
ERR D1130A
esc D148
Esp D1192C
eve D220
ey D1218B D1440B
..... D1442A
eya D124 D128
Fatp D206
fkh D241 D1003C
fl D1141C
fl(2)d D1514A
fln D186
flw D1014B
Fmr1 D213 D1485B
fog D1003C
fon D1027C
form3 D92
foxo D102 D1153C
..... D1154A
fried D1165C
frma D1192C
fru D1191B D1281B
.....
..... D1286A
ft D1053B
Fur1 D1207C
Fur2 D1207C
fwe D1050B D1103A
Gadd45 D167

Gai D1078C
garz D1004A
GATAe D1195C
gbb ... D1040A D1224B
Gcn2 D1242B
gfzf D1426C
gig D163 D1268A
gl D1444C
GLaz D206
Gli ... D1030C D1078C
glo D168
grh ... D1217A D1465C
grim .. D1131B D1236B
grnd D178
gt D1498C
Gug D1464B
H15 D1469A
hb D190 D1498C
HDAC3 D1145A
HDAC4 D1145A
hdly D1192C
HEATR2 D1165C
Hel25E D169
hep D1047B
hh ... D174 D221 D235
..... D1056B D1475A
hid D228 D1131B
..... D1236B
HipHop D1504C
Hipk D1329B
HIPP1 D1462C
hop D228 D1318C
..... D1469A
hpo ... D1074B D1112A
Hpr1 D169
Hsc70-5 D1067A
Hsp22 D1140B
..... D1460A
hts ... D1005B D1008B
htt D1369C
ldgf1 D1205A
ldgf2 D1205A
ldgf3 D1205A
ldgf4 D1205A
ldgf5 D1205A
ifc D1345C
llp2 .. D1132C D1158B
llp3 D1132C
llp5 D1132C
llp6 D1132C

llp8 ... D1029B D1103A	Mef2D1041B	Obp56b D1304A
lme4 .D1208A D1514A	Mer D1276C	Obp56c D1304A
Imp D240	mid D1469A	Obp56d D1304A
ImpL2D1156C	mip120D1455B	Obp56h D1304A
ImpL3D1125B	mirrD1469A	Opa1 D1367A
..... D1140B D1460A	Mmp1 D1159C	orb D171
ind D192	Mmp2 D106	ovo D1441C
InRD102 D235	mnb D1264C	p38a D1067A
..... D1103A D1153C	Mob4 D135	p53D111 D1068B
..... D1437B	Mocs1D1293B	para D1379A
ltp-r83A D174	MoeD1012C	parkD186 D1348C
..... D1349A	MondoD1152B D1374B
jagn D205	msn D228	PcD1494B D1496A
JHDM2D209	msopa D1429C D1498C
jubD1074B	Msp300D182	PdfD231
jumu .D1196A D1197B	msps D1249C	Pdfr D1135C
Kap-α1D1177C	mud D1078C	pdm3D119
kelD1008B	mus301D1325A	peb D1222C
kisD1497B	MybD1455B	per D155
klu D194	MycD1101B	Pfk D1479B
knD128 D228	myo D177	Phf7 D1212B
koi D182	Myo31DFD1017B	phm D1452B
Kr-h1D1153C D1022A D1413B	PhmD106
..... D1154A	N D90 D112 D185	pho D1498C
kto D100 D1041B D1043A	phu D1193A
kugD105 D1183C D1217A	Pi3K92E D1157A
l(1)BPD1198CD1252C D1275B D1228C
l(2)glD1099C D1464B D1475A	Pink1 ... D186 D1374B
l(2)tid D178	nAChRa1D1290B	pinsD1078C
Lam D182	Nc73EF D210	piwi D149
larp D103	ND-24D1053B	Pkd2 D1312C
lid D209	nej D94	ple D1268A
Liprin-αD1051C	Nep4D1158B	Pngl .D1331A D1385A
LKRSDHD1128B	nerfin-1D156	pnr D221 D1443B
lokD1068B	NetAD1262A	pnut D1436A
lola ... D1200B D1262A	Nf1 D99 D1276C	polybromo D1493A
Lsp1γD1027C	Nhe3 .D1303C D1332B	Pp1-87B D1012C
LstD1132C	nito ...D1254B D1336C	ppk29 D1271A
lysD1128B	Nlg2 D212	prg D1050B
mD1182B	noc D128	pros D1416B
M(UAS-dsh)8-3D1198C	nompC D1312C	Prosap D1268A
MadD174 D177	not D220	Prosβ5 D1008B
..... D1110B D1224B	Npc1aD1385A	Psn D1043A
..... D1469A D1475A	NPF D231 D1132C	ptcD221
mahjD1089B	nrv1 D1303C	Ptp10D D1020B
MarfD186 D1367A	nrv2 D1303C D1105C D1109A
..... D1374B	nrv3 D1303C	Ptp4E D1020B
Mbs ..D1014B D1386B	Nrx-IV D212	Ptp69D D93
Mcm10D1069C	nub D1465C	put D174 D1224B
MedD1475A	Obp56aD1304A	Pvr ...D1213C D1227B

Rab10D1086B
Rab11 ... D201 D1450C
Rab27D1155B
Rab5D1020B
Rab8D201
Rac1 D134 D1386B
RalaD201
Rap1D1103A
RapGAP1D1452B
Ras85DD1056B
..... D1057C D1330C
raw.... D1256A D1257B
Rbf.... D1226A D1455B
rcD1128B
RecQ4 D1069C
Reep1 ... D204 D1375C
Rel D94 D1243C
..... D1366C
repoD1452B
rhi D142 D169
Rho1D1386B
RhoGEF2D131
rib D1200B D1202A
rictorD1124A
rin D1051C
rkD104
Rm62D1485B
rnD95
robo1 D1108C
robo2 D1108C
robo3 D1108C
Rok... D1003C D1014B
roX1 D162 D1501C
roX2D162
RpL12D214
RpL22... D215 D1201C
RpL22-likeD215
..... D1201C
RpL8D171
rpr.... D1063C D1131B
RpS12D1107B
Rrp4D1371B
Rtnl1D204
SD1262A
salmD1416B
sas.... D1105C D1109A
scaD1275B
Scr.... D1494B D1496A
scribD1330C
sd.... D1047B D1074B
SdcD93
Sec5D201
Sema-1b D1262A
SemsD120
sens D1416B
Sep-02 D1436A
Sep-05 D1436A
SerD90
SERCAD174
Sesn D1150C
sff D1051C
sflD212
Sfp79B D1429C
sgg D94 D102
Shark D1205A
shdD106
shgD133
SIFa D1270C
SIFaR D1270C
sim D1262A
sina D1057C
sisA D1189C
skdD100
sl D1045C
sli D1108C
SlikD1012C
SlnD206
sloD188
slouD128
slp1 D1268A
SMC3 D1082A
Smn D1360C
smoD174
Smox D1146B D1156C
Snap24 D1147C
sns D1049A
so D124 D128
Sod D1113B
Sod3 D1113B
sog D1262A
solo D1082A
Sox100BD241
Sox21a D1221B
SoxN D1261C D1441C
SPD101 D120 D1192C
SPARC D1103A
spas D1377B
spen D1254B
..... D1336C D1463A
spi D1097A
spn-A D1071B
spn-E D1507C
Spn42DaD1207C
spoon D103
SPR D101 D120
..... D1192C
sqh... D89 D131 D133
..... D1003C D1014B
Src42A D1041B
..... D1205A
Src64B D1041B
SREBP D206
srl D1183C
srpD222 D1243C
ssD194 D1416B
..... D1476B
Stat92E D185
..... D1056B D1063C
..... D1318C D1469A
step D132
stg D112
Strip D135
stwl D1488B
Su(H).... D192 D1475A
su(Hw) D1174C
..... D1462C
Su(var)2-10 D1134B
Su(var)205 D144
..... D182 D1484A
Su(var)3-3 D148
Su(var)3-9 .D144 D182
Su(z)12 D148
sunn D1082A
SuUR D1503B
svp D1217A
sxc D127
Sxl..... D151 D1189C
..... D1452B
SynjD1264C
Syp D240
Syx7 D1131B
T48 D131
tai D1361A
Tak1 D1067A
Tdc2 D1292A
Tdrd3 D1485B
Tep3 D1239B
TER94 D1374B
Tet D1513C
TfIIA-S-2 D1453C

thoc5	D169	Vinc	D133
thoc7	D169	vir	D1514A
Thor	D1242B	vn	D1097A
Tig	D1027C	vnd	D192
tim	D155	Vps45	D1020B
Timp	D1250A	vtd	D1082A
tio	D1445A D1517A	w	D1182B
Tip60	D1368B	wash	D1020B
Tk	D235	wg	D1063C D1159C
tko	D1379A	D1330C D1363C
TkR99D	D235	wisp	D1523A
tkv	D174 D1224B	Wnt6	D1159C
.....	D1469A	WRNexo	D1138C
TI	D1124A D1157A	wupA	D1103A
Tik	D1067A	x16	D1123C
tll	D219	yki	D89 D1047B
Toll-6	D1452B	D1074B D1094A
Top3β	D1485B	D1112A D1330C
Tor	D1183C	D1361A D1366C
toy	D1440B D1445A	YT521-B	D1514A
.....	D1448A	zen	D1414C
TpnC4	D1466A	zfh2	D1240C
TpnC41C	D1466A	Zw	D1479B
tra	D150 D151		
.....	D1123C		
tra2	D1123C		
trbl	D1090C D1110B		
Tre1	D1286A		
Trl	D221 D1464B		
Trpm	D1312C		
trx	D1448A		
Tsc1	D163		
tsh	D1445A		
tsl	D1133A		
Tsp	D1027C		
twi	D131 D220		
TyrRS-m	D207		
Ube3a	D1316A		
upd1	D87 D1469A		
Upf1	D167		
Upf2	D167		
Usp7	D1268A		
vfl	D196 D1459C		
vg	D1440B		
VGlut	D1292A		
Vha100-1	D1303C		
Vha26	D1303C		
Vha36-1	D1303C		
VhaAC39-1	D1303C		
VhaAC45	D1303C		

WORMBASE DATABASE GENETICS INDEX TO ABSTRACTS

This is an index of genes mentioned in the abstracts. The current WormBase-approved gene symbol is given in each case; non-current symbol synonyms or full names used in the abstracts are not indexed.

The index was prepared computationally based solely on the WBgn & gene symbol information provided by authors during abstract submission. GSA is not responsible for any omissions from the index where authors did not provide information, nor for any incorrect indexing where genes stated to feature in an abstract do not actually appear.

Indexed terms are in bold. Numbers following each term refer to abstract program numbers: 462 and below are oral presentations and 4000 and above are poster presentations.

act-1 W4146B	cbr-tra-2 ... W4027C	daf-12 W423
act-4 W4146B	cct-1 W4146B W453 W4114C
aex-2 W4180C	cdc-42 W432 W4163A
agef-1 W4183C	ced-1W400	daf-15 W4025A
ain-1W457 W426 W4007A	daf-16 W423
air-2 W4017B	CED-10 ... W4092B	.. W4012C W4028A
..... W4038B	ced-10 W400 W426	. W4065B W4069C
ajm-1W440	ced-10/Rac1 W440	..W4082A W4083B
ALG-1W454	ced-12 W426 W4164B
alg-1W456	ced-2 . W400 W426	daf-19W4150C
alg-2 ..W456 W457	ced-3 W452	daf-2W4012C
alh-6W425	ced-5 W426	W4028A
arf-1.2 W4183C	ced-6 W426	..W4070A W4164B
arl-8 W4077B	ced-7 W426	daf-21 W4023B
aspm-1 ... W4032B	ced-8 W426	daf-3 W443
..... W4033C	ceh-13 W403 W4013A
ATFS-1 ... W4084C	cep-1 W4001A	daf-36 W423
atg-18 W4018C	chaf-1 W4101B W4114C
atg-7 W4018C	chd-3 W4004A	daf-5 W443
atl-1 W4002B	CIL-7 W412 W4028A
atm-1 W4002B	CL2006 ... W4068B	daf-7 W422
bec-1 W4018C	cls-2 W4033C W443 W4013A
bed-3 W4145A	cnp-2 W4015C	. W4028A W4114C
bkip-1 W4045C	col-138W4159C	. W4147C W4180C
bli-1 W4159C	col-175W4159C	daf-8W4028A
BLMP-1 ... W4145A	col-38 W4159C	dat-1 W4130A
bpl-1 W433	col-49 W4159C	..W4178A W4187A
bub-3 W430	col-63 W4159C	dbl-1 W423
C04F12.1 W454	comp-1 ... W4020B	DCDC2W4150C
cam-1W442	cpb-1 W444	dgk-1 W4154A
cat-1 W4187A	csr-1W450	dhc-1W4032B
cat-2 W4122B W4132C	disl-2 W452
..W4130A W4178A	CSR-1 W454	djr-1.1 W462
cbp-1 W4082A	ctbp-1W4051C	djr-1.2 W462
cbr-fem-1 . W4027C	cye-1 W4025A	dlg-1 W440
cbr-fem-2 . W4027C	daf-1 W4013A	dlk-1 W411
cbr-fem-3 . W4027C		
cbr-tra-1 ... W4027C		

WORMBASE GENETIC INDEX TO ABSTRACTS

dop-3..... W4130A
 W4187A
dpy-27 W4142A
drh-3..... W450
drp-1..... W4175A
dsb-2..... W4001A
dyc-1 W4165C
dys-1 W4165C
DYX1C1 ... W4150C
eat-2 W4137B
eat-2(ad1116)
 W4073A
efn-1 W4097A
efn-2 W4097A
efn-3 W4097A
efn-4 W4097A
egl-15 W442
egl-19 W4045C
egl-30 W4175A
egl-5 W4149B
EGL-5 W4089B
EGL-8 W4063C
ego-1 W450
ego-3 W4023B
ekl-1 W450
elt-2 W4144C
emb-30 W4022A
emb-9 W4095B
emr-1 W405
etr-1 W4007A
exc-2 W4172A
exc-7 W4188B
F08D12.1 .. W4146B
F20C5.3 W450
f22f4.1 W4088A
F44B9.8 W429
fax-1 W4060C
 W4164B
fbf W4022A
fbf-1 W444
fbn-1 W4096C
flp-18 W4175A
flp-21 W4175A
 W4180C
fmi-1 W4091A
fog-1 W444
fog-2 W4026B
FYVE W4044B
GAR-1..... W4063C
GAR-2..... W4063C
GAR-3..... W4063C
gar-3 W4137B
GCK-2..... W4053B
gck-3 W4154A
gip-1 W409
 W4167B
gip-2 W409
gld-1 W4026B
gld-3 W444
glod-4 W462
glp-1 .. W398 W443
 W451 W4022A
 . W4025A W4101B
GMC101... W4068B
goa-1 W4175A
gsp-1 W460
 W4017B
gsp-2 W4017B
H36L18.2 W453
hcp-4 W4039C
him-17 W4001A
him-5 W4001A
hlh-1 W4101B
hlh-2 W4059B
hlh-8 W4116B
hmp-1/alpha-
catenin W440
hmp-2 W461
hmr-1 W461
hnd-1 W4050B
hrde-1 W458
 W4160A
hsf-1 W4069C
 .. W4083B W4085A
 W4146B
hsp-16.2 .. W4085A
hsp-70 W4085A
HUM-7 W4092B
icd-2 W4061A
ifa-4 W4172A
ifc-2 W4172A
ife-1 W4025A
iff-2 W4061A
IFY-1 W4036C
ina-1 W442
 W4096C
inx-16 W4065B
 W4180C
KIAA0319 W4150C
kin-20 W4157A
klp-15..... W4033C
klp-16..... W4033C
klp-18..... W4101B
klp-4..... W4186C
klp-6..... W4186C
KLP-6..... W412
klp-7..... W4032B
lag-2..... W443
 W4059B
lep-2..... W453
lep-5..... W4163A
let-19..... W4101B
let-2..... W4095B
let-23..... W4183C
let-363..... W4025A
let-381..... W4050B
let-418..... W4003C
 W4004A
LET-60 W4053B
let-60..... W4099C
let-653..... W437
let-7..... W453
 .. W4155B W4157A
let-805 W4095B
let-92 W4106A
lgg-1 W4018C
lgg-2 W4077B
lgl-1..... W4088A
LIN-1 W4048C
 W4105C
lin-1..... W4090C
lin-10..... W4183C
lin-12..... W434
 W4059B
lin-14.. W452 W453
lin-2..... W4183C
lin-28.. W452 W453
lin-29..... W4159C
lin-3..... W4107B
LIN-31 W4048C
 W4105C
lin-31..... W4090C
lin-32..... W4102C
lin-35..... W4001A
 W4143B
lin-39..... W4048C
 W4149B
LIN-39 W4089B

WORMBASE GENETIC INDEX TO ABSTRACTS

lin-4.....W453
 ..W4155B W4157A
lin-41.....W453
 W4163A
lin-42..... W4157A
lin-45..... W4099C
lin-53..... W4049A
lin-66..... W453
lin-7..... W4183C
lmn-1 W410
LMP-1 W4044B
lov-1..... W4171C
LOV-1 W412
lrp-1 W414
lst-1..... W4022A
mab-3 W4102C
mab-5 W4102C
 W4149B
MAB-5.....W4089B
mdf-1 W430
mec-1..... W4171C
mec-4(u253)
 W4073A
mec-5..... W4171C
mec-9..... W4171C
mei-1..... W4042C
 W4167B
mei-2..... W4167B
MEK-1..... W4053B
mel-28..... W4182B
memi-1 W449
met-2 W407
 ..W4005B W4008B
MIG-15 W4053B
mig-5 W4091A
miR-237... W4155B
miR-48 W4155B
miR-84 W4155B
miro-1 W4184A
MLK-1 W4053B
mlt-2 W414
mlt-3 W414
mlt-4 W414
mpk-1 W4099C
mre-11 W4001A
mrg-1..... W4031A
mrp-4..... W4044B
MSP W4021C

myo-3..... W4106A
 W4177C
N2 W4174C
nekl-2.....W414
 W4173B
nekl-3.....W414
 ..W4070A W4173B
nhr-49 W4012C
nhr-67 W4059B
nmy-2..... W4024C
nob-1 W403
noca-1..... W409
nos-3..... W444
npr-1 W4175A
 W4180C
nrde-3 W4160A
nsy-5..... W4045C
ntl-1..... W457
odr-1 W4139A
odr-10 W4028A
 W4163A
odr-3 W436
oga-1..... W4174C
ogt-1 W4174C
ogt-2 W4174C
paa-1 W4106A
pam-1..... W4018C
 ..W4055A W4056B
par-3 .W409 W432
par-6W432
 W4088A
parg-1 W4001A
pat-2..... W4096C
pat-3..... W4096C
pax-3..... W4046A
pbo-4 W4180C
pbo-5 W4180C
pbrm-1 W4050B
pgl-1.....W450
 W4139A
pgl-3..... W4139A
pha-4..... W4012C
pkc-3.....W432
 W4088A
PKD-2 W412
pkd-2..... W4171C
PMK-1 W4053B
pop-1W403
 W4153C
pptr-1 W4106A

pptr-2 W4106A
prg-1 W458
 W4132C
PRG-1 W454
ptl-1..... W4154A
ptrn-1 W409
pup-1..... W4029B
pup-2..... W4029B
pxf-1 W4099C
pxn-2..... W4095B
pyp-1 W4085A
rab-11.....W4096C
rab-35..... W426
rab-5..... W400
 W4069C
RAB-5 W4044B
rab-7..... W4077B
RAB-7 W4044B
rap-1..... W4099C
rba-1..... W4049A
rec-1..... W4001A
RHO-1 W4092B
rib-1..... W4101B
ric-7.....W4069C
rnt-1 W4130A
rol-6 W4139A
rrn-1 W4125B
rrn-2 W4125B
rrn-3 W4125B
rsa-1..... W4106A
rsks-1 W4025A
samp-1 W4009C
sams-1 W4064A
sams-5 W4064A
SAX-3..... W4092B
sdC-2 W401
 W4142A
sdC-3 W4142A
sds-22 W429
sea-2 W453
sem-2 W4052A
sem-4 W4052A
SEP-1 W4036C
sid-1 W458
sir-2.3(ok444)
 W4073A
sir-2.4..... W4082A

WORMBASE GENETIC INDEX TO ABSTRACTS

skn-1 W425
..... W462 W4012C
. W4065B W4083B
slo-1W4045C
slo-2W4045C
slr-2 W4143B
sma-9 W434
..... W4176B
smn-1 W4070A
smrc-1 W4005B
snf-10 W4011B
snt-1 W4154A
spd-1 W4038B
spe-41 W448
spe-43 W4014B
spe-8 W4011B
spe-9 W4020B
SPON-1 W4089B
spon-1 W4095B
spr-5 W4008B
srb-12 W4175A
srb-13 W4175A
srb-16 W4175A
srb-5 W4175A
srj-54 W4163A
sup-17 W413
sur-5 W4139A
sur-6 W4106A
swip-10 W4076A
swm-1 W447
..... W4011B
swsn-1 W4050B
swsn-4 W4050B
syd-2 W4185B
syg-1 W4091A
syg-2 W4091A
sygl-1 W398
..... W4022A
sym-3 W4096C
sym-4 W4096C
syp-1 W4010A
sys-1 W403
..... W4153C
syx-7 W446
T04F8.6 W409

tax-6 W4015C
tba-1 W409
tbg-1 W409
.. W4139A W4167B
tir-1 W4047B
tip-1 W403
top-2 W445
tpxl-1 W4039C
tra-1 W4102C
trpa-1 W462
trt-1 W4087C
try-5 W447
..... W4011B
tsp-12 W413
..... W4176B
tsp-14 W413
..... W4176B
tsp-21 W4176B
ttil-11 W4042C
ttil-15 W4042C
ttil-4 W4042C
ttil-5 W4042C
ttil-9 W4042C
TWIST1 W4116B
TWIST2 W4116B
ubc-13 W4035B
ubc-16 W4035B
ubc-18 W4035B
ubc-2 W4035B
ulp-2 W461
unc-104 W4185B
..... W4186C
unc-122 W4139A
unc-129 W434
unc-130 W434
unc-15 W4177C
unc-2 W4045C
unc-22 W415
unc-3 W4149B
unc-31 W4069C
unc-40 W413
UNC-40 W4092B
unc-42 W4164B
unc-52 W4095B
unc-54 W4106A

unc-61 W4023B
unc-82 W4177C
unc-83 W410
..... W4044B
unc-84 W410
unc-89 W4106A
..... W4177C
unc-96 W4177C
unc-98 W4177C
VAB-1 W4092B
vab-1 W4097A
vab-10 W4095B
vab-19 W4095B
vab-3 W4060C
vha-20 W4096C
vit-2 W4065B
vit-3 W4146B
vpr-1 W435
..... W4181A
vps-32 W4018C
vps-34 W400
vps-41 W4077B
VSRA-1 W454
WBGene00003166
..... W4072C
WBGene00003168
..... W4072C
WBGene00003170
..... W4072C
WBGene00003272
..... W4156C
WBGene00006748
..... W4072C
wdr-23 W425
wdr-5 W407
wdr-5.1 W4083B
wee-1.3 W4007A
wht-2 W4044B
wht-7 W4044B
wve-1 W440
zim-2 W4010A
zwl-1 W4101B
zyg-1 W460
zyg-11 W449

YEAST GENETIC INDEX TO ABSTRACTS

This is an index of genes mentioned in the abstracts. The current Yeast Database-approved gene symbol is given in each case; non-current symbol synonyms or full names used in the abstracts are not indexed.

The index was prepared computationally based solely on the YBgn & gene symbol information provided by authors during abstract submission. GSA is not responsible for any omissions from the index where authors did not provide information, nor for any incorrect indexing where genes stated to feature in an abstract do not actually appear.

Indexed terms are in bold. Numbers following each term refer to abstract program numbers: 530 and below are oral presentations and 3000 and above are poster presentations.

ACC1 Y499	BUB1 Y3009C	CRM1 Y3103A
acc1 Y3012C	Bud4 Y525	CSE4 Y3096C
ACE2 Y464	CAC1 Y3102C	CSM2 Y467
ACS1 Y499	CCR4 Y474	... Y3073A Y3174C
ACT1 Y3027C	Cdc10 Y525	CSM4 Y3030C
Act1 Y3101B	Cdc11 Y525	CTF4 Y3173B
ADE4 Y484	Cdc12 Y525	cts1 Y3013A
AMA1 Y3031A	CDC13 Y3078C	CUP1-1 Y504
..... Y3033C	Cdc13 Y3082A	CUP1-2 Y504
ams1 Y3022A	cdc14 Y3002B	Cur1 Y526
any1 Y518 Y3065B	DAM1 Y3009C
APD1 Y3005B	CDC14 Y3004A	DBF4 ... Y478 Y491
Apj1 Y497	Cdc20 Y477	dcp2 Y3106A
APN1 Y3073A	CDC20 Y3033C	DFR1 Y489
APN2 Y3073A	CDC28 Y3004A	DIP5 Y472
ARG82 Y3193A	Cdc3 Y525	dis2 Y523
Arp4 Y3101B	CDC39 Y474	DIS3 Y3079A
asn1 Y3012C	cdc42 Y495	DLX5 Y3098B
asn2 Y3012C Y523 Y3034A	DNL4 Y513
Atg8 Y527	CDC5 Y520	DNM1 Y496
atp1 Y518	Cdc50 Y3054C	dpb4 Y477
atp2 Y518	CDC7 .. Y478 Y491	Drs2 Y3054C
atp3 Y518	CDH1 Y3004A	DYN1 Y522
ATX1 Y3126C	CDK8 Y496	EAF1 Y529
AZF1 Y3192C Y3085A	Ecm33 Y3054C
BAS1 Y3190A	CDS1 Y529	ECO1 Y3093C
BAS2(PHO2)	cha1 Y3006C	Epl1 Y3101B
..... Y3190A	CHL1 Y3093C	Erg2 Y3059B
BCP1 Y529	CKI1 Y3011B	Erg24 Y3059B
Bem1 Y3060C	Cla4 Y525	Erg6 Y3059B
bit61 Y3013A	CLN1 Y3004A	Esa1 Y3101B
bmh1 Y3002B	CLN2 Y3004A	Est1 Y3082A
BOI1 Y3064A Y3094A	EST1 Y476
BOI2 Y3064A	CNC1 Y496 Y3085A	EST2 Y476
BRE1 Y480	coa2 Y3038B Y3103A
..... Y3110B	cox1 Y3038B	fin1 Y3002B
Btn2 Y497 Y526	crf1 Y3013A	FIS1 Y3049A
bub1 Y3002B	Crm1 Y475	FLO1 Y464

YEAST GENETIC INDEX TO ABSTRACTS

Flo11Y3017B	Hsh155Y497	MED13Y496
FLO11Y3132C	Hsp104Y497	MED2 Y3119B
FLO8 Y464 Y526	Mex67Y475
FMS1Y3150C	HSP104Y474	MID2 Y3070A
Fpr3Y3088A Y3160A	mid2Y495
Fpr4Y3088A	Hsp42Y497	mmf1 Y3006C
fus1 Y495	hsp82 Y3183C	MPH1 Y3153C
.....Y3034A	HSP82 Y3134B	mps3 Y3053B
fus2 .Y495 Y3034A	Hsp82 Y3195C	MPS3 Y3030C
gad8Y3013A	HSP90Y474	MRE11 Y3074B
GAL11Y3119B	HTA1 Y3009C	Mrh1 Y3054C
GAP1 Y472 Y3088A	MRK1 Y3035B
Gas1Y3054C	HTB1Y480	MSH4Y491
gcd1Y3012C Y3088A	MSH5Y491
GCN5Y3096C	HTB2Y480	Msn2 ... Y466 Y470
gdb1Y3012C	HTL1Y501	Msn4Y466
gdh2Y3012C	HTZ1 Y3090C	MTG3 Y3039C
gef1 Y523	HXT1 Y3069C	MTH1Y530
Gin4 Y525	HXT6Y504Y3069C
gin4Y3106A	HXT7Y504	mtl1Y495
GIS1Y3122B	HYP2 Y3150C	MTL1 Y3066C
gis1Y3113B	ilv1 Y3006C	MTR10 Y3103A
glc7Y3002B	IME1Y493	Mtr2Y475
GLN3Y3058A	IME2Y493	Naa10 Y3023B
GPH1Y3018C	IPK1 Y3193A	Naa20 Y3023B
GSY1Y3018C	ira1Y518	Naa30 Y3023B
GSY2Y3018C	ira2Y518	Naa40 Y3023B
Hac1Y3059B	Ire1 Y3059B	Naa50 Y3023B
HAP1Y3021C	JHD2 Y3085A	NAM7Y488
HAT1Y3182B	jhd2 Y3086B	NASP Y3182B
Hda1Y3101B	KAR4Y493	NDJ1 Y3030C
hem1Y3006C	kar5Y495	NDT80 Y3035B
HHF1Y3088A	KCS1 Y3193A	NET1 Y3093C
HHO1Y3090C	kel1 Y3034A	NPL6Y501
HHT1 Y480	kel2 Y3034A	Npr2 Y3003C
..... Y3088A	KOG1 Y3068B	NRG1 Y3109A
HHT2 Y480	KSP1 Y3068B	NUM1Y522
HIF1Y3182B	KSS1 Y3193A	NUT1Y3119B
HKR1Y3061A	LAG1 Y3001A	oma1 Y3038B
HLTF Y486	LAS17Y485	OPI1 Y3136A
hmf1Y3006C	LDB7Y501	orb6Y523
HMO1Y3109A	LIF1Y513	... Y3071B Y3175A
HOY3092B	Los1Y475	OSH4Y529
..... Y3094A	LSM1Y473	PAF1 Y480 Y3115A
HOF1; CYK2	MAG1 Y3073A	PAT1Y473
.....Y3177C	mat1 switching	PBP1 Y3068B
hog1Y3065B Y3098B	PDC2 Y3112A
HSC82Y3134B	MCD1 Y3047B Y3189C
hsc82Y3183C	MEC1 Y3080B	pde1 Y3190A
	MED1 Y3119B	pde2 Y3065B

PDS5..... Y3093C
pfk1/pfk2 .. Y3012C
PGD1 Y3119B
pgk1..... Y3106A
PGM2..... Y3018C
PHD1 Y509
PHO13 Y3159C
PHO3 Y3189C
PHO4 Y3016A
PHO5 Y3189C
PHO80 Y3016A
PHO85 Y3016A
PKC1 Y3070A
Pma1 Y3050B
..... Y3054C
POL1..... Y3080B
..... Y3173B
POL30..... Y3093C
... Y3095B Y3102C
POL30 (PCNA)
..... Y486
POM152... Y3030C
POP1 Y476
POP2 Y474
pop3 Y3013A
POP6 Y476
POP7 Y476
PPN1..... Y3016A
PRE4..... Y3148A
PRP24..... Y3110B
Prs1 Y3121A
Prs2 Y3121A
Prs3 Y3121A
Prs4 Y3121A
Prs5 Y3121A
PSY3..... Y467
... Y3073A Y3174C
ptp1 Y3057C
RAD1 Y3153C
rad24 Y3071B
RAD5..... Y486
RAD51 Y467
... Y3073A Y3081C
RAD53 Y498
..... Y3008B
RAD6 Y480
Rap1 Y3082A
RCO1..... Y3083B
Rcy1 Y3054C
REV3..... Y3174C
REV7..... Y3174C
RFA2 Y3008B
RGT1..... Y3069C
rgt2 Y3057C
RGT2..... Y530
..... Y3069C
Rif1 Y3082A
Rif2 Y3082A
rim15..... Y518
RIM4..... Y493
RLF2 Y3089B
..... Y3095B
rif2 Y3091A
RLM1Y474 Y3120C
RME1 Y3184A
Rnr2..... Y3195C
RNR3 Y3143B
Rnr4 Y3195C
ROX3 Y464
RPD3..... Y3083B
RPL40A ... Y3070A
RPO21 Y482
rpo21 Y3117C
RRM3 Y3095B
..... Y3102C
rrm3 Y3091A
RSC1..... Y501
RSC2..... Y501
RSC30..... Y501
rsp5..... Y3051C
RTF1 Y480
RTS1 Y3009C
..... Y3096C
Rts1 Y525
RTT102 Y501
RTT105 Y3036C
rvs161..... Y495
..... Y3034A
SAF1 Y3120C
SCC2..... Y478
..... Y3047B
SCC4..... Y478
SCS2..... Y522
SCS22..... Y522
SEC14..... Y529
SET1 Y3085A
Set6..... Y3097A
sfl1 Y3172A
sfl2 Y3172A
SGO1 Y3009C
SGS1..... Y3153C
Shs1..... Y525
SHU1..... Y467
... Y3073A Y3174C
SHU2..... Y467
... Y3073A Y3174C
shy1 Y3038B
sin1 Y3013A
Sip5..... Y526
SIR1 Y3089B
Sir2..... Y3100A
SIR2 Y3027C
... Y3087C Y3092B
Sir4..... Y3082A
SIS1..... Y3160A
skn7 Y3172A
SKO1..... Y3109A
SLT2..... Y496
..... Y3120C
SLX5 Y3052A
SLX8 Y3052A
SMK1 Y3033C
SMP1..... Y474
SMT3..... Y3052A
Snf1..... Y526
SNF1..... Y496
..... Y3193A
snf1..... Y3106A
SNF3 Y3069C
Snq2..... Y3111C
Snx4..... Y527
Snx41..... Y527
Snx42..... Y527
SNZ1 Y3010A
SOH1..... Y3119B
SOK2..... Y509
SOL4..... Y3159C
SPC110.... Y3028A
SPC42..... Y3028A
**Split hand/-
foot malformation**
..... Y3098B
SPO77.... Y3031A
SPS1 Y3031A
SRB2..... Y3119B
SRB5..... Y3119B
SRM1 Y3068B
Ssa1 Y3195C
SSA1..... Y474
SSD1..... Y3160A

YEAST GENETIC INDEX TO ABSTRACTS

SSL2..... Y482
SSM4.....Y3030C
SSN2.....Y3042C
SSN3.....Y3042C
SSN6.....Y3109A
SSN8.....Y3042C
SSP1.....Y3031A
SSP2.....Y3033C
STB1.....Y3004A
STD1..... Y530
Std1..... Y526
STE11.....Y3193A
STE12..... Y490
..... Y493 Y3154A
ste20.....Y3013A
..... Y3106A
STE20.....Y3068B
STE5.....Y3154A
STE7.....Y3154A
..... Y3193A
sts5.....Y3071B
SUA7..... Y482
SUL1.....Y3118A
SUP35.....Y3027C
.....Y3045C
Sur7.....Y3054C
SUT1.....Y3109A
Swa2.....Y3054C
Swc4.....Y3101B
TAR1..... Y504
tco89.....Y3013A
tea4/wsh3..... Y523
TEL1..... Y513
TFG2..... Y482
THI2.....Y3112A
..... Y3189C
THI3.....Y3112A
.....Y3189C
TKL2.....Y3159C
TLC1..... Y476
.. Y3082A Y3103A
TOR1..... Y472
.. Y3058A Y3067A
tor1.....Y3013A
TOR2.....Y3067A
tor2.....Y3013A
Tpk1..... Y466
tpk1.....Y3190A
tpk2.....Y3190A
Tpk2..... Y466
tpk3..... Y3190A
TPN1..... Y3010A
tra1..... Y3108C
Tra1..... Y3101B
tsa1..... Y3012C
Tsl1..... Y466
TUP1.....Y464
..... Y3109A
TY1..... Y3119B
UBC7..... Y3030C
UBI4..... Y3052A
UBP10..... Y3110B
UBP3..... Y3138C
UBP8..... Y3110B
UPF3.....Y488
URA3..... Y3047B
ura7..... Y3012C
ura8..... Y3012C
URM1..... Y3067A
VAM10..... Y3045C
Vhs1..... Y526
VIP1..... Y3193A
Vps1..... Y527
Vps17..... Y527
Vps26..... Y527
Vps29..... Y527
Vps35..... Y527
Vps5..... Y527
VPS5..... Y3045C
VTC1..... Y3016A
VTC2..... Y3016A
VTC4..... Y3016A
VTS1..... Y474
whi2..... Y518
WHI5..... Y3004A
wsc1..... Y495
WSC1..... Y3070A
wsc2..... Y495
wsc3..... Y495
XBP1..... Y510
xrn1..... Y3106A
XRN1..... Y498
yak1..... Y3190A
YCK1..... Y530
..... Y3069C
YCK2..... Y530
..... Y3069C
YJRW-Ty1-2.. Y504
Yku70..... Y3082A
YKU70.....Y513
..... Y3103A
Yku80..... Y3082A
YKU80.....Y513
YOR1.....Y488
YOX1.....Y473
Yrr1..... Y3111C
ZWF1..... Y3159C

This is an index of genes mentioned in the abstracts. The current ZFIN-approved gene symbol is given in each case; non-current symbol synonyms or full names used in the abstracts are not indexed.

The index was prepared computationally based solely on the ZFIN gene symbol information provided by authors during abstract submission. GSA is not responsible for any omissions from the index where authors did not provide information, nor for any incorrect indexing where genes stated to feature in an abstract do not actually appear.

Indexed terms are in bold. Numbers following each term refer to abstract program numbers: 660 and below are oral presentations and 6000 and above are poster presentations.

abcc6a Z6177C	atg5Z536	cdh1 Z637
abhd4 Z6234C	atp6v0ca ... Z6141C Z6062B
acanbZ614	bax Z6170B	Cdh1 Z652
acta2 Z6114C	bbs1 Z6176B Z6060C
actr10 Z650	bbs10 Z6175A	cdh2Z6237C
..... Z6225C	bbs4 Z6013A	Cdh2Z6060C
acvr1baZ592 Z6176B	cdh23 Z548
..... Z6048C	BCL6a Z6097A	cdk5 Z6082A
acvr1lZ6164B	becn1Z536	cdx4 Z6023B
adck4Z6142A	bmp Z6114C	celsr3 Z6247A
adgra2 Z648	bmp1aZ593	cep290 Z618
adgra3Z6064A	bmp2bZ535 Z6013A
adgrg1 Z6219C Z6068B	cers2b Z606
agrZ619	bmp3 Z6073A	CFP Z6032B
agrp Z6240C	bmp4 Z6274A	chd Z593
agrp2 Z6240C	bnip1 Z6170B	chd8 Z6113B
ahr2 Z6084C	brca2Z6008B Z6194B
alx1Z6038B	... Z6149B Z6180C	cloZ6261C
ambra1a ... Z6051C	brd1bZ532	cnr1Z6234C
ambra1b ... Z6051C	bsx Z6240C	cnr2Z6234C
amhZ544	btr01 Z6159C	cnrip1aZ6234C
..... Z6103A	bucZ543	cnrip1bZ6234C
and1Z586	c/ebpβ/cebpb	cntn2Z6223A
and2Z586Z6139A	cntnap2a Z640
angptl4Z608	cacna2d3Z576	cntnap2b Z640
ano5aZ582	camk2g2 ... Z6159C	col22a1 Z581
anxa5bZ6196A	camta1a ... Z6217A	col4a1 Z580
ap2s1 Z576	cart1 Z6213C	coq6 Z6142A
apcZ6244A	cart2 Z6213C	crb2a Z654
apoa1a Z639	cart3 Z6213C	crh Z553
apoa1b Z639	cart4 Z6213C	crtc3Z6159C
apobaZ639	Cas9 Z6032B	ctbp2a Z6196A
.....6127A	casq1aZ582	ctbp2l Z6196A
apobb.1 Z639	CaSRZ551	ctnnb2 Z656
.....Z6127A	cc2d2aZ618	cx34.1 Z616
apobb.2Z639	ccnb1 Z6059B	cx35a Z616
aqp3aZ613		

cx35b Z616
cx43 Z614
 Z6145A
cxcl12b..... Z580
cxcr4a Z6119B
cxcr4b Z6239B
cyp19a1a..... Z544
cyp1a Z6084C
dagla Z6234C
daglb Z6234C
dand5 Z6058A
dbh Z6003C
dbx1b Z6239B
dcaf7 Z6110B
 Z6274A
ddx10 Z6143B
ddx4 Z543
dhcr7 Z6151A
dlc1 Z6122B
dnah2 Z6169A
dnajb6b Z582
dpp6a Z6162C
dpp6b Z6162C
drp1 Z650
dscaml1 Z547
 Z6212B
dync2h1 Z618
dync2li1 ... Z6169A
dyrk1aa Z6028A
 ... Z6110B Z6194B
dyrk1ab Z6110B
 Z6194B
dyrk1b Z6110B
edn1 Z6274A
efnb2b..... Z6052A
EGFP Z595
egfra Z6197B
elovl1a..... Z611
elovl1b Z611
EosFP..... Z6032B
ephb4b Z6052A
ercc4 Z6149B
erg Z6166A
ERT Z6032B
ERT2 Z6078C
esco2 Z6145A
etv1 Z6166A
etv2 .Z643 Z6025A
etv4 .Z544 Z6166A
Evx1 Z6231C

Evx2 Z6231C
ewsr1a..... Z6166A
extl3 Z623
faah Z6234C
fabp10a Z595
fanc Z6149B
fanca Z6149B
fancb Z6149B
fance Z6180C
fanci Z6149B
fanci Z6149B
 Z6180C
fancm Z6149B
fat1b Z545
fer116 Z6183C
fev Z6166A
fezf2 Z572
fgf10a Z617
fgf24 Z544
 Z6034A
fgf3 Z617
fgf8a Z6078C
 Z6239B
fgfr1 Z536
fgfr1a Z617
fgfr2 Z617
fli1a Z6166A
flk1 Z6129C
flt1 Z580
flt4 Z6119B
 Z6121A
fn1 Z6049A
fn1b Z6049A
foxa2 Z6222C
foxc1a..... Z6077B
 Z6120C
foxc1b Z6120C
foxd3 ... Z546 Z570
foxf1 Z6173B
foxf1a Z656
fscn1a..... Z6072C
fshb Z6103A
fsta Z6045C
fzd3a..... Z6188B
 Z6247A
Fzd7a..... Z652
fzd9b Z612
Gal4FF..... Z6032B
GAL4FF Z6078C
galn Z575

gan Z6156C
gata1 Z6129C
gata1a..... Z643
gata2a..... Z6117C
gata4..... Z544
gbf1 Z6015C
gbx1 Z6037A
gcga..... Z6100A
gdf3 Z6058A
gdf6a ...Z633 Z644
gdf6b Z633
gigaxonin . Z6156C
nggt1 Z6240C
Gpc4 Z6060C
grem2 Z6274A
grhl3 Z635
grin2ba Z6194B
grin2bb Z6194B
gsc Z6227B
gsdf Z6106A
gyg1a Z582
hand2..... Z6034A
hapln1a..... Z614
hdac1 Z559
hey1 Z6274A
hh Z6232A
hip14..... Z576
hnf4a Z608
hnrnpaba.. Z6056B
hoxb5b Z6245B
hrh1 Z6189C
hsd17b4... Z6137B
htr1aa Z551
htr1ab Z551
id3..... Z6103A
ift172 Z6013A
ift88..Z618 Z6013A
igf1ra Z638
igf3..... Z6103A
ihha..... Z605
il15ra..... Z6136A
il1b Z6261C
il2rb Z6136A
il2rga Z6136A
ing4..... Z532
inha..... Z6103A
inpp5e..... Z655
ins..... Z6100A
insl3..... Z6103A
irbp Z6240C

irf6 Z635
irf8 Z638
irs2a Z6159C
isl1 Z609
itga1 Z6049A
ltga6 Z6126C
ITGA6 Z6010A
itgav Z6049A
itgb1 Z6049A
itgb3 Z6049A
itgb8 Z6218B
jade3 Z532
jag1b Z6274A
jak3 Z626
jun Z6097A
kat7 Z532
kcnh6a Z660
kctd12.1 ... Z6240C
kctd15a ... Z6199A
kctd15b ... Z6199A
kdm1a Z643
kdr ... Z595 Z6121A
kdr1 Z6121A
khk Z6138C
kiaa0753 ... Z6146B
kif5b Z651
klf17 Z635
klf4 Z635
kras Z595
kRASG12D ... Z628
kremen1 Z545
krt 5 Z6165C
lamb1a Z605
lef1 Z545 Z573
..... Z612
Leg1 Z610
lepb Z531
lgr6 Z600
lhfp15a Z548
..... Z6201C
lhx1a Z612
lmo4a Z6117C
lrp4 Z619
ltk Z570
mab21l2 ... Z6154A
macf1a Z649
mapk1 Z536
mapk8b ... Z6247A
marcksa ... Z6068B
marcksb ... Z6068B
marcksl1a Z6068B
marcksl1b Z6068B
mbnl1 Z6158B
mbnl2 Z6158B
mbnl3 Z6158B
mbpa Z6181A
mCherry Z595
mecp2 Z624
med12 Z6244A
meis2a Z6116B
meis3 Z6245B
MEK/ERK .. Z6150C
mgll Z6234C
mib Z6253A
miR26a ... Z6114C
mitfa ... Z567 Z570
..... Z587 Z595
..... Z6011B
mkks Z6175A
mks1 Z618
mmp13a ... Z6238A
mmp9 Z6254B
mpp5a Z654
mpv17 Z595
mpz Z6236B
mrc Z548
mTORC1 ... Z6150C
mtp Z6127A
musk Z619
myd88 Z627
myh6 Z561
myl7 Z6012C
myo1D Z541
myom1a ... Z6187A
myom1b ... Z6187A
myom2 Z6095B
napbb Z6170B
ncam2 Z6159C
ndr1 Z6036C
neo1a Z653
neurog1 ... Z6227B
nf1a Z6003C
nf1b Z6003C
nfe2l2a Z6140B
nid2a Z6153C
nkd1 Z603
nmhc-b ... Z6114C
notch Z6129C
nr3c1 Z553
nrp1a Z6218B
..... Z6263B
nrp1b Z6263B
nrp2 Z6169A
nrp2a Z6263B
nrp2b Z6263B
NTRK2b ... Z6203B
olig2 Z631
opn4a Z577
otofa Z6196A
otofb Z6196A
otpa Z577
otx2 Z6037A
otx5 Z6240C
pf1 Z546
pank2 Z6178A
pappaa Z576
..... Z620
par-3 Z6253A
par2 Z6189C
parla Z6161B
parlb Z6161B
pax2a Z546 Z6227B
Pax2a Z6231C
Pax2b Z6231C
Pax8 Z6231C
pbx2 Z579
pbx4 Z579
pcdh15a Z548
..... Z6201C
Pcdh18a Z652
Pcmt Z6243C
Pcmtl Z6243C
pcxa Z584
pdgfaa Z556
pdgfb Z6263B
pdgfra Z556
pdgfrb Z6114C
per1b Z6139A
..... Z6211A
per2 Z6211A
period2 Z553
pgk1 Z604
phf6 Z6005B
PI3K Z6150C
pink1 Z6148A
..... Z6161B
pla2g6 Z6148A
plod2 Z6155B
pozga Z6194B

pogzb Z6194B
pola2 Z596
 Z6004A
pomc Z553
ppp1r12a..... Z654
ppp3r1a..... Z6070A
ppp3r1b..... Z6070A
prdx1 Z6129C
prg4b..... Z589
prkdc..... Z626
prok2..... Z575
prokr1b Z575
prox1 Z6119B
prox1a..... Z6096C
ptch2 ... Z602 Z605
ptger4a..... Z6047B
ptger4b..... Z6047B
ptgs1 Z6047B
ptgs2a Z6047B
ptk7 .Z636 Z6247A
pvalb3 Z6196A
Rab5c Z6060C
racgap1 Z6062B
rad2111 Z6102C
RAD51 Z6014B
rag2 Z626
rcor..... Z6233B
reck .Z648 Z6128B
rerea..... Z622
rest ..Z566 Z6232A
 Z6233B
rev-erba..... Z553
rev-erba ... Z6211A
rev-erba/nr1d1
 Z6139A
rftng..... Z654
rfx4 Z6222C
rgma Z653
rheb..... Z6150C
ripk3 Z638
robo2..... Z623
rora..... Z553
rspo1 Z6105C
runx1 Z646
runx2 Z605
RUNX2..... Z6260B
runx2a..... Z6185B
runx2b..... Z6185B
ryr..... Z6067A
ryr1a Z6026B
 Z6063C
ryr1b Z582
 ... Z6026B Z6063C
ryr2a Z6026B
ryr2b..... Z6026B
ryr3 Z6026B
 Z6063C
s100s..... Z6196A
s1pr1 Z6090C
s1pr2 Z606
scn1lab..... Z6194B
scrib Z6064A
 Z6247A
sdca4..... Z6271A
sema3d..... Z614
sema3fa..... Z6224B
sema3fb ..Z6224B
seph Z625
sf3b1 Z565
shank3a..... Z6160A
shank3b ...Z6160A
shh Z6067A
shha Z605
 Z6245B
si:ch73-
388k15.2-001 .Z616
SIX homeobox 7 ...
 Z6220A
six3b..... Z6230B
slc17a8 Z6196A
slc1a1 Z6099C
slc1a2a Z6099C
slc1a2b..... Z6099C
slc1a3a..... Z6099C
slc1a3b..... Z6099C
slc1a6 Z6099C
slc1a7a..... Z6099C
slc1a7b..... Z6099C
slc1a8a Z6099C
slc1a9 Z6099C
slc24a5 Z660
slx4 Z6149B
smad1..... Z6114C
smad2..... Z6072C
smarcc1a ..Z6175A
smc3..... Z6145A
smo Z605
 Z6067A
sms..... Z6153C
smyd1a..... Z6065B
smyd1b..... Z6065B
Snail1b Z6055A
snap25a..... Z566
snap25b..... Z566
snx14 Z6148A
southpaw Z622
sox10 ..Z546 Z570
 Z631
sox2..... Z6050B
sox2ot..... Z6086B
sox9a Z6185B
sox9b..... Z6185B
sp5..... Z6053B
sp5l..... Z6053B
Sp7 Z6260B
sp7..... Z591 Z605
 Z6186C
spaw Z6058A
sphk2..... Z606
spin..... Z6098B
spin-1..... Z6098B
spns1..... Z6098B
 .. Z6140B Z6141C
spo11..... Z6014B
 Z6102C
sqstm1..... Z6140B
sqt..... Z6072C
stard9 Z6169A
SYCP1 Z6014B
SYCP3 Z6014B
syne1b..... Z6153C
szl Z593
T-box 2b .. Z6220A
t2a..... Z6032B
ta..... Z660 Z6091A
tb..... Z6091A
tbr1a Z6194B
tbr1b Z6194B
tbx20..... Z6061A
tbx5a Z6024C
 Z6034A
tbx5b Z6024C
tcf12..... Z588
tcf21..... Z562
terf1 Z6232A
terf2 Z6232A
tert Z6232A
tet2..... Z568
tet3..... Z568

tfap2a ..Z546 Z567
tfecZ570 Z587
tgZ6266B
tgfaZ6197B
tgfb1Z6274A
tgfb1bZ6263B
tgif1Z6230B
tinagl1Z656
tjp1bZ616
tl1Z593
tlr7 Z6189C
tmc1Z548
tmc2aZ548
tmc2bZ548 Z6201C
tmem33Z599
tmie. Z548 Z6201C
top3bZ6208A
tp53.....Z625 Z628
 ... Z6102C Z6140B
 ... Z6166A Z6232A
tpb2 Z6240C
traf3ipZ618
triZ6049A
trpv4Z599
twist1aZ588
twist1bZ588

tyr Z6091A
ube2t Z6149B
unc119.1 ... Z6041B
unc119.2 ... Z6041B
unc119a... Z6041B
unc119b... Z6041B
vangl2.....Z6049A
 Z6064A
 ... Z6223A Z6247A
vdra.....Z6045C
vdrbZ6045C
VEGF-C.....Z6150C
vegfaa.....Z6121A
vegfc.....Z6121A
VEGFR3/flt4.....
Z6150C
vsx2Z568
wdr35.....Z618
wls Z6239B
wnt Z6232A
wnt1Z654
wnt3Z6222C
wnt3aZ6050B
Wnt4aZ6105C
wnt5b.....Z6071B
wnt8a Z6037A

wnt9b Z612
wwtr1 Z654
zbtb24 Z6111C
zcchc11..... Z564
zcchc6 Z564
ZDB-GENE-
001205-1 ... Z6242B
ZDB-GENE-
050518-1 ... Z6174C
ZDB-GENE-
060929-1150
 Z6035B
ZDB-GENE-
071009-5 ... Z6174C
ZDB-GENE-
081105-117 Z6035B
ZDB-GENE-
100819-3 Z621
zgc:154061 Z6116B
zgc:194261 ... Z616
zic1 Z654
zic2a Z6038B
 Z6222C
zic2b Z6038B
zic4 Z654
znf143b Z6109A



Thank you to the Past Presidents for their service to GSA – 1932 – 2015

- | | | |
|-----------------------------------|---------------------------------|--------------------------------------|
| 2015 Jasper Rine | 1987 Elizabeth Jones | 1959 Karl Sax |
| 2014 Vicki Chandler | 1986 Dan L. Lindsley | 1958 Clarence P. Oliver |
| 2013 Michael Lynch | 1985 Ira Herskowitz | 1957 Royal Brink |
| 2012 Philip Hieter | 1984 Robert W. Allard | 1956 Ralph E. Cleland |
| 2011 Paul W. Sternberg | 1983 Mary-Lou Pardue | 1955 Paul C. Mangelndorf |
| 2010 R. Scott Hawley | 1982 Hampton Carson | 1954 John T. Patterson |
| 2009 Fred Winston | 1981 Burke H. Judd | 1953 Roy E. Clausen |
| 2008 Gertrude
Schüpbach | 1980 William K. Baker | 1952 John W. Gowen |
| 2007 Allan Spradling | 1979 Ernest Sears | 1951 Malcolm R. Irwin |
| 2006 Barry S. Ganetzky | 1978 Margery Shaw | 1950 Curt Stern |
| 2005 Terry Orr-Weaver | 1977 David D. Perkins | 1949 Tracy M. Sonneborn |
| 2004 Mark Johnston | 1976 Elizabeth Russell | 1948 Laurence H. Snyder |
| 2003 Cynthia Kenyon | 1975 Oliver Smithies | 1947 Herman J. Muller |
| 2002 Thomas D. Petes | 1974 Bruce Wallace | 1946 George W. Beadle |
| 2001 Marian B. Carlson | 1973 Melvin M. Green | 1945 Barbara McClintock |
| 2000 Judith E. Kimble | 1972 Rollin D. Hotchkiss | 1944 Alfred H. Sturtevant |
| 1999 Elliot Meyerowitz | 1971 Robert P. Wagner | 1943 Marcus M. Rhoades |
| 1998 Thomas Kaufman | 1970 Norman Giles Jr. | 1942 Ernest W. Lindstrom |
| 1997 David Botstein | 1969 Charles Yanofsky | 1941 Theodosius
Dobzhansky |
| 1996 Rochelle Esposito | 1968 Herschel Roman | 1940 Leon J. Cole |
| 1995 Howard R. Horvitz | 1967 Edward B. Lewis | 1939 Milislav Demerec |
| 1994 Bruce S. Baker | 1966 Ernst W. Caspari | 1938 Lewis Stadler |
| 1993 Armin D. Kaiser | 1965 William L. Russell | 1937 Edward M. East |
| 1992 John C. Lucchesi | 1964 Sterling Emerson | 1936 Phineas W. Whiting |
| 1991 Leland H. Hartwell | 1963 Jack Schulz | 1935 Donald F. Jones |
| 1990 Robert Metzzenberg | 1962 Ray D. Owen | 1934 Sewall Wright |
| 1989 Daniel L. Hartl | 1961 BerwindKaufmann | 1933 Rollins A. Emerson |
| 1988 Gerald R. Fink | 1960 James F. Crow | 1932 Leslie C. Dunn |

GENETICS

G3
Genes | Genomes | Genetics

Visit the Genetics Society of America at

GSA Central

Learn about GSA membership, the society's journals GENETICS and G3: Genes|Genomes|Genetics, as well as our educational programs, career resources, policy initiatives and advocacy activities.



Visit to receive a gift from GSA and enter daily prize drawings

TAGC EXHIBIT HALL BOOTH #531 JULY 13–JULY 16, 2016

FOLLOW THE CONVERSATION



#TAGC16

GENETICS



G3
Genes | Genomes | Genetics

Seattle Children's Research Institute is one of the nation's top five pediatric biomedical research centers and it continues to grow.

As a member of the dynamic scientific community in Seattle, the institute pursues studies that span basic, clinical, translational and community disciplines in areas including genetics, developmental biology, neuroscience, immunotherapy, global health and epidemiology.



Visit www.seattlechildrens.org/science to learn more.



Seattle Children's[®]
HOSPITAL • RESEARCH • FOUNDATION

Research Institute



Leading Edge Genomic Services & Solutions

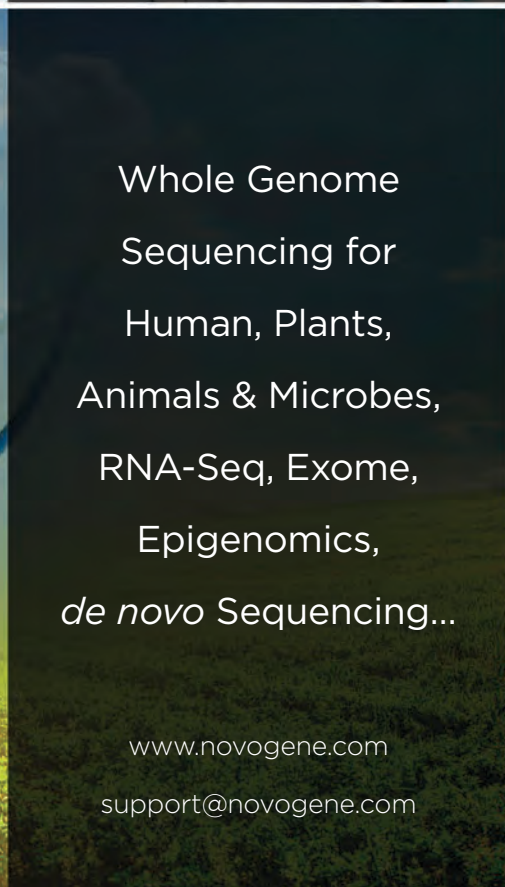
NGS & Bioinformatics Analysis Services



HiSeq X Ten
4000 & 2500



World's Largest
Sequencing Capacities
Accurate, Affordable, Fast



Whole Genome
Sequencing for
Human, Plants,
Animals & Microbes,
RNA-Seq, Exome,
Epigenomics,
de novo Sequencing...

www.novogene.com

support@novogene.com

Students and Postdocs: Why join?



Awards



DeLill Nasser Award for Professional Development in Genetics



GSA Undergraduate Travel Awards

genetics-gsa.org/join

Career Development

GeneticsCareers.org

Career Resources

Genes to Genomes

Leadership

GSA provides student and postdoc members with opportunities beyond the scope of a single department or institution.



GSA Trainee-Organized Symposia



Representation



Input

A Vital Role



■ Undergrads, Grads, & Postdocs (51%) ■ Emeritus (6%)
■ Regular Member & Educators (42%)

Early-career geneticists play a vital role in the future of genetics research and education...and of GSA.

Visit GSA Central in the Exhibit Hall to learn more!



ANNUAL REVIEWS

Connect With Our Experts



Annual Reviews is a nonprofit publisher that offers accurate, enlightened syntheses of the research literature in the natural and social sciences in order to advance knowledge and to provide an informed view to the wider public.

Genetics Society of America Members: Save on ALL Annual Reviews Journals.

Discounted pricing available for GSA members. Orders should be placed through the offices of the GSA.

Annual Review of Genetics

genet.annualreviews.org • Volume 50 • November 2016

Editor: **Nancy M. Bonini**, *University of Pennsylvania*

Annual Review of Genomics and Human Genetics

genom.annualreviews.org • Volume 17 • September 2016

Co-Editors: **Aravinda Chakravarti**,
Johns Hopkins University School of Medicine

Eric D. Green,
Bethesda, MD

Access all Annual Reviews journals via your institution at
www.annualreviews.org.



ANNUAL REVIEWS: Connect With Our Experts

Tel: 800.523.8635 (US/CAN) | Tel: 650.493.4400 | Fax: 650.424.0910
Email: service@annualreviews.org

ENVIRONMENTAL CHAMBERS FOR RESEARCH

Rodent Incubators for Mouse, Rat and Squirrel Research.



Refrigerated Incubators for c. Elegans and Zebrafish Growth and Development.



Small Insect Chambers for Drosophila, Mosquito, Bee and Sand Fly Rearing.



Powers Scientific, Inc. offers a broad line of incubators with temperature, humidity and lighting control, as well as vibration-reduction and fresh air intake for genetic research.

Visit our website for more information or call us to discuss your application. Options can be added or features deducted from our products to create the chamber that works best for you.

Powers Scientific, Inc.

WWW.POWERSSCIENTIFIC.COM 800-998-0500



Visit the **GeneticsCareers Center**, a designated space to discuss scientific careers and professional development, in the TAGC Exhibit Hall!

Featuring:

- A Job Fair
- Career Coaching
- Job Board
- Networking
- Career Workshops

...and the opportunity to post jobs and resumes on
GeneticsCareers.org!

Basic research with translational impact

Disease Models & Mechanisms publishes original research, resources and invited interviews that focus on the use of model systems to better understand, diagnose and treat human disease.

**Come and find out more about us at
The Company of Biologists, booth 814**




The Company of
Biologists

**Disease Models
& Mechanisms**



NATIONAL
POSTDOCTORAL
ASSOCIATION

Providing a national voice for postdoctoral scholars



The NPA has several resources available online to assist you as you address the issues affecting the postdoctoral community. All of these resources can be found online at www.nationalpostdoc.org under **Publications & Resources.**

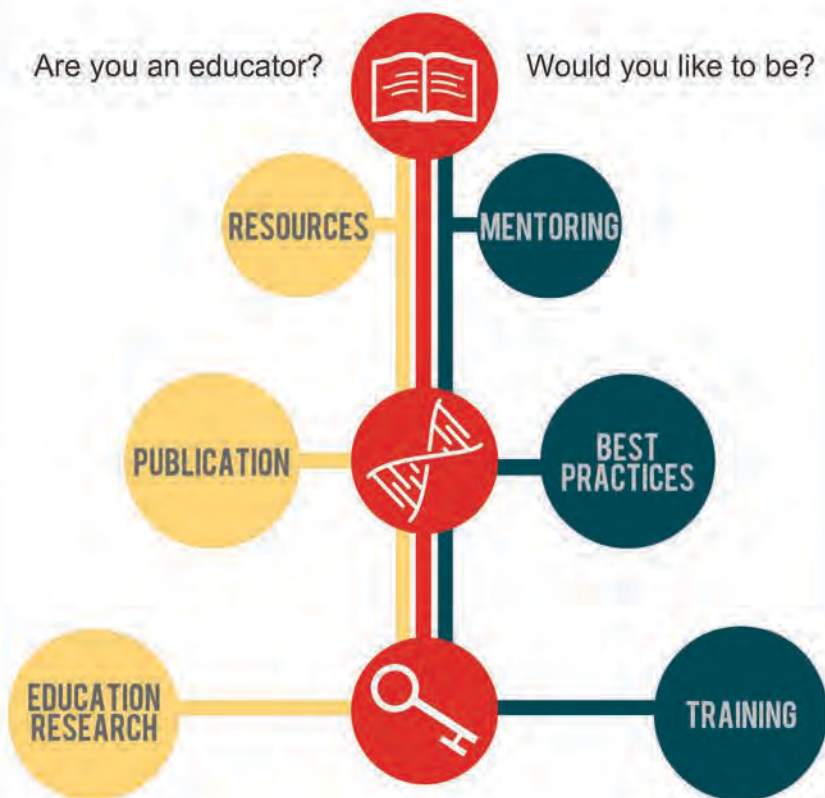
1200 New York Avenue NW
Suite GL117
Washington, DC 20005
Phone: (202) 326-6424

www.nationalpostdoc.org

Something for everyone

Are you an educator?

Would you like to be?



genetics-gsa.org/education

Visit GSA Central in the Exhibit Hall to learn about education at GSA and how you can get involved!

Your science demands time, talent,
tenacity, and the belief that your work
will have lasting impact.

Why should the journal you choose
treat it as anything less?

Format for submissions: any

Preprints: encouraged

Open access: optional, or free-to-read after 12 months

Days to first decision: ~30

Days after acceptance before your paper is published online: ~3

100 YEARS

marking the past. mapping the future.

GENETICS



WORLD
PRECISION
INSTRUMENTS
Instrumenting scientific ideas

Test Drive Our Microinjection System

We have a full station set up at booth #816/818.



Come join us for a test drive
or a live demo.

Visit us at The Allied Genetics Conference 2016 · Orlando, FL · July 13-17 · Booth #816/818

GENOME CALL FOR PAPERS

Published since 1959, *Genome* publishes original research articles, reviews, mini-reviews, current opinions, and commentaries in areas of interest including general genetics and genomics.

For information on how to submit, visit
bit.ly/Genome-journal



THE CHROMIUM™ SYSTEM

10xGenomics.com

One system, one workflow,
powerful new sequencing
applications

GemCode™ Technology powers an innovative system that transforms the capability of existing short-read sequencers. With millions of uniquely addressable partitions, the Chromium System unlocks critical genomic information including: Genome Sequencing, Targeted Sequencing, Single Cell Sequencing and De Novo Assembly.



10x
GENOMICS®

LEARN MORE AT 10XGENOMICS.COM/INSTRUMENT

GENETICS AND GENOMICS

AUG
8-13

21ST CENTURY MOUSE GENETICS

Go beyond the basics of mouse genetics with topics such as modern approaches to genetic screens; creation of transgenics and precision genetic modification; computational data analysis and management; innovative genetic tools for *in vivo* manipulation; use of the mouse in translational biomedical research. www.jax.org/mousegenetics

SEPT
12-16

SHORT COURSE ON THE GENETICS OF ADDICTION

This course emphasizes genetic applications and approaches to drug addiction research through methodological instruction based on literature, data sets and informatics resources drawn from studies of addiction-related phenotypes. www.jax.org/addiction

OCT
16-22

SHORT COURSE ON SYSTEMS GENETICS

This course covers computational and experimental approaches to genetic studies that utilize whole genome approaches. Topics will include genetic mapping, gene expression analysis and computational modeling of complex systems. www.jax.org/systems-genetics

The Jackson Laboratory strongly encourages the participation of women, minorities and persons with disabilities. Scholarships are available for courses and workshops.



**The Jackson
Laboratory**

*Leading the search
for tomorrow's cures*

COURSES.JAX.ORG

The latest discoveries in Genomics

eLife publishes highly influential research ranging from transcription and epigenetics, to bioinformatics and comparative genomics.

elifesciences.org/category/genomics-and-evolutionary-biology



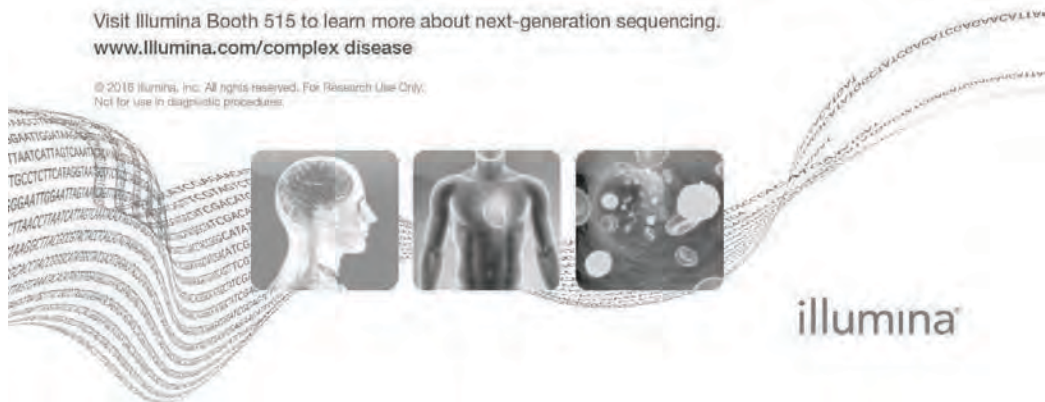
Disease is complex.

Genetic research doesn't have to be.

Like you, we are driven to know more. Through deep collaboration with the scientific, research, and clinical communities, we propel genomic innovation. It's all about harnessing genetic energy—that unstoppable force that drives us all to find answers. To be the first. We provide the tools: the systems, services, and informatics to accelerate genetic research. You provide the drive; the passion, commitment, and inspiration to move your field forward. Together, we can unlock the power of genomics to improve our world.

Visit Illumina Booth 515 to learn more about next-generation sequencing.
www.illumina.com/complex_disease

© 2015 Illumina, Inc. All rights reserved. For Research Use Only.
Not for use in diagnostic procedures.



illumina

THE MODEL ENVIRONMENT FOR AQUATIC RESEARCH



STAND ALONE SYSTEMS

■ SUPERIOR DESIGN AND ENGINEERING

- Oversized, 5-stage, state-of-the-art filtration ensures optimal water quality
- Lab-grade 316L stainless steel racks are powder coated
- High UV disinfection rate designed for 12-month service interval
- State-of-the-art controlling and monitoring system with built-in networking capable of sending notifications via phone, email or text message

■ CONVENIENCE

- Filter and UV bypass allows for service while system continues to run
- Automatic water exchanges saves time and reduces labor

■ FLEXIBILITY

- Multiple system type and size options


Ask about our industry leading delivery time—Contact a Pentair representative today to find out more!



AQUATIC ECO-SYSTEMS

Web: PentairAES.com • Email: PAES.Habitats@Pentair.com
Toll Free: 877.347.4788 • 2395 Apopka Blvd, Apopka, FL 32703


© 2016 Pentair Aquatic Eco-Systems, Inc. All Rights Reserved.



■ Z-HAB



■ Z-HAB DUO



■ Z-HAB MINI

VISIT US AT BOOTH 800



Drosophila Genetics

58th Annual Drosophila Research Conference

March 29-April 2, 2017

San Diego, CA


www.genetics-gsa.org/drosophila/2017



Abstract Submission Opens September 2016



Genetics Society of America



**Science drives
our business,
and passion drives
our science.**


At Regeneron, we bring innovative thinking to the discovery, development and commercialization of treatments that help improve the lives of patients in need.

REGENERON
science to medicine®



Reimagine Gene Editing

Think Big Screen Once



Twist Bioscience's innovative silicon-based platform is transforming DNA synthesis. The 9600 Well platform enables massively parallel production of diverse, high quality oligonucleotide pools with high accuracy for specific targeting and efficient screening.

What can Twist do for you?
sales@twistbioscience.com
www.twistbioscience.com

TWIST
BIOSCIENCE

Optical High Resolution Episcopic Microscope (OHREM)



Imaging and cutting sections for high resolution 3D on small organs and embryos

INDIGOSCIENTIFIC
RESOLVING TO BE THE BEST

About Indigo Scientific

Indigo Scientific has for many years offered microscope and imaging products to the scientific community. Indigo has now developed a system to realise the HREM technique in your laboratory. This new product is available globally and is supported from the UK.

There is now an instrument available to realise the Optical HREM technique in your laboratory.

OHREM is an episcopic imaging procedure that uses plastic rather than wax as an embedding medium. Samples are embedded in a resin that has been made highly fluorescent by the addition of dyes then accurately sectioned and imaged in high resolution.

Tissue is imaged by its ability to suppress the fluorescence of the plastic. This results in high resolution images of the block surface, irrespective of the tissue type or developmental stage. A standard section thickness of approximately 1-5 micron is achievable and no re-alignment of the sections is

required. OHREM is suitable for use over a broad range of magnifications.

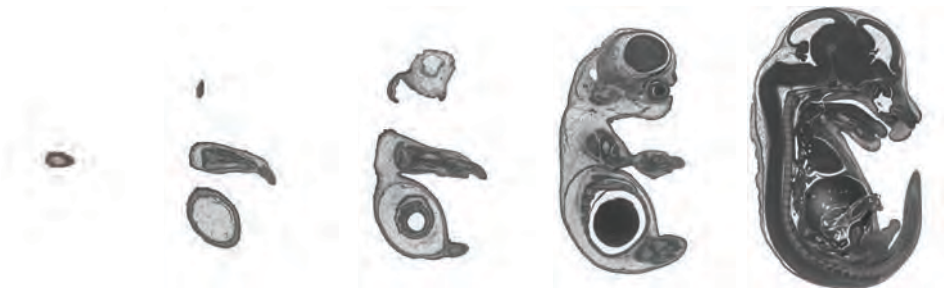
The sections the system produces are simply imported directly into whichever 2D or 3D visualisation software you may be using.

Contact us on

phone:
00 44 1462 633500

email:
chris@indigo-scientific.co.uk

website:
www.indigo-scientific.co.uk/optical-hrem-microscope-system



You told us. We Listened.

You're tired of all the rules for submitting a manuscript.

Send 'em to us in any format—no need to re-order references, footnotes, endnotes, methods.

You're tired of waiting so long to hear from journals.

With a first decision time at ~30 days and with most revisions not going back out for review, we won't leave you hanging. Questions? Contact the editorial office & talk with a real person.

You're tired of editors and reviewers who don't understand your research.

Our editors are active scientists—your peers. They don't take votes. They treat you fairly. They care.

You're tired of boilerplate decision letters.

Our editors offer guidance on what to address (or not) in a revision. Who has time for guesswork?

You want to make your paper visible, but you'd rather be doing science.

Of course! Let us help. Social media, blogs, highlights, Spotlights. Early online & in PubMed days after acceptance. We support preprints and bioRxiv. Plus, we're open access, so anyone can read your paper.

What's G3?

G3 journal publishes papers that are high-quality, useful, and robust. We don't require novelty or significance. See www.g3journal.org for more details.

Get Published. Get Discovered.





WORLD
PRECISION
INSTRUMENTS
Instrumenting scientific ideas

Test Drive Our Microinjection System

We have a full station set up at booth #816/818.



Come join us for a test drive
or a live demo.

Visit us at The Allied Genetics Conference 2016 · Orlando, FL · July 13-17 · Booth #816/818

Why publish in GENETICS & G3?

Fast Decisions, Fast Access

Tired of reformatting manuscripts? We welcome initial submissions in any format and impose no limits on length, figures, or supplemental information. Plus, we answer pre-submission inquiries within days, and can even fast-track handling in some circumstances.



Time to first decision? About a month.

Initial call on whether to send for review takes just days.

Within days of initial manuscript submission, we will let you know whether the manuscript will be sent for review. For reviewed manuscripts, the editors strive to reach a decision in less than 30 days. For revised papers, more than 90% are accepted without an additional round of reviews.



Average time from submission to acceptance is less than 8 weeks.

High-Quality Review & Peer Editors

Ever struggled with an unclear decision letter or reviews that don't give you a clue about where to start your revision? Our journals are known for providing insightful and helpful reviews.



At least **two editors** consult on every decision.

Your manuscripts will be handled by practicing scientists like you, who understand from experience what it takes to tell a significant story, to create a useful method or resource, or to extract meaning from large datasets. Rather than simply tally reviewer 'votes,' your editor synthesizes the reviews into a single, clear decision letter that offers guidance and explains rationales for all decisions, helping to improve your paper's impact. Still have questions? Contact the editorial office or the editor. Speak with a real person who'll be up front with you.



Consolidated, clear feedback from your editor.

Decision letter offers specific guidance for revisions.

Sister Journals, One-Touch Transfer

If you submit a manuscript to GENETICS that reports high-quality and useful findings—but lacks the broad appeal, significance, or novelty of a published GENETICS article—you may be offered a transfer to G3. This seamless process either guarantees review at G3, or G3 editors will use the GENETICS reviews to offer a decision within days.



After Acceptance



Within days, manuscripts are published Early Online, indexed in PubMed, and available to colleagues. You may be selected for highlights in GENETICS, cover art, press releases, promotion on GSA's Genes to Genomes blog, social media, e-news, and other outreach. We enhance discovery and use of your research, which in turn increases its impact.


Community Support

Our journals are run by and for scientists under the aegis of the Genetics Society of America. GSA represents us, advocates for us, convenes us, publicizes us, provides educational resources, and fosters our work.

GENETICS and G3 are committed to integrating with community resources. We've long supported the use of preprints, and in 2014 we partnered with Cold Spring Harbor Laboratories to enable seamless deposits of manuscripts from our submission systems to bioRxiv, and vice versa. Articles feature links to model organism databases like SGD, FlyBase, WormBase and FungiDB. We provide custom templates for authors who use LaTeX, saving them time at submission. So you can assess your research impact in multiple ways, each paper features article level metrics that shows mentions on Twitter, Facebook, in the popular press, plus other alternative metrics.

Access to Data

Our data policy, instituted in 2009, requires that all primary data and source code associated with the paper's findings must be publicly available, either as supplemental information or in a public repository like Dryad, FigShare, and GenBank. Besides providing everything needed for replication, this policy allows your research to have the greatest possible impact, and to ensure that your findings will be used for years to come.



Not sure if your work is a good fit for our journals?

We welcome pre-submission inquiries!

Download the TAGC 2016
MOBILE APP NOW!
<http://www.Genetics2016.org/MeetingApp>



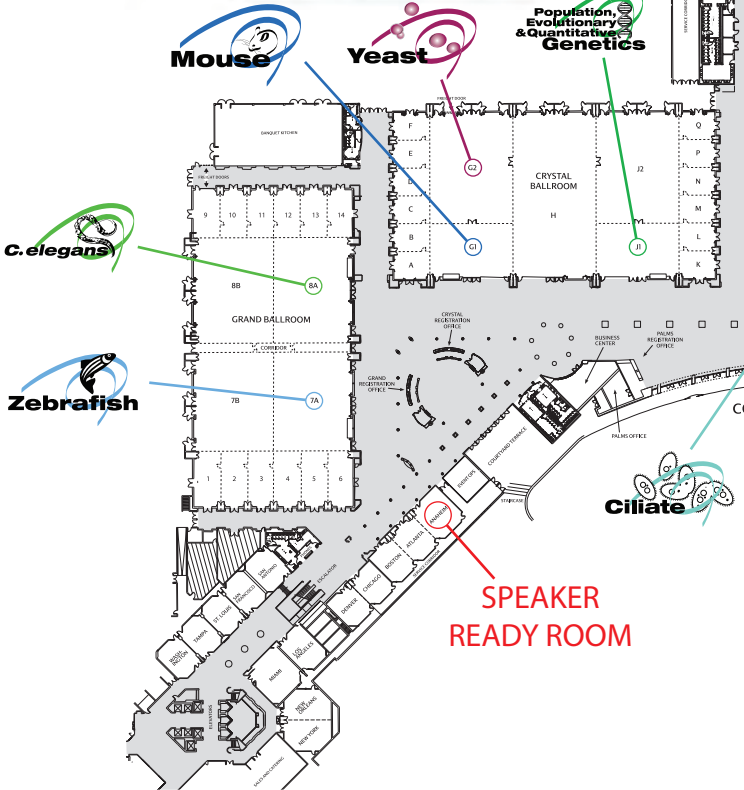
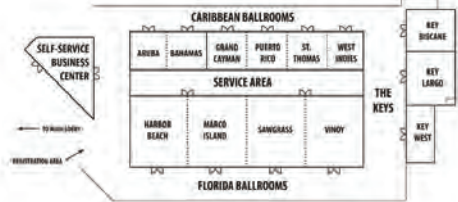
Complete abstract and speaker info, personalize your schedule, view venue maps, take notes and more.



You can scan this code with a QR Reader on your device.



North Tower Meeting Rooms
(on 2nd floor)

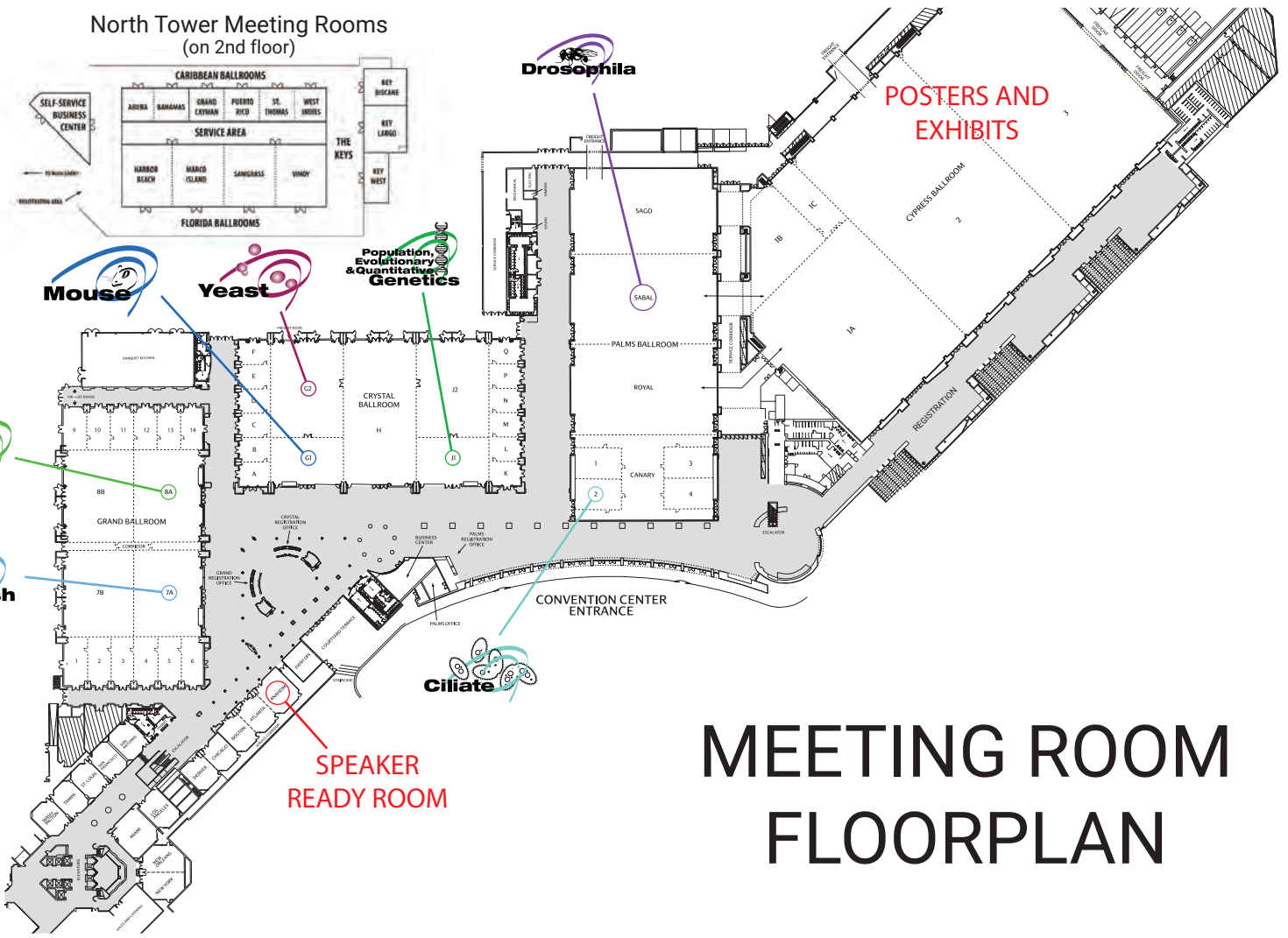


Drosophila

POSTERS AND EXHIBITS

SPEAKER READY ROOM

MEETING ROOM FLOORPLAN



SCHEDULE AT-A-GLANCE

Wednesday, July 13

2:00pm- 9:30pm	Speaker Ready Room Open	Hall of Cities - Anaheim
7:00pm-9:00pm	Scientific Sessions	Multiple locations
9:00pm-11:00pm	Opening Mixer with Exhibits	Cypress Ballroom

Thursday, July 14

7:00am-5:00pm	Speaker Ready Room Open	Hall of Cities - Anaheim
7:45am-10:00am	Joint Plenary Session	Palms Ballroom
8:00am-4:00pm	Exhibits Open	Cypress Ballroom
10:30am-12:30pm	Scientific Sessions	Multiple locations
12:30pm-1:30pm	* Mentoring Roundtables #1	North Tower - Harbor Beach
12:30pm-1:30pm	Speaking Up...Mod Org Research	Crystal Ballroom H
1:30pm-3:30pm	Poster Presentations	Cypress Ballroom
1:30pm-3:30pm	GeneticsCareers Center /Job Fair	Cypress Ballroom 1C
4:00pm-6:00pm	Scientific Sessions	Multiple locations
7:45pm-9:45pm	Scientific Sessions	Multiple locations
10:00pm-11:30pm	* Science Cafe Event	Palms Ballroom Sabal

Friday, July 15

7:00am-5:00pm	Speaker Ready Room Open	Hall of Cities - Anaheim
8:00am-9:30am	Scientific Sessions	Multiple Locations
8:00am-4:30pm	Exhibits Open	Cypress Ballroom
10:00am-12:00pm	Scientific Session	Multiple locations
12:00pm-1:30pm	* Editor's Panel Discussion	North Tower - Harbor Beach
1:30pm-3:30pm	Poster Presentations	Cypress Ballroom
1:30pm-3:30pm	GeneticsCareers Center	Cypress Ballroom 1C
2:00pm-2:45pm	GeneticsCareers Workshop	Cypress Ballroom 1B
4:00pm-6:00pm	Scientific Sessions	Multiple locations
6:00pm-7:30pm	* WIG Panel and Networking	North Tower - Harbor Beach
7:30pm-9:30pm	Joint Plenary Session	Palms Ballroom

Saturday, July 16

7:00am-5:00pm	Speaker Ready Room Open	Hall of Cities - Anaheim
8:00am-10:00am	Workshops	Multiple locations
8:00 am - 12:00pm	Exhibits Open	Cypress Ballroom
10:00am-12:00pm	Poster Presentations	Cypress Ballroom
10:00am-12:00pm	GeneticsCareers Center	Cypress Ballroom 1C
10:30am-11:15am	GeneticsCareers Workshop	Cypress Ballroom 1B
12:15pm-1:45pm	* Mentoring Roundtables #2	North Tower - Harbor Beach
1:45pm-3:45pm	Scientific Sessions	Multiple locations
4:00pm-6:00pm	Scientific Sessions	Multiple locations
7:30pm-9:30pm	Scientific Sessions	Multiple locations
9:30pm-11:00pm	* Closing Reception	Cypress Ballroom 1

Sunday, July 17

8:00am-10:00am	Scientific Sessions	Multiple locations
10:30am-12:30pm	Joint Plenary Session	Palms Ballroom

* Ticketed Event